


AMS
LOT
752531



Triumph Toledo (1973 onwards) Parts Catalogue

Part No. NKC0432/B
May 1975





Triumph Toledo (1973 onwards) Parts Catalogue

Part No. NKC0432/B
May 1975

Jaguar and Rover Triumph
Parts and Accessories
BRITISH LEYLAND UK LIMITED
Fletchamstead Highway
Coventry CV4 9DB

Telephone: 0203 75591
Telex: 31567
Telegrams: Stanpart Coventry

Whilst every effort is made to ensure the accuracy of the particulars contained in this Manual, the Manufacturing Companies will not, in any circumstances, be held liable for any inaccuracies or the consequences thereof.

© Parts and Accessories Jaguar and Rover Triumph 1975

All rights reserved. No part of this publication may be reproduced, stored in a retrieval system or transmitted, in any form, electronic mechanical, photocopying, recording or other means without prior written permission of Parts and Accessories Jaguar and Rover Triumph.



Unipart parts and accessories are tested and approved by British Leyland.
For full details of the Unipart range refer to the Unipart catalogue.

INTRODUCTION

This publication is completely pictorial, that is, a pictorial group index, page index and part numbered illustrations with no description. This gives a quicker look-up time and obviates the need for translation. The part number quoted on the illustrations is common to all models covered by the publication, unless otherwise stated against the heading, the part number or in the section at the bottom of the illustration.

The quantity for any part number is always one off unless a higher quantity is shown in brackets against the part number.

Users should make themselves familiar with the various symbols and abbreviations which are used in the presentation of the publication to denote, amongst other things, Right hand Steering, Left hand Steering, assemblies and components of kits.

The official description of the part, where this information is needed, is shown in the numerical index at the end of the publication. The index also gives the page number on which each part appears.

INTRODUKTION

Denne publikation fremtraeder kun med illustrationer, dvs. et gruppe-indeks, et side-indeks og illustrerede reservedelsnumre uden beskrivelse. Dermed er bogen hurtigere at bruge, og man undgår at skulle oversætte. Det reservedelsnummer, der er anført ved illustrationerne, er fælles for alle de modeller, der omfattes af publikationen, med mindre andet er anført i overskriften, ved reservedelsnummeret eller i afsnittet forinden på illustrationen.

For enhver reservedel er der altid tale om et styk, med mindre et andet kvantum er anført i parentes ud for reservedelsnummeret.

Man bør sætte sig inde i de forskellige symboler og forkortelser, der bruges i denne publikation for f.eks. at angive højrestyring, venstrestyring, aggregater og dele i sæt.

Den officielle beskrivelse af en reservedel er, hvor denne oplysning er påkrævet, anført i det numeriske indeks sidst i publikationen. Dette indeks viser også, på hvilken side den enkelte reservedel findes.

INLEIDING

Deze uitgave is volledig geïllustreerd en bevat een inhoudsopgave van de onderdelengroepen en bladzijden, evenals een opgave van aparte onderdelen in de vorm van genummerde illustraties zonder nadere toelichting. Op deze wijze wordt het opzoeken vergemakkelijkt en zijn vertalingen overbodig. De onderdelenummers in de illustraties zijn van toepassing op alle modellen die in de uitgave zijn genoemd, tenzij het tegendeel is vermeld bovenaan de bladzijde, bij het onderdeelnummer of onder de betreffende illustratie.

Het aantal onderdelen bedraagt steeds 1 stuks, tenzij een groter aantal tussen haakjes bij het onderdeelnummer is vermeld.

Gebruikers worden verzocht zich vertrouwd te maken met de verschillende symbolen en afkortingen die in deze uitgave zijn vermeld en die o.a. dienen voor het aanduiden van wagens met rechts of links stuur, samengestelde onderdelen, aparte onderdelen of sets.

De officiële beschrijving van de onderdelen is, indien belangrijk, vermeld in de numerieke inhoudsopgave aan het eind van het boek. In de inhoudsopgave zijn tevens de nummers van de bladzijden vermeld waarop de onderdelen zijn afgebeeld.

ESITTELY

Tämä on pelkästään kuvajulkaisu, jossa on kuvitettu ryhmähakemisto, sisällysluettelo ja ilman nimikkeitä laadittu kuvallinen varaosanumeroiden luettelo. Kirjan käyttö nopeutuu, koska kääntäminen ei ole tarpeen. Kuvissa esitetyt varaosanumerot sopivat kaikkiin kirjan esittämiin malleihin ellei otsikossa varaosanumeron yhteydessä tai kuvan alla ole toisin mainittu.

Jokaista osaa tarvitaan yksi kappale, ellei suurempaa määrää ole mainittu sulkumerkeissä varaosanumeron yhteydessä.

Käyttäjien on tutustuttava julkaisussa käytettyihin erilaisiin merkkeihin ja lyhennyksiin huomioidakseen mm. oikean tai vasemmanpuoleisen ohjauksen, osa-asetelmat ja korjaussarjat.

Niistä osista, joiden sanallinen nimike on tarpeen, on kirjan lopussa numeroitu luettelo, jossa on myös mainittu, millä kirjan sivulla k.o. osa on kuvattu.

INTRODUCTION

Cette publication est entièrement illustrée, c'est-à-dire qu'elle comprend un index des figures, un index des pages et des figures avec les numéros de pièce mais sans aucune désignation. Cela permet une recherche plus rapide et supprime la nécessité de la traduction. Le numéro de pièce indiqué pour chaque figure est commun à tous les modèles couverts par la publication sauf s'il en est autrement spécifié dans l'en-tête, avec le numéro de pièce ou sous la figure.

Pour chaque numéro de pièce la quantité est toujours égale à UN sauf si une quantité plus élevée est inscrite entre parenthèse à côté du numéro de pièce.

Les utilisateurs devront se familiariser avec les symboles et les abréviations employés dans la présentation de cette publication pour indiquer, entre autres, Direction à Droite, Direction à Gauche, Ensembles et Pièces composant un lot.

La désignation officielle de la pièce, lorsqu'elle est nécessaire, figure dans l'index numérique qui se trouve à la fin de la publication. Cet index donne également le numéro de la page dans laquelle chaque pièce est représentée.

EINFÜHRUNG

Diese Veröffentlichung besteht lediglich aus Abbildungen, d.h. einem bildlichen Gruppenindex, Seitenindex und teilebezeichneten Abbildungen ohne Beschreibung. Dies erleichtert das Nachschlagen und erübrigt Übersetzungen. Die in den Abbildungen aufgeführten Teilenummern sind allen in dieser Broschüre erwähnten Modellen gleich außer wenn in der Überschrift, neben der Teilenummer oder im Abschnitt unten in der Abbildung anders angegeben.

Bei den Teilenummern handelt es sich jeweils um ein Einzelstück, außer wenn in Klammern neben der Teilenummer eine größere Menge verzeichnet ist.

Machen Sie sich bitte mit den verschiedenen Symbolen und Abkürzungen vertraut, die u.a. Rechtslenker, Linkslenker, Gruppen und Satzbestandteile darstellen.

Sofern notwendig, kann die offizielle Beschreibung eines Teiles im Nummernverzeichnis am Ende dieser Broschüre nachgeschlagen werden. Im Index ist ebenfalls die Seitennummer jedes Teiles aufgeführt.

INTRODUZIONE

La presente pubblicazione è completamente illustrata, costituita cioè da un indice dei gruppi illustrato, dall'indice delle pagine e dalle illustrazioni dei pezzi senza denominazione o descrizione. Questa soluzione permette una più rapida consultazione ed elimina la necessità della traduzione. Il numero dei particolari indicati nelle illustrazioni sono in comune per tutti i modelli cui la pubblicazione si riferisce, eccetto quando vi sono precise indicazioni in contrario nelle intestazioni, vicino ai numeri di pezzo o nella sezione stessa in fondo all'illustrazione.

La quantità di ogni particolare è sempre di un pezzo, tranne quando maggiori quantitativi sono indicati tra parentesi a fianco del numero di pezzo.

Coloro che dovranno usare la pubblicazione faranno bene a studiare i vari simboli ed abbreviazioni usate nella presentazione, che denotano, tra l'altro, lo sterzo a destra, lo sterzo a sinistra, i complessivi ed i particolari che compongono i corredi completi.

La denominazione ufficiale del pezzo, ove tale informazione sia necessaria, compare nell'indice numerico alla fine della pubblicazione. L'indice mostra anche il numero di pagina per ogni particolare ivi rappresentato.

INTRODUCAO

A presente publicação é completamente ilustrada, quer dizer, ha indice em forma de grupo ilustrado, indice de páginas e ilustrações com peça nos. sem descrição. Isto proporciona tempo más rápido para buscar e evita a necessidade de traduzir. O peça no. citado nas ilustrações aplica-se para todos modelos nesta publicação, salvo indicação contraria contra o título, o peça número ou na seção no fundo da ilustração.

A quantidade para qualquer peça no. é sempre de uma peça, salvo indicação contraria, quer dizer, de quantidade superior, indicada entre parênteses contra o peça número.

Os Senhores usuários devem familiar-se com os diversos símbolos e abreviações que empregam-se na apresentação da publicação para indicar, entre outras coisas, volante à direita, volante à esquerda, componentes de conjuntos de instrumentos.

A descrição oficial da peça, onde precisa-se desta informação, está indicada no índice numérico situado no fim da publicação. O índice também proporciona o número de página na qual cada peça acha-se.

INTRODUCCION

Esta publicación es completamente pictórica, es decir, un índice de grupo pictórico, índice de páginas e ilustraciones numeradas de piezas sin descripción alguna. Con esto se tarda menos en buscar las piezas y se evita la necesidad de traducción. El número de pieza indicado en las ilustraciones es común a todos los modelos incluidos en la publicación, a menos que se diga lo contrario en el encabezamiento, en el número de pieza o en la sección en la parte inferior de la ilustración.

La cantidad de cualquier número de pieza se refiere siempre a una unidad a menos que se muestre mayor cantidad entre paréntesis al lado del número de pieza.

Los usuarios deberán familiarizarse con los diferentes símbolos y abreviaturas empleadas en la publicación para indicar, entre otras cosas, Dirección a la Derecha, Dirección a la Izquierda, conjuntos y componentes de juegos.

La descripción oficial de la pieza, en los casos en que se necesite esta información, aparece en el índice numérico al final de la publicación. También se da en el índice el número de la página en la que aparece cada pieza.

INTRODUKTION

Denna publikation är helt illustrerad, d.v.s. den har illustrerat gruppindex, sidindex och illustrationer försedda med detaljnummer utan beskrivning. Detta gör det lättare att snabbt hitta rätt och gör dessutom översättning överflödig. Det detaljnummer som anges på resp. illustration är lika för alla modeller som täcks av publikationen, såvida inget annat anges i rubriken, vid själva detaljnumret eller i sektionen under illustrationen.

Antalet detaljer för varje detaljnummer är alltid en, såvida inte en högre kvantitet anges inom parentes vid det berörda detaljnumret.

Den som använder katalogen bör göra sig förtrogen med de olika symbolerna och förkortningarna som används och som bl.a. anger högerstyrning, vänsterstyrning, enheter och komponenter i satser.

Den officiella beskrivningen av detaljen, där sådan information erfordras, anges i det nummerindex som finns i slutet av publikationen. I detta index anges också den sida, på vilken detaljen finns upptagen.

EXTERIOR PAINT AND TRIM CODE PROCEDURE

The following coding system has been devised to cover the basic colours and their varying shades.

(a) Basic Colours.

There are nine Basic Colours, their numbers are:

- | | | |
|----------|-----------|-----------|
| 1. Black | 4. Yellow | 7. Purple |
| 2. Red | 5. Green | 8. Grey |
| 3. Brown | 6. Blue | 9. White |

(b) Shades of Colour.

To cover Shades of the above Colours, a second figure commencing at '1' is used as a prefix to the above numbers, range of codes is as follows:—

Basic Colour	1st Shade	2nd Shade	3rd Shade	4th Shade	5th Shade
Black	11 Black				
Red	12 Matador Red	32 Signal	72 Pimento	82 Carmine	
Brown	23 Sienna	33 New Tan	83 Maple		
Yellow	54 Saffron	64 Mimosa			
Green	55 Laurel	75 BRG 1975			
Blue	26 Wedgwood	56 Royal	66 Valencia	96 Imperial	
Purple	17 Damson	27 Shadow Blue			
Grey	68 Slate				
White	19 White	39 Honeysuckle			

(c) Dual Colours.

Dual colours are shown as two codes divided by a stroke, the first code being the predominant colours, e.g. 26/11 denotes Wedgwood Blue and Black.

(d) Trim Materials.

Prefix Letters-added to the colour code indicate the main trim material

Leathercloth — No prefix letter, Leather — Prefix letter 'H', Cloth — Prefix letter 'C'.

(e) Recording.

The paint, trim colours and materials used are recorded in the spaces provided on the Commission No. Plate.

COMM. NO

PAINT 56 **TRIM** 13

● GROSS LADEN WEIGHT KILOS ●

MANUFACTURED BY
THE TRIUMPH MOTOR CO LTD.
COVENTRY ENGLAND

KODNING AF UDVENDIG LAKERING OG INDTRÆK

Det følgende kodesystem er udviklet for at give kodenumre for grundfarverne og deres nuancer.

(a) Grundfarver.

Der er ni grundfarver, og deres numre er:

1. Sort	4. Gul	7. Violet
2. Rod	5. Gron	8. Gra
3. Brun	6. Bla	9. Hvid

(b) Farvenuancer.

For at omfatte nuancer af ovennævnte farver bruges et yderligere tal, det første af hvilke er "1", som præfiks for ovennævnte nummerrække af koder som følger:—

Grundfarve	1. Nuance	2. Nuance	3. Nuance	4. Nuance	5. Nuance
Sort	11 Black				
Rod	12 Matador Red	32 Signal	72 Pimento	82 Carmine	
Brun	23 Sienna	33 New Tan	83 Maple		
Gul	54 Saffron	64 Mimosa			
Gron	55 Laurel	75 BRG 1975			
Bla	26 Wedgwood	56 Royal	66 Valencia	96 Imperial	
Violet	17 Damson	27 Shadow Blue			
Gra	68 Slate				
Hvid	19 White	39 Honeysuckle			

(c) Tofarvet.

Dobbeltfarver vises som to kodenumre, adskilt med en skråstreg, idet det første kodenummer er for den fremherskende farve. Således betyder 26/11 Wedgwood Blå og sort.

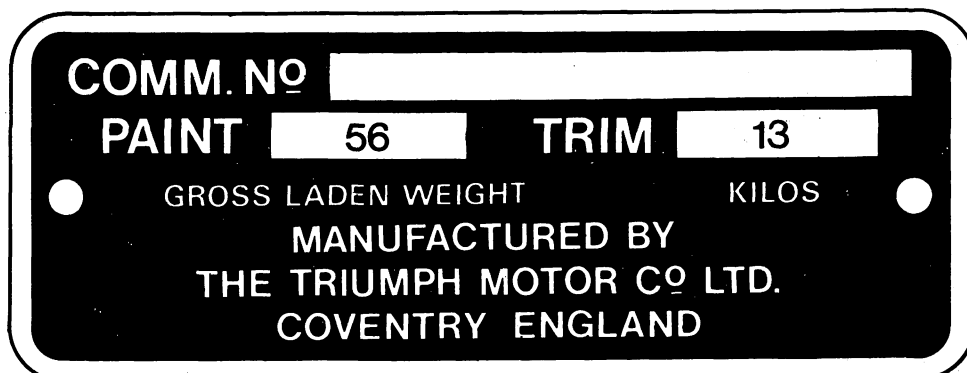
(d) Indtræksmaterialer.

Præfiks bogstaver føjet til farvekoden betyder hovedindtræksmaterialets type:

Læderaerred — intet præfiks, Læder — præfiks "H", Stof — præfiks "C".

(e) Paskrift.

Kodenumrene for lakering, indtræksmateriale og — farve vises i de dertil beregnede pladser på vognens bestillingsnummerplade.



LAKKEN BUITENWERK EN TRIM KODERING

Het volgende kodeersysteem is opgesteld voor de grondkleuren en hun diverse tinten.

(a) Grondkleuren

Er zijn negen Grondkleuren, hun cijfers zijn:

- | | | |
|----------|----------|-----------|
| 1. Zwart | 4. Geel | 7. Violet |
| 2. Rood | 5. Groen | 8. Grijs |
| 3. Bruin | 6. Blauw | 9. Wit |

(b) Tinten van de kleur.

Om de diverse tinten van de bovenstaande kleuren aan te geven, wordt een tweede cijfer gebruikt beginnende met '1' vóór de bovengenoemde cijfers, de kodering is als volgt:—

Grondkleur	1e tint	2e tint	3e tint	4e tint	5e tint
Zwart	11 Black				
Rood	12 Matador Red	32 Signal	72 Pimento	82 Carmine	
Bruin	23 Sienna	33 New Tan	83 Maple		
Geel	54 Saffron	64 Mimosa			
Groen	55 Laurel	75 BRG 1975			
Blauw	26 Wedgwood	56 Royal	66 Valencia	96 Imperial	
Violet	17 Damson	27 Shadow Blue			
Grijs	68 Slate				
Wit	19 White	39 Honeysuckle			

(c) Twee kleuren.

Twee kleuren worden aangegeven als twee codes, gescheiden door een streep, de eerste code is de hoofdkleur, b.v. 26/11 duidt aan Wedgwood blauw en zwart.

(d) Trim materialen.

Letters vóór de kleurencode geven het hoofdtrimmateriaal aan.

Leerdoek — Geen vóórletter; Leer — Zet de letter 'H' vóór de code. Weefsel — zet de letter 'C' vóór de code.

(e) Registratie.

De lak, trimkleuren en gebruikte materialen worden aangegeven op de betreffende plaatsen op de Ordernummerplaat.

COMM. No			
PAINT	56	TRIM	13
GROSS LADEN WEIGHT		KILOS	
MANUFACTURED BY			
THE TRIUMPH MOTOR CO LTD.			
COVENTRY ENGLAND			

ULKOMAALIN JA VERHOILUN KOODITUS

Seuraava koodijärjestelmä on kehitetty osoittamaan perusvärit ja niiden ävyt.

(a) Perusvärit.

Tarjolla on yhdeksän perusväriä; niiden numerot ovat:

- | | | |
|-------------|--------------|--------------|
| 1. Musta | 4. Keltainen | 7. Purppura |
| 2. Punainen | 5. Vihreä | 8. Harmaa |
| 3. Ruskea | 6. Sininen | 9. Valkoinen |

(b) Värisävyt.

Yllämainittujen värien sävyjen luokitteluksi käytetään toista numeroa yhdestä alkaen em. numeroiden edessä ja näön saadaan seuraavat koodit:

Perusväri	1. sävy	2. sävy	3. sävy	4. sävy	5. sävy
Musta	11 Black				
Punainen	12 Matador Red	32 Signal	72 Pimento	82 Carmine	
Ruskea	23 Sienna	33 New Tan	83 Maple		
Keltainen	54 Saffron	64 Mimosa			
Vihreä	55 Laurel	75 BRG 1975			
Sininen	26 Wedgwood	56 Royal	66 Valencia	96 Imperial	
Purppura	17 Damson	27 Shadow Blue			
Harmaa	68 Slate				
Valkoinen	19 White	39 Honeysuckle			

(c) Kaksoisvärit.

Kaksoisvärit osoitetaan kahdella koodilla, joita poikkiviiva erottaa. Ensimmäinen koodi on vallitseva väri, esim. 26/11 tarkoittaa Wedgwood sininen ja musta.

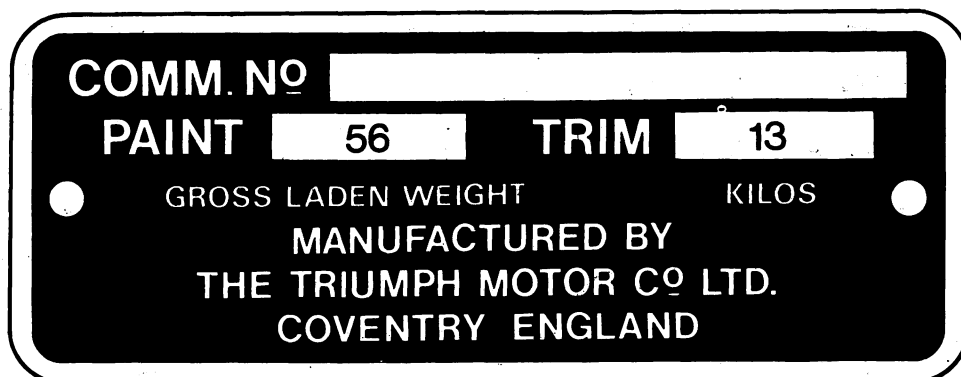
(d) Verhoiluaineet.

Kirjain värikoodin edessä osoittaa pääverhoiluaineen.

Keinonahka-Ei etukirjainta; nahka- etukirjain "H". Kangas-etukirjain "C".

(e) Rekisteröinti.

Maali, verhoilun värit ja materiaalit on rekisteröity agentin numerolaattaan varatussa tilassa.



SYMBOLES UTILISES POUR LES COLORIS EXTERIEURS ET LA GARNITURE INTERIEURE

Les symboles suivants servent pour les coloris fondamentaux et les différentes nuances de ces coloris:

(a) Coloris fondamentaux.

Neuf coloris fondamentaux sont utilisés, les numéros suivants leur ont été attribués:

- | | | |
|-----------|----------|-----------|
| 1. Noir | 4. Jaune | 7. Violet |
| 2. Rouge | 5. Vert | 8. Gris |
| 3. Marron | 6. Bleu | 9. Blanc |

(b) Nuances.

Pour obtenir un code englobant toutes les différentes nuances des coloris ci-dessus, un préfixe numéral commençant à '1' leur a été attribué. Le code complet est donné ci-dessous:—

Coloris fondamental	1ère nuance	2ème nuance	3ème nuance	4ème nuance	5ème nuance
Noir	11 Black				
Rouge	12 Matador Red	32 Signal	72 Pimento	82 Carmine	
Marron	23 Sienna	33 New Tan	83 Maple		
Jaune	54 Saffron	64 Mimosa			
Vert	55 Laurel	75 BRG 1975			
Bleu	26 Wedgwood	56 Royal	66 Valencia	96 Imperial	
Violet	17 Damson	27 Shadow Blue			
Gris	68 Slate				
Blanc	19 White	39 Honeysuckle			

(c) Fini en deux coloris

Quand le fini est en deux coloris, le symbole est formé de deux nombres séparés par un trait oblique, le premier nombre représentant le coloris prédominant, par exemple 26/11 correspond à Bleu Wedgwood et Noir.

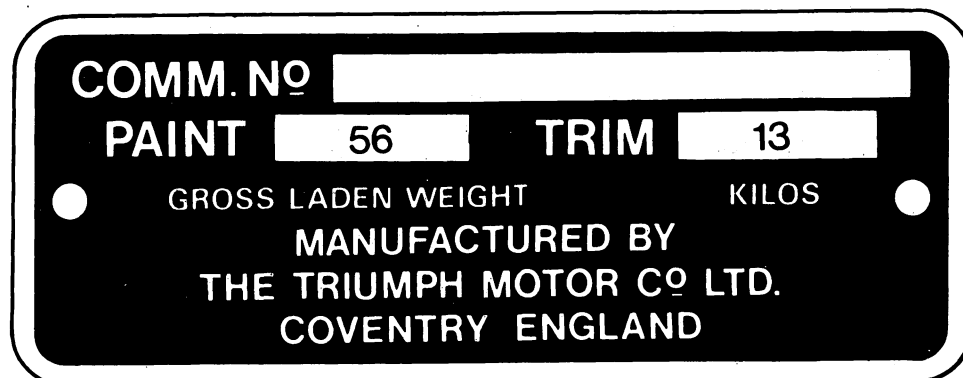
(d) Matière utilisée pour la garniture intérieure

Un préfixe alphabétique ajouté au symbole du coloris indique la matière principalement utilisée.

Simili-cuir: sans préfixe alphabétique; Cuir: préfixe 'H'; Tissu: préfixe 'C'.

(e) Inscription

La peinture, les coloris et les produits utilisés sont indiqués aux emplacements prévus sur la plaque de fabrication.



LACKIERUNG UND AUSSTATTUNG

Für die Grundfarben und die verschiedenen Farbtöne wurde folgendes Codesystem aufgestellt.

(a) Grundfarben

Die neun Grundfarben haben folgende Nummern:

- | | | |
|------------|---------|---------|
| 1. Schwarz | 4. Gelb | 7. Lila |
| 2. Rot | 5. Grün | 8. Grau |
| 3. Braun | 6. Blau | 9. Weiß |

(b) Farbtöne

Für die verschiedenen Farbtöne der obigen Farben wird eine zweite Zahl, beginnend mit 1, an den Grundfarbencode angehängt. Es sind folgende Farbtöne vorhanden:

Grundfarbe	1. Farbton	2. Farbton	3. Farbton	4. Farbton	5. Farbton
Schwarz	11 Black				
Rot	12 Matador Red	32 Signal	72 Pimento	82 Carmine	
Braun	23 Sienna	33 New Tan	83 Maple		
Gelb	54 Saffron	64 Mimosa			
Grün	55 Laurel	75 BRG 1975			
Blau	26 Wedgwood	56 Royal	66 Valencia	96 Imperial	
Lila	17 Damson	27 Shadow Blue			
Grau	68 Slate				
Weiß	19 White	39 Honeysuckle			

(c) Zwei Farben

Wenn zwei Farben verwendet werden, wird dies durch zwei durch einen Schrägstrich getrennte Codes angedeutet, wobei die vorherrschende Farbe zuerst aufgeführt wird. So bedeutet z.B. 26/11 Wedgwood-Blau und Schwarz.

(d) Material für die Innenausstattung

Aus dem Buchstaben vor dem Farbkode geht hervor, was für ein Material in der Hauptsache für die Innenausstattung verwendet wird.

Kunstleder – kein Buchstabe, Leder – Buchstabe H, Stoff – Buchstabe C.

(e) Eintragung

Die für die Lackierung und Ausstattung verwendeten Farben und Materialien werden in die dafür vorgesehenen Kästchen auf der Inbetriebnahmeschild eingetragen.

COMM. NO			
PAINT	56	TRIM	13
GROSS LADEN WEIGHT		KILOS	
MANUFACTURED BY			
THE TRIUMPH MOTOR CO LTD.			
COVENTRY ENGLAND			

SISTEMA DI CODIFICAZIONE PER LA VERNICE ESTERNA E L'ARREDAMENTO INTERNO DELLA CARROZZERIA

Il seguente sistema di codificazione è stato scelto per indicare sia i colori fondamentali che le loro varie gradazioni.

(a) Colori fondamentali

Ci sono nove colori fondamentali; i loro numeri sono :

- | | | |
|------------|-----------|-------------|
| 1. Nero | 4. Giallo | 7. Purpureo |
| 2. Rosso | 5. Verde | 8. Grigio |
| 3. Marrone | 6. Blu | 9. Bianco |

(b) Gradazioni di colore

Per coprire gradazioni dei colori di cui sopra, una seconda cifra che comincia con '1' è usata come prefisso ai numeri di cui sopra; il campo dei codici è come segue:

Colore Fondamentale	1ª Gradazione	2ª Gradazione	3ª Gradazione	4ª Gradazione	5ª Gradazione
Nero	11 Black				
Rosso	12 Matador Red	32 Signal	72 Pimento	82 Carmine	
Marrone	23 Sienna	33 New Tan	83 Maple		
Giallo	54 Saffron	64 Mimosa			
Verde	55 Laurel	75 BRG 1975			
Blu	26 Wedgwood	56 Royal	66 Valencia	96 Imperial	
Purpureo	17 Damson	27 Shadow Blue			
Grigio	68 Slate				
Bianco	19 White	39 Honeysuckle			

(c) Per due colori.

I due colori sono indicati da due codici separati da una linea di frazione, dove il primo codice si riferisce al colore predominante, per esempio 26/11 denota Blu Wedgwood e Nero.

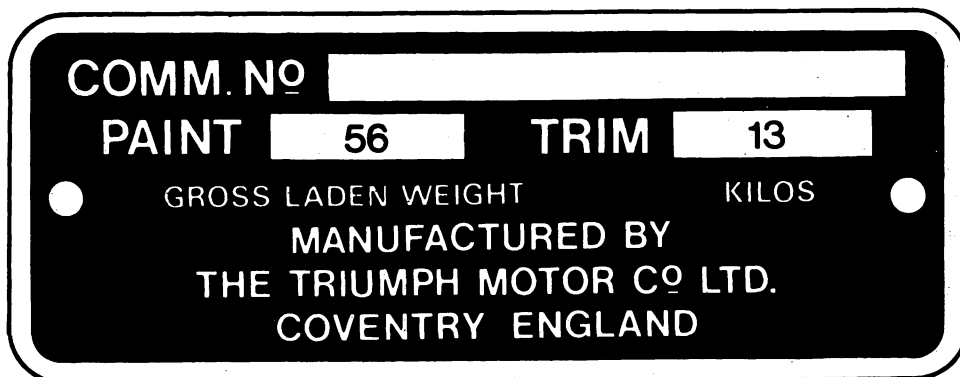
(d) Materiali per l'arredamento interno.

Lettere di prefisso sono aggiunte al codice del colore per indicare il materiale principale dell'arredamento interno.

Stoffa imitazione pelle – nessuna lettera di prefisso, Pelle – lettera di prefisso 'H', Stoffa – lettera di prefisso 'C'.

(e) Specificazione

La vernice ed i colori e materiali dell'arredamento interno sono specificati nello spazio provvisto sulla targa di provvigione.



CODIGO DA COR PINTURA EXTERNA E DOS ESTOFOS

O sistema de código que se segue foi preparado para cobrir a gama das cores básicas e das suas diferentes tonalidades.

(a) Cores básicas.

Há nove cores básicas, cujos números são:

- | | | |
|-------------|------------|-------------|
| 1. Preto | 4. Amarelo | 7. Rôxo |
| 2. Vermelho | 5. Verde | 8. Cinzento |
| 3. Castanho | 6. Azul | 9. Branco |

(b) Tonalidades da cor.

Para cobrir as tonalidades das cores acima mencionadas usa-se como prefixo aos números acima indicados um segundo algarismo começado em "1". A série de código é a seguinte:—

Cor básica	1ª Tonalidade	2ª Tonalidade	3ª Tonalidade	4ª Tonalidade	5ª Tonalidade
Preto	11 Black				
Vermelho	12 Matador Red	32 Signal	72 Pimento	82 Carmine	
Castanho	23 Sienna	33 New Tan	83 Maple		
Amarelo	54 Saffron	64 Mimosa			
Verde	55 Laurel	75 BRG 1975			
Azul	26 Wedgwood	56 Royal	66 Valencia	96 Imperial	
Rôxo	17 Damson	27 Shadow Blue			
Cinzento	68 Slate				
Branco	19 White	39 Honeysuckle			

(c) Cores duplas.

As cores duplas são indicadas como dois códigos divididos por uma barra, sendo o primeiro código o das cores predominantes, isto é, 26/11 mostra azul Wedgwood e preto.

(d) Materiais para estofos.

Um prefixo de letras junto ao código da cor indica o principal material dos estofos.

Pergamoide — nenhum prefixo de letras, Couro — prefixo a letra "H", Tecido — prefixo a letra "C".

(e) Registo

As cores da pintura e dos estofos e os materiais usados são registados nos espaços existentes na chapa de instruções.

COMM. Nº			
PAINT	56	TRIM	13
GROSS LADEN WEIGHT		KILOS	
MANUFACTURED BY			
THE TRIUMPH MOTOR CO LTD.			
COVENTRY ENGLAND			

METODO PARA EL CODIGO DE PINTURA EXTERIOR Y DECORACION INTERIOR

El sistema de codificación que se da a continuación abarca los colores básicos y sus tonalidades diversas.

(a) Colores Básicos.

Existen nueve Colores Básicos, cuyos números son los siguientes:

- | | | |
|-----------|-------------|-----------|
| 1. Negro | 4. Amarillo | 7. Morado |
| 2. Rojo | 5. Verde | 8. Gris |
| 3. Marrón | 6. Azul | 9. Blanco |

(b) Tonalidades de Colores.

Para referirse a las Tonalidades de los Colores arriba mencionados, se usa un segundo número, comenzando en '1' como prefijo para los números que se dan más arriba. La gama de códigos es la siguiente:

Color Básico	1 ^{er} Matiz	2 ^o Matiz	3 ^{er} Matiz	4 ^o Matiz	5 ^o Matiz
Negro	11 Black				
Rojo	12 Matador Red	32 Signal	72 Pimento	82 Carmine	
Marrón	23 Sienna	33 New Tan	83 Maple		
Amarillo	54 Saffron	64 Mimosa			
Verde	55 Laurel	75 BRG 1975			
Azul	26 Wedgwood	56 Royal	66 Valencia	96 Imperial	
Morado	17 Damson	27 Shadow Blue			
Gris	68 Slate				
Blanco	19 White	39 Honeysuckle			

(c) Colores Dobles.

Los colores dobles llevan dos códigos divididos por una raya, correspondiendo el primer código al color predominante, por ejemplo: 26/11 es Azul Pálido y Negro.

(d) Tejidos del Tapizado.

Unas letras de prefijo anadidas al código de color indican el tejido principal del tapizado.

Tel Cuero – Sin letra de prefijo, Cuero – Prefijo 'H', Pano – Prefijo 'C'.

(e) Registro.

La pintura y los colores y tejidos usados en el tapizado se registran en los espacios provistos en la Placa de Encargo.

COMM. NO			
PAINT	56	TRIM	13
●	GROSS LADEN WEIGHT	KILOS	●
MANUFACTURED BY			
THE TRIUMPH MOTOR CO LTD.			
COVENTRY ENGLAND			

KODIFICERING AV UTVANDIG LACKERING OCH INVANDIG KLADSEL

Nedanstaende kodificering anvandes till tackning av grundfargerna och deras fargnyanser.

(a) Grundfarger.

1. Svart	4. Gul	7. Purpur
2. Röd	5. Grön	8. Gra
3. Brun	6. Bla	9. Vit

(b) Nyanser

Till tackning av ovanstaende färger, användes ytterligare en siffra som ett prefix till ovanstaende nummer. Siffran börjar vid "1" och kodklassificeringen är enligt följande:

Grundfärger	Nyans 1	Nyans 2	Nyans 3	Nyans 4	Nyans 5
Svart	11 Black				
Röd	12 Matador Red	32 Signal	72 Pimento	82 Carmine	
Brun	23 Sienna	33 New Tan	83 Maple		
Gul	54 Saffron	64 Mimosa			
Grön	55 Laurel	75 BRG 1975			
Bla	26 Wedgwood	56 Royal	66 Valencia	96 Imperial	
Purpur	17 Damson	27 Shadow Blue			
Gra	68 Slate				
Vit	19 White	39 Honeysuckle			

(c) Tvafärgade.

Vid två färger visas två koder, atskilda med ett streck, med den förstnämnda koden representerande de övervägande färgerna t.ex. 26/11 anger Wedgwoodbla och svart.

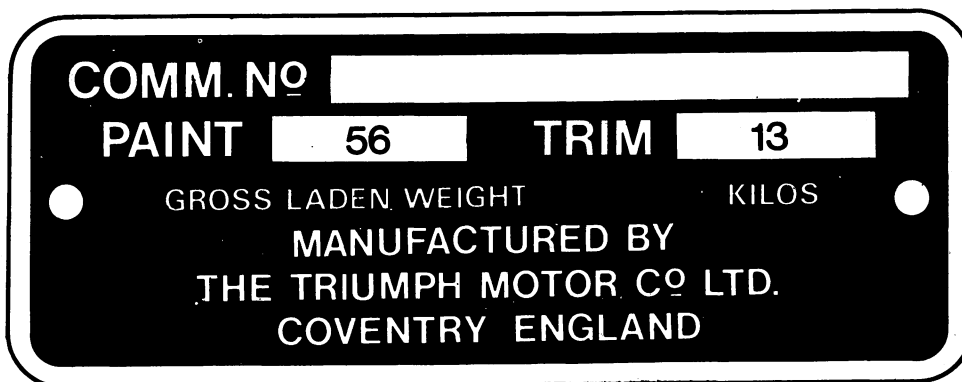
(d) Klädselmaterial.

Prefixbokstäver vid färgkoden indikerar övervägande klädselmaterial.

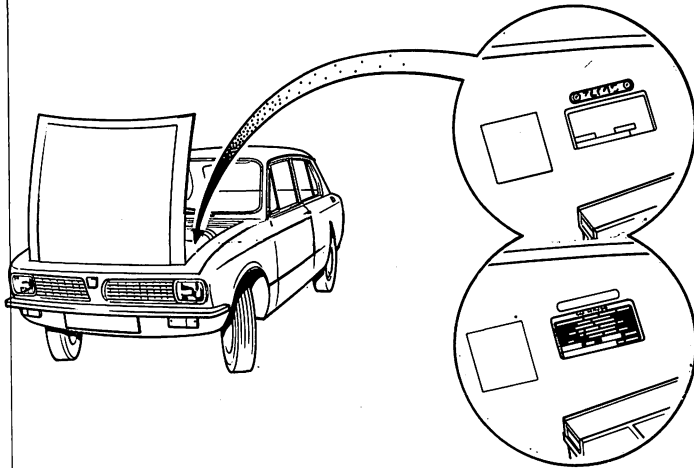
Lädermaterial – Ingen prefixbokstav, Läder – Prefixbokstav "H", Material – Prefixbokstav "C".

(e) Registrering.

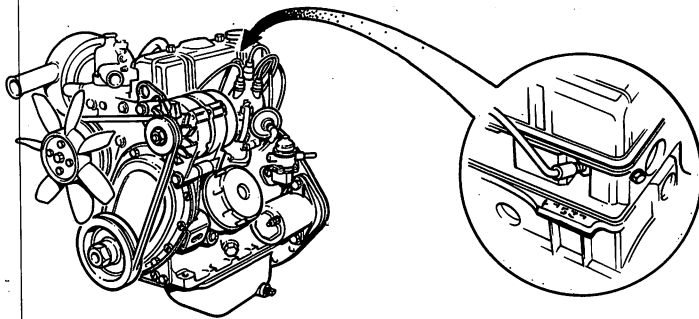
Färgen, inre klädselns färger och material, som använts, är registrerade i angivna rubriker på beställningsnummerplaten.



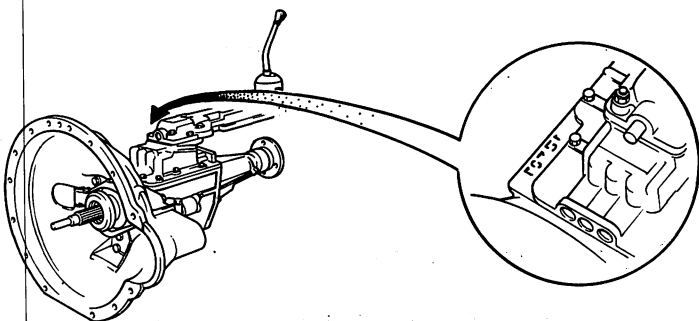
VEHICLE AND UNIT SERIAL COMMENCING NUMBERS. VOGNS OG AGGREGATS SERIENUMMER BEGYNDENDE MED NUMMER AANVANGS-SERIENUMMERS VÅN CHASSIS EN ONDERDELEN AUTON JA LAITTEEN ENSIMMAISET SARJANUMEROT SERIE VEHICULE ET ORGANE NUMEROS DE DEBUT SERIENANFANGSNUMMERN DER FAHRZEUGE UND EINHEITEN. NUMERI D'INIZIO SERIE VETTURE E GRUPPI NUMEROS PRINCÍPIANTES DE VEICULOS E DE UNIDADES NUMEROS INICIALES DE SERIE DE VEHICULO Y DE UNIDAD BORJAN AV VAGNENS OCH ENHETENS SERIENUMMER



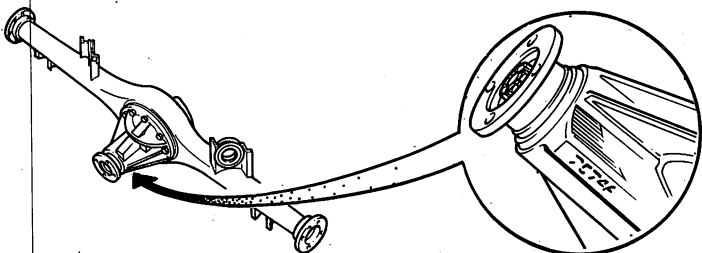
1300cc Engine - 2 Door R.H.S.
 1300cc Engine - 4 Door R.H.S.
 1500cc Engine (Single Carb.) - 2 Door L.H.S.
 1500cc Engine (Twin Carb.) - 4 Door L.H.S.
 1300cc Engine (Single Carb.) - 2 Door R.H.S.(1975)
 ADH20,001
 1300cc Engine (Single Carb.) - 4 Door R.H.S.(1975)
 ADF100,001
 Commencing at T1DH (Trimmed Body), 1DH
 (Body in White) for 2 door models and
 T5001DM (Trimmed Body), 5001DM (Body
 in White) for 4 door models
 T5001DM 4 door Painted and Trimmed (1975)
 T1DH 2 door Painted and Trimmed (1975)



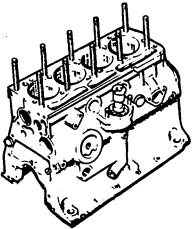
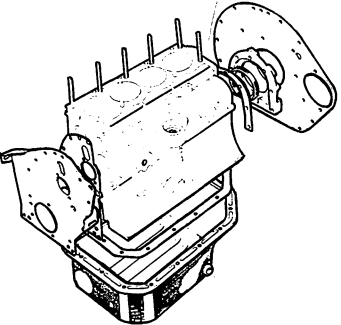
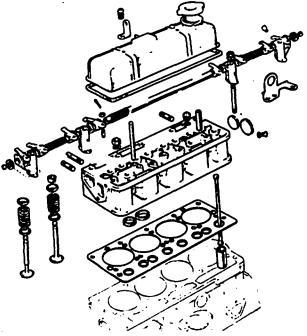

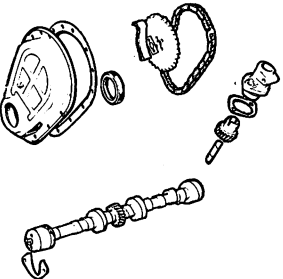

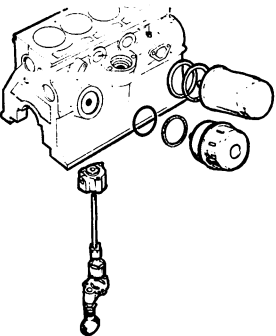
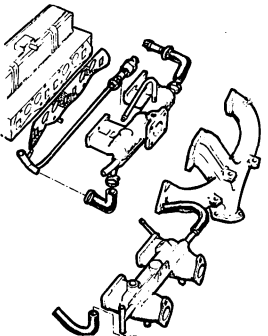

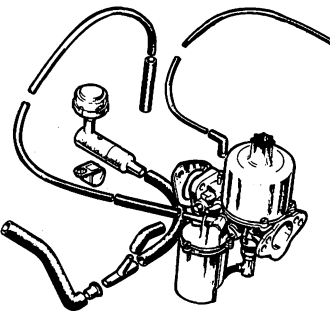
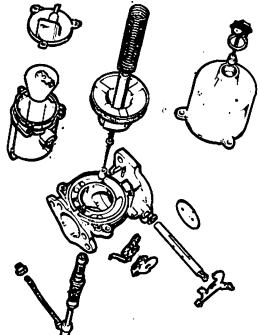
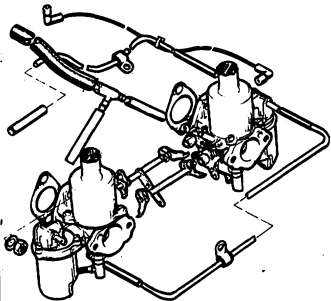
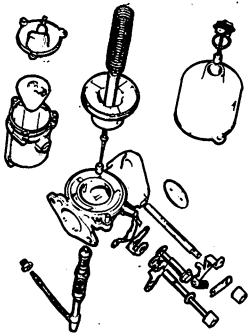

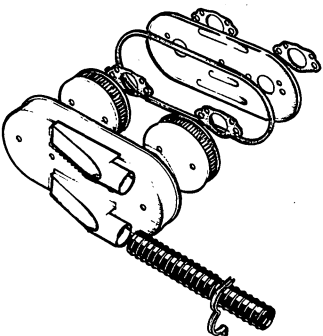
Commencing at DH.1E (1300cc);

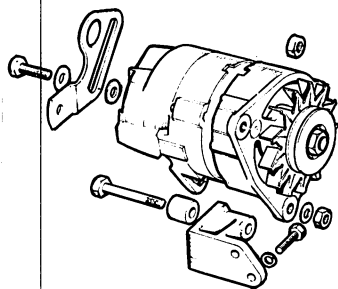


Commencing at DG1 (up to 1975 model)
 Commencing at DN.1 (Single Rail Gearbox 1975)




Commencing at DG.1 (Manual Adjusting Rear Brakes) and DM.1 (Self-Adjusting Rear Brakes)

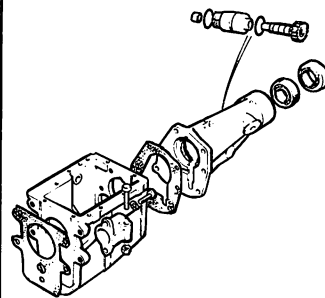
	<p>24-02 24-17</p> 	<p>24-04 24-19</p>  <p>24-05 24-21</p>
	<p>24-06 24-23</p> 	<p>24-07 24-26</p>  <p>24-08 24-28</p>
	<p>24-09 24-29</p> 	<p>24-10 24-30 24-31 24-32</p>  <p>24-11</p>
	<p>24-34</p> 	<p>24-35 24-37</p>  <p>24-40</p>
	<p>24-41 24-42</p> 	<p>24-14 24-38</p>  <p>24-43 24-44</p>



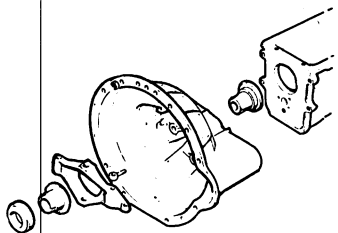
24-45



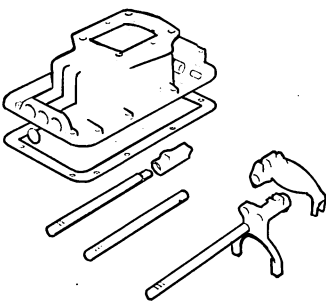
24-48
24-49



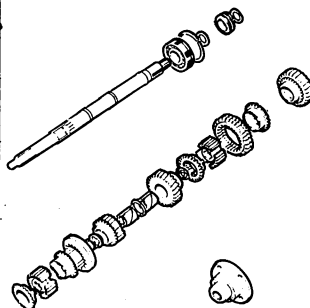
25-50



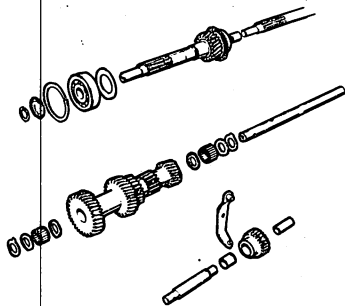
24-51



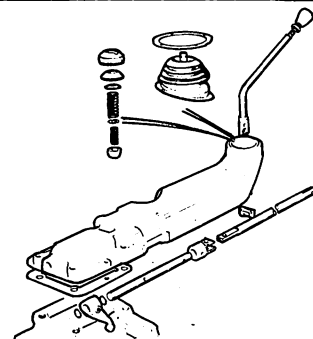
24-52



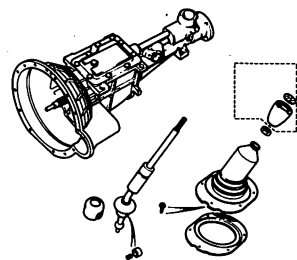
24-53



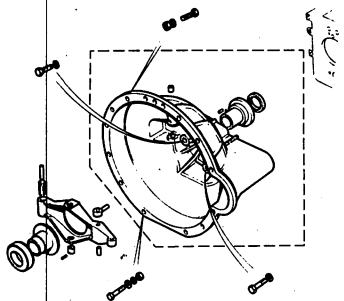
24-54



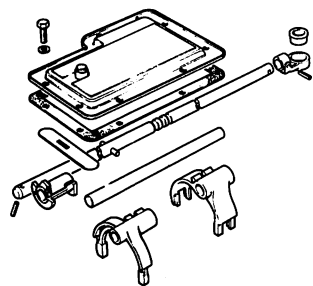
24-55



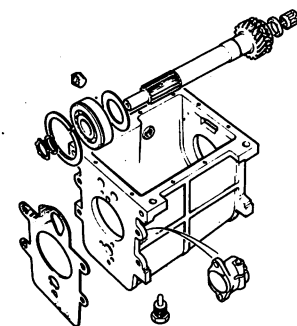
24-56



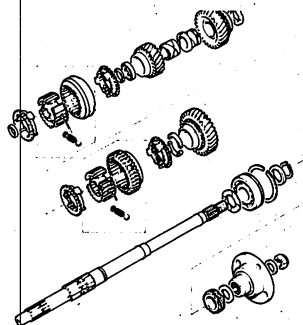
24-57



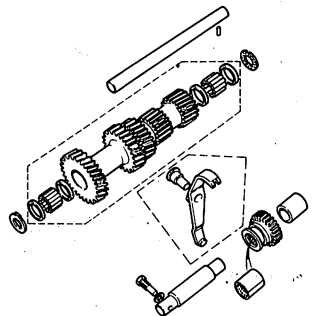
24-58



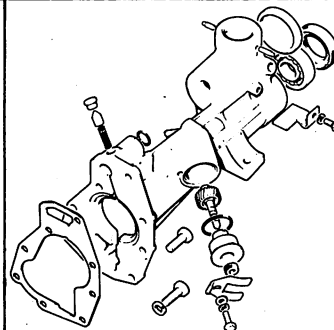
24-59



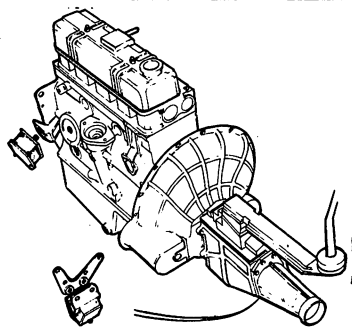
24-60



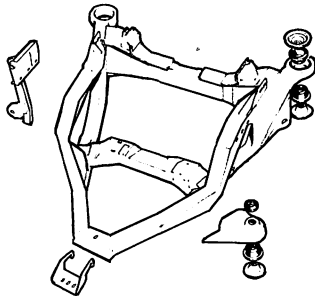
24-61



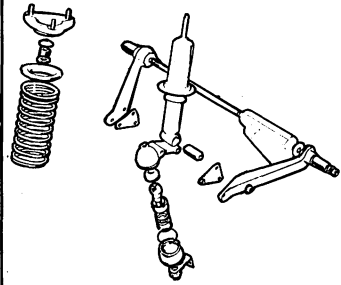
24-62



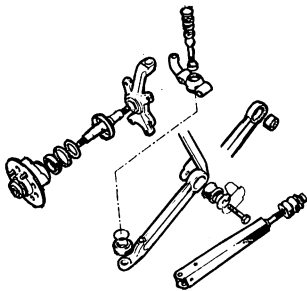
24-63



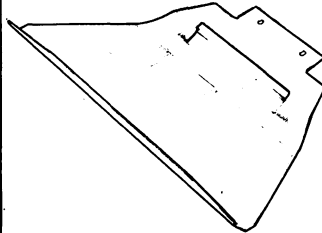
24-64
24-65



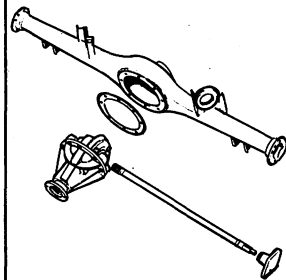
24-67



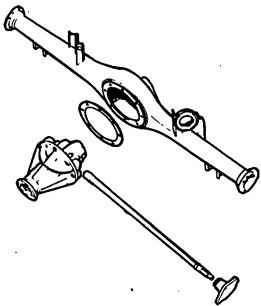
24-68




24-69



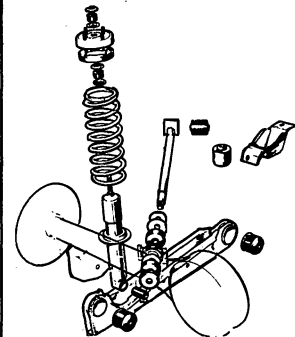
24-70
24-71



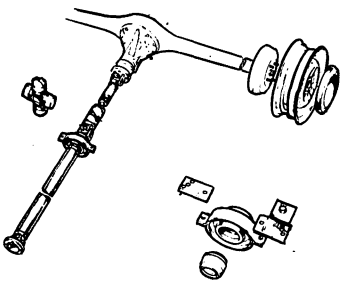
24-72
24-73



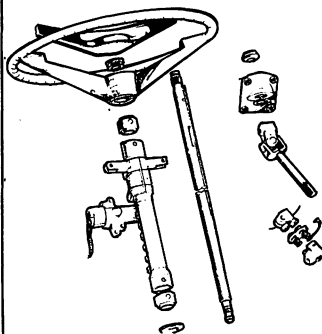
24-74
24-75



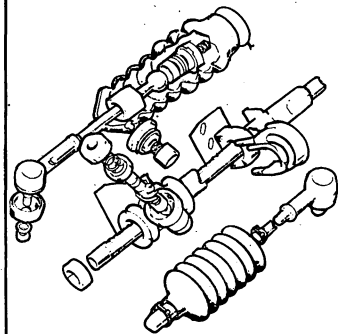
24-76



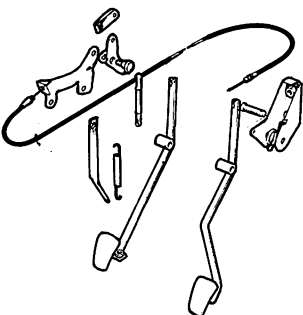
24-77



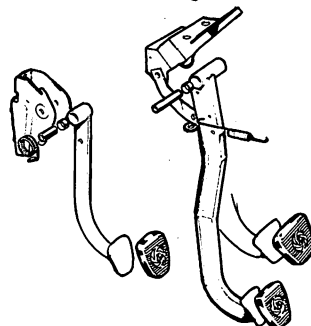
24-78
24-79



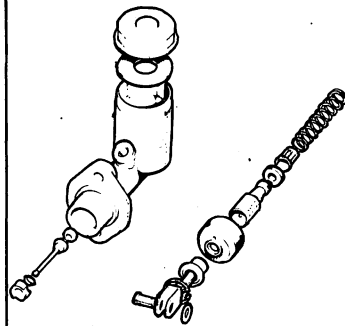
24-80



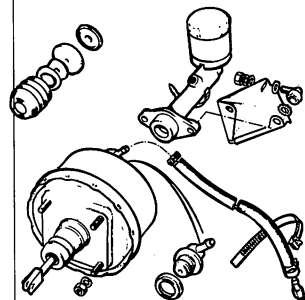
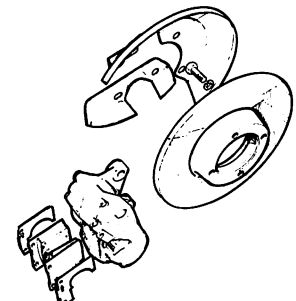
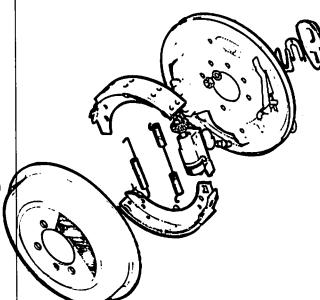
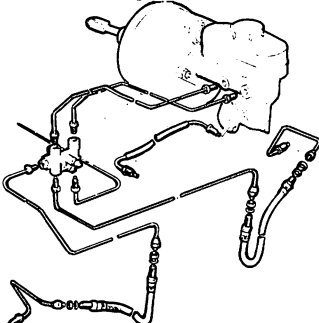
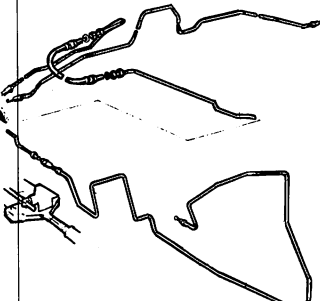
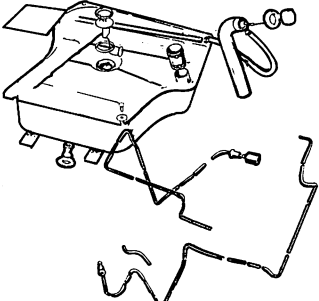
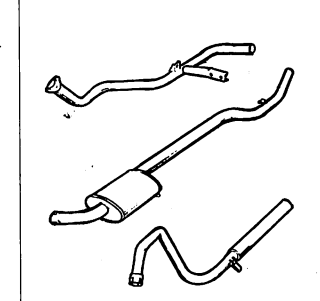
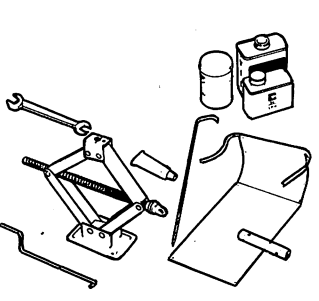


24-81

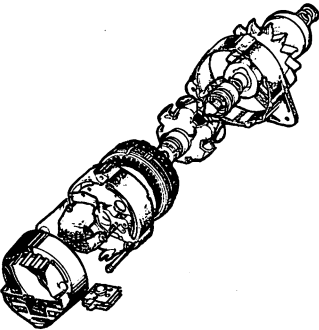
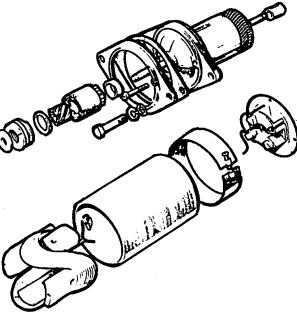
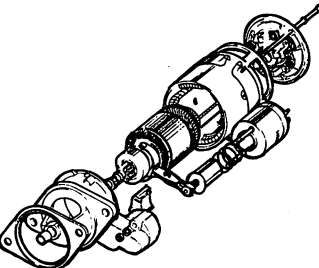
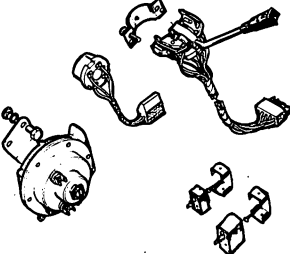

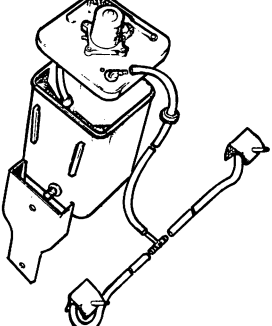
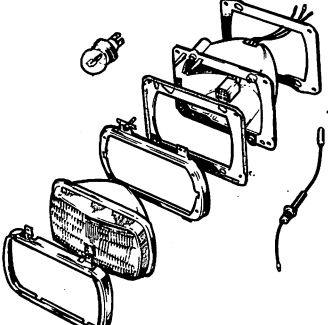

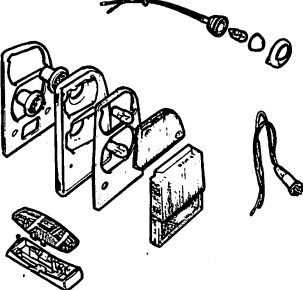
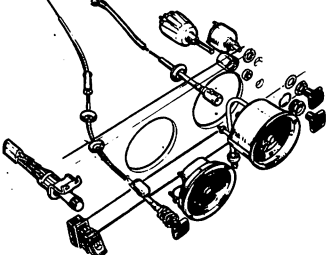
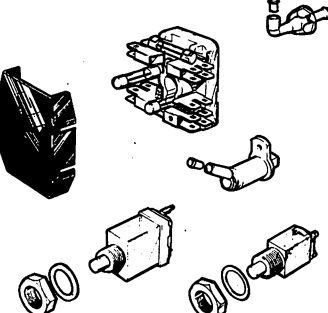

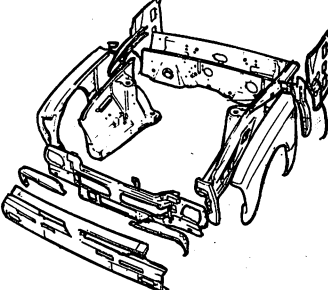


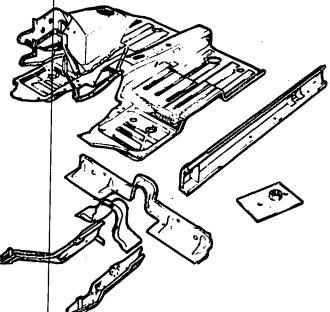
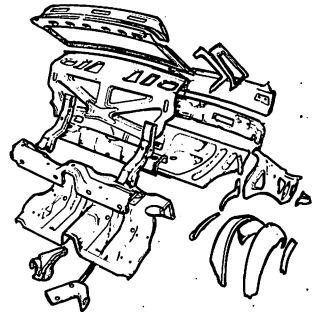
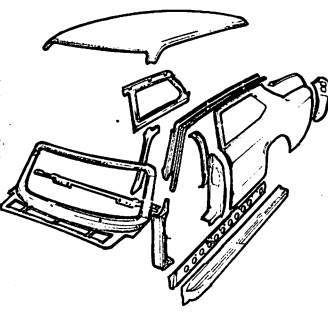
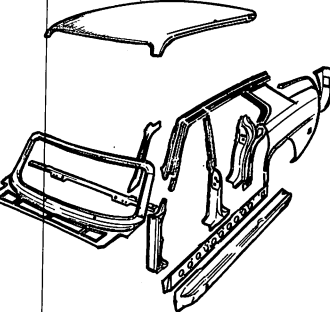
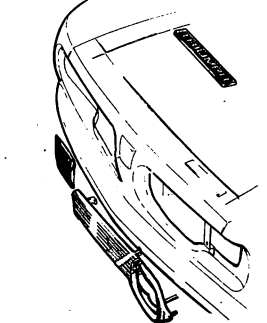
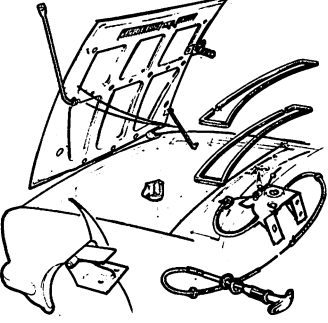
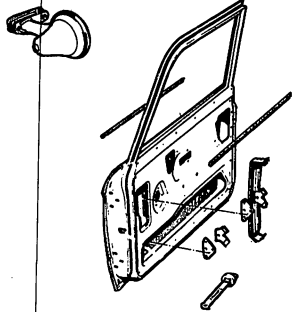

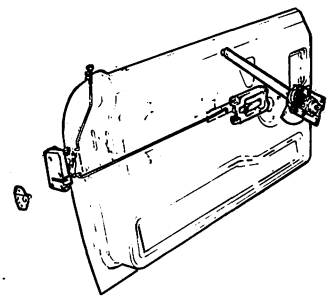
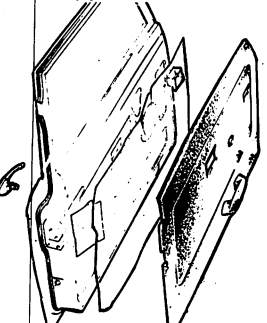
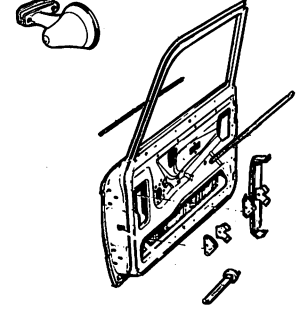
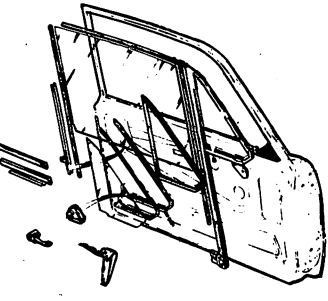
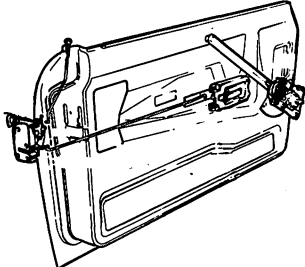
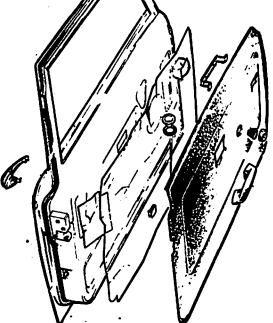
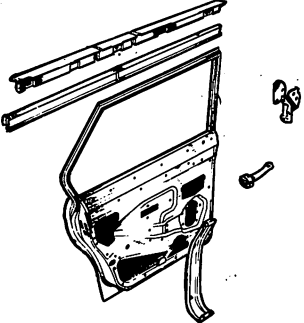
24-82
24-84

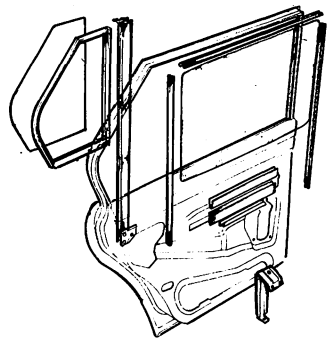


25-01
25-03

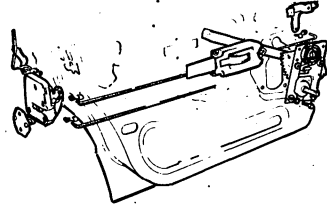
	<p>25-06 25-07</p>		<p>25-08</p> <p>25-09</p>
	<p>25-10 25-11</p>		<p>25-12 25-13</p> <p>25-14</p>
	<p>25-15</p>		<p>25-16</p> <p>25-17</p>
	<p>25-18 25-19</p>		<p>25-20 25-21</p> <p>25-22</p>
	<p>25-23</p>		<p>25-24 25-25</p> <p>25-26 25-27</p>

 <p>25-28</p>	 <p>25-29</p>	 <p>25-31</p>
 <p>25-32</p>	 <p>25-33 25-34</p>	 <p>25-35 25-36 25-37</p>
 <p>25-38</p>	 <p>25-39 25-40</p>	 <p>25-41</p>
 <p>25-42</p>	 <p>25-43</p>	 <p>25-44</p>
<p>Electrical Equipment Wiring Harness</p> <p>25-45</p>	<p>Body and Fittings Body Assy & Shells</p> <p>25-46</p>	 <p>25-47</p>

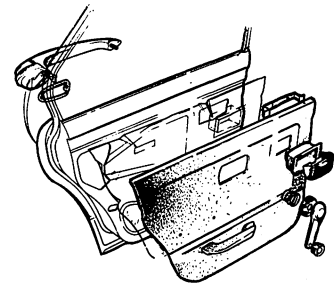
 <p>25-48</p>	 <p>25-49</p>	 <p>25-50</p>
 <p>25-51</p>	 <p>25-52</p>	 <p>25-53</p>
 <p>25-54</p>	 <p>25-55</p>	 <p>25-56</p>
 <p>25-57</p>	 <p>25-58</p>	 <p>25-59</p>
 <p>25-60</p>	 <p>25-61</p>	 <p>25-62</p>



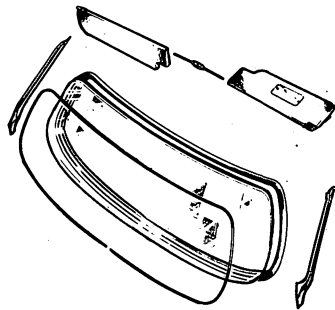
25-63



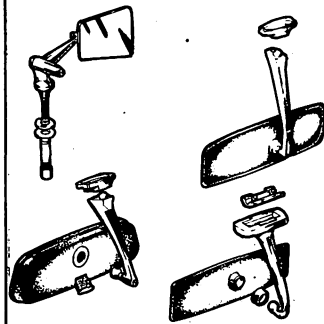
25-64



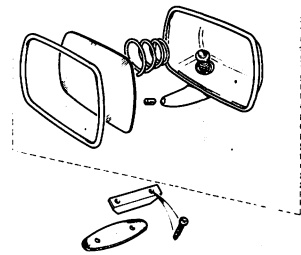
25-65



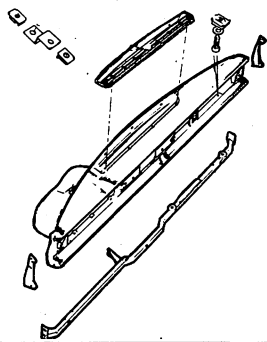
25-66



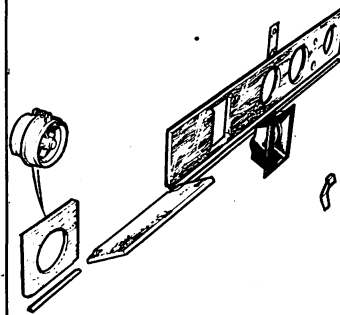
25-67




25-68



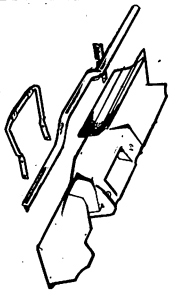
25-69



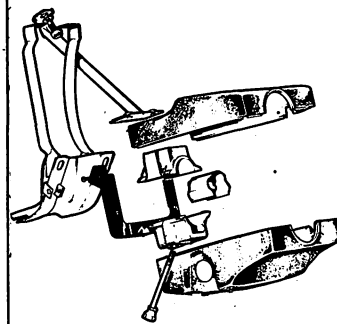
25-70



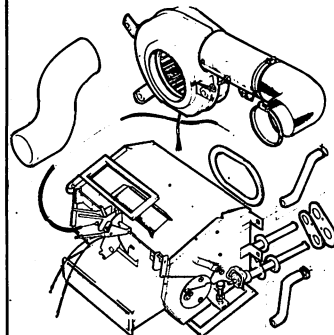
25-71



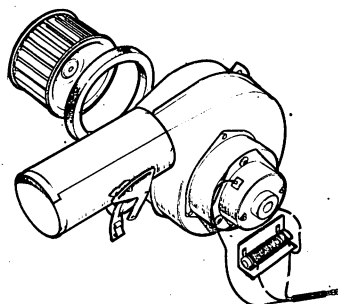
25-72



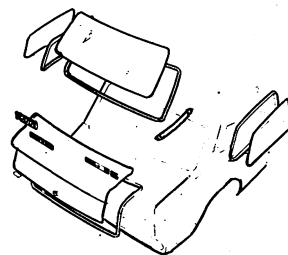
25-73



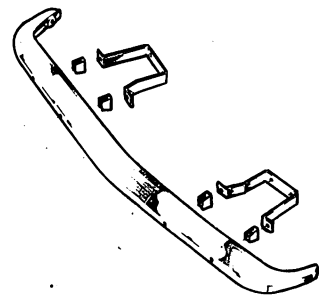
25-74



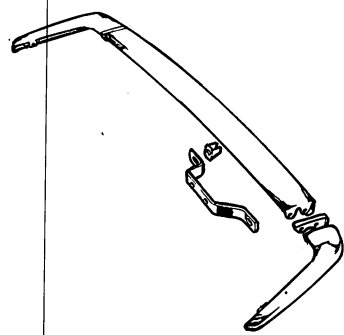
25-75




25-76




25-77




25-78



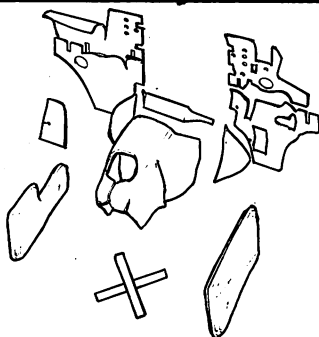
25-79



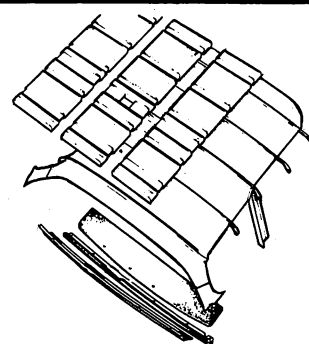
25-80



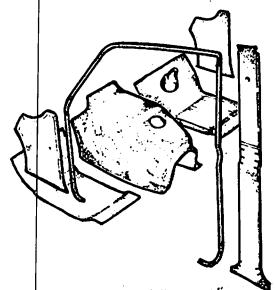
25-81



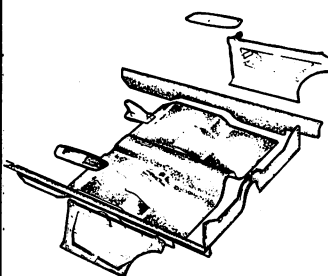
25-82




25-83




25-84



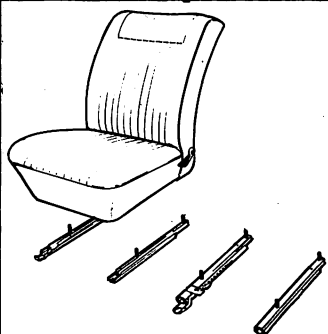
26-01




26-02



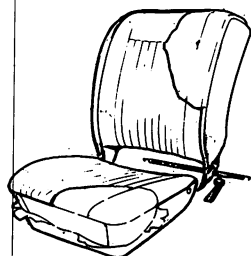
26-03



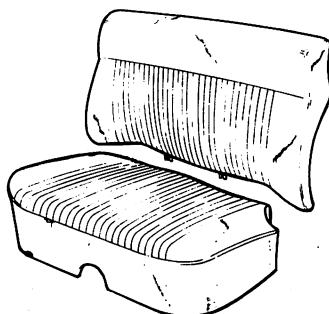
26-04
26-07



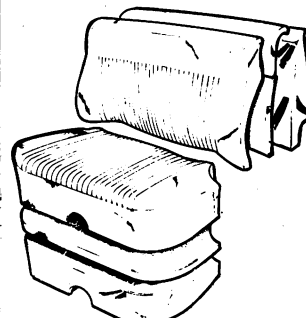
26-05
26-08
26-11



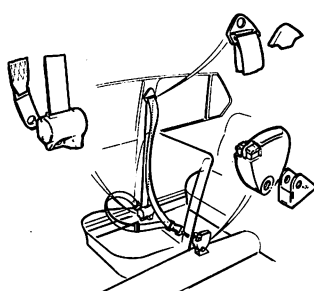

26-06
26-09
26-12



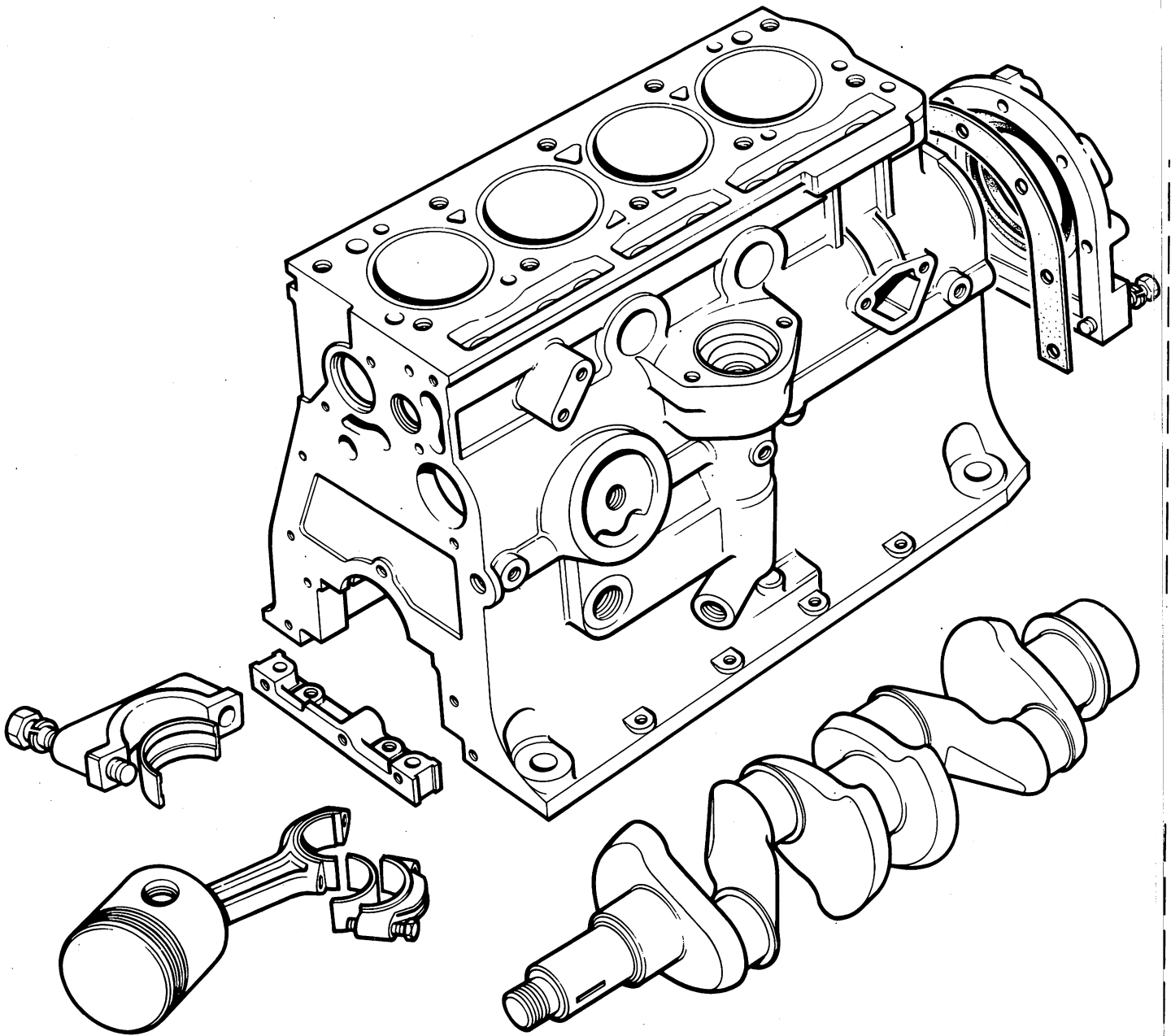
26-13
26-17



26-14
26-18

 <p>26-19 26-22 26-24</p>	<p>Miscellaneous Body Fittings</p> <p>26-25 26-27</p>	 <p>26-26</p>

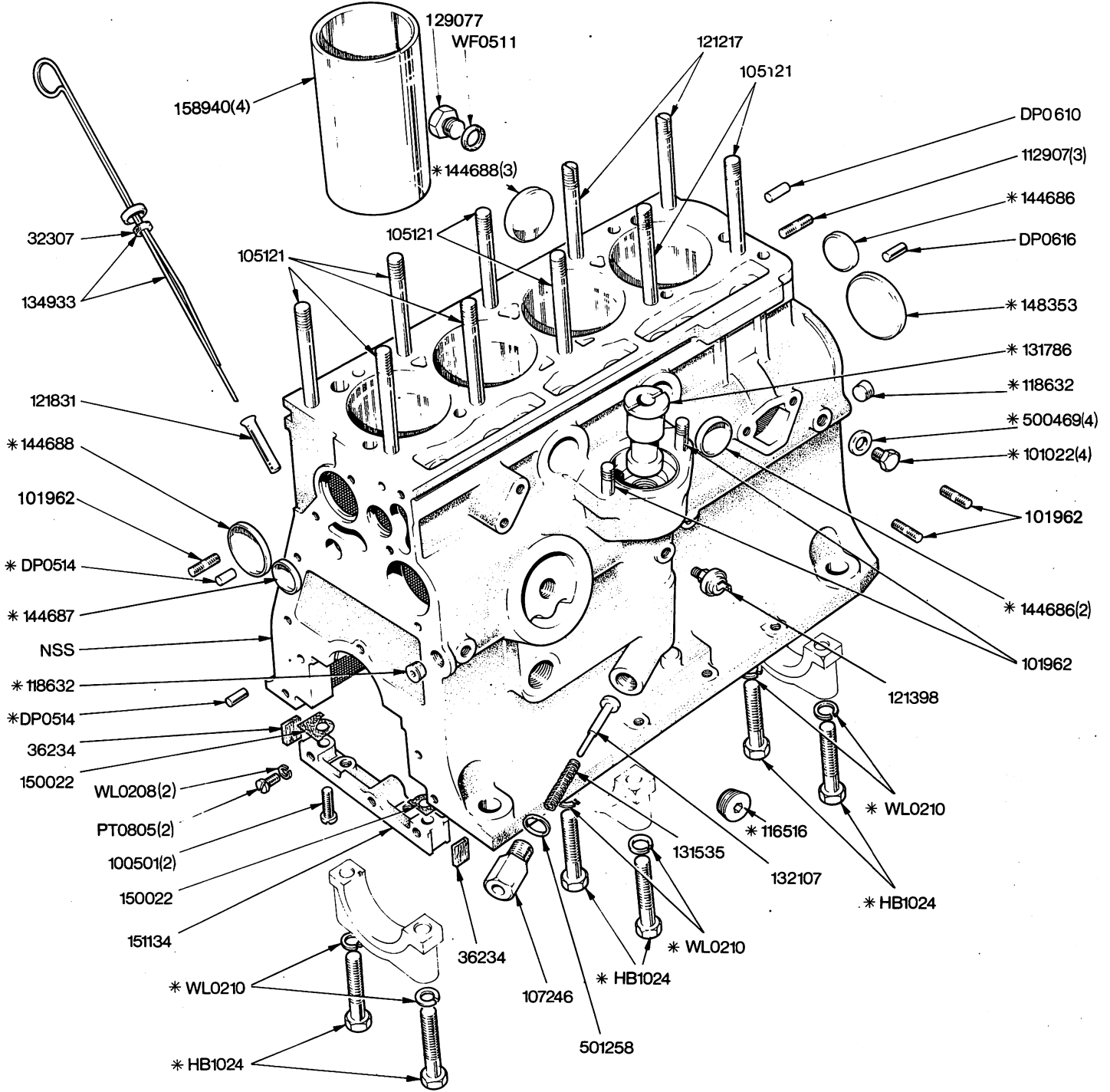
1300cc Engine - Short Engine



UKC0565



1300cc ENGINE—Cylinder Block and Liner



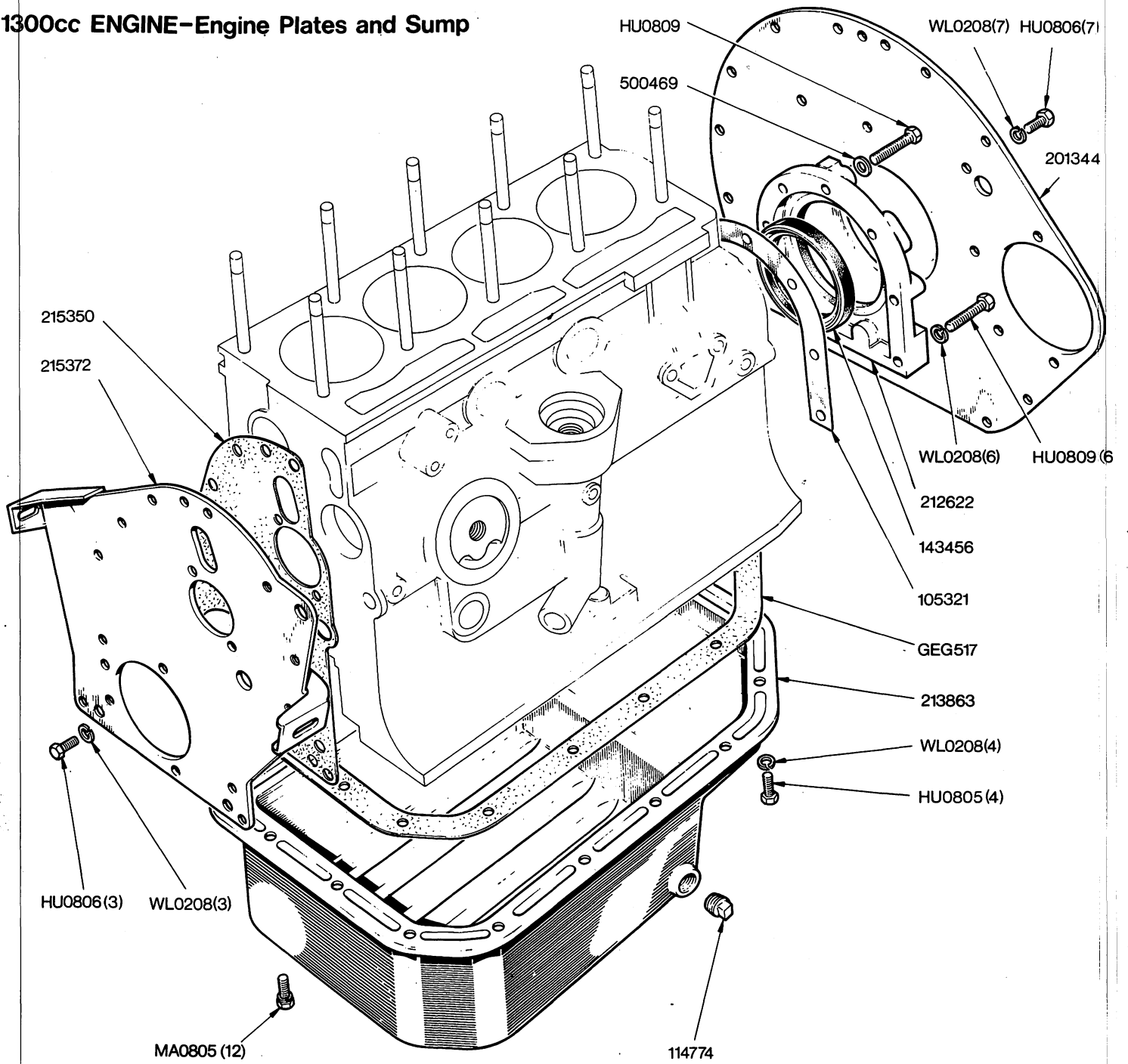
NOTE

Use Decarbonising Gasket Set in conjunction with Conversion Gasket Set for complete engine strip
 UKC 0565 Short Engine Unit (Comprising Cylinder Block, Crankshaft, Pistons, Conn Rods and Bearings) 1 off

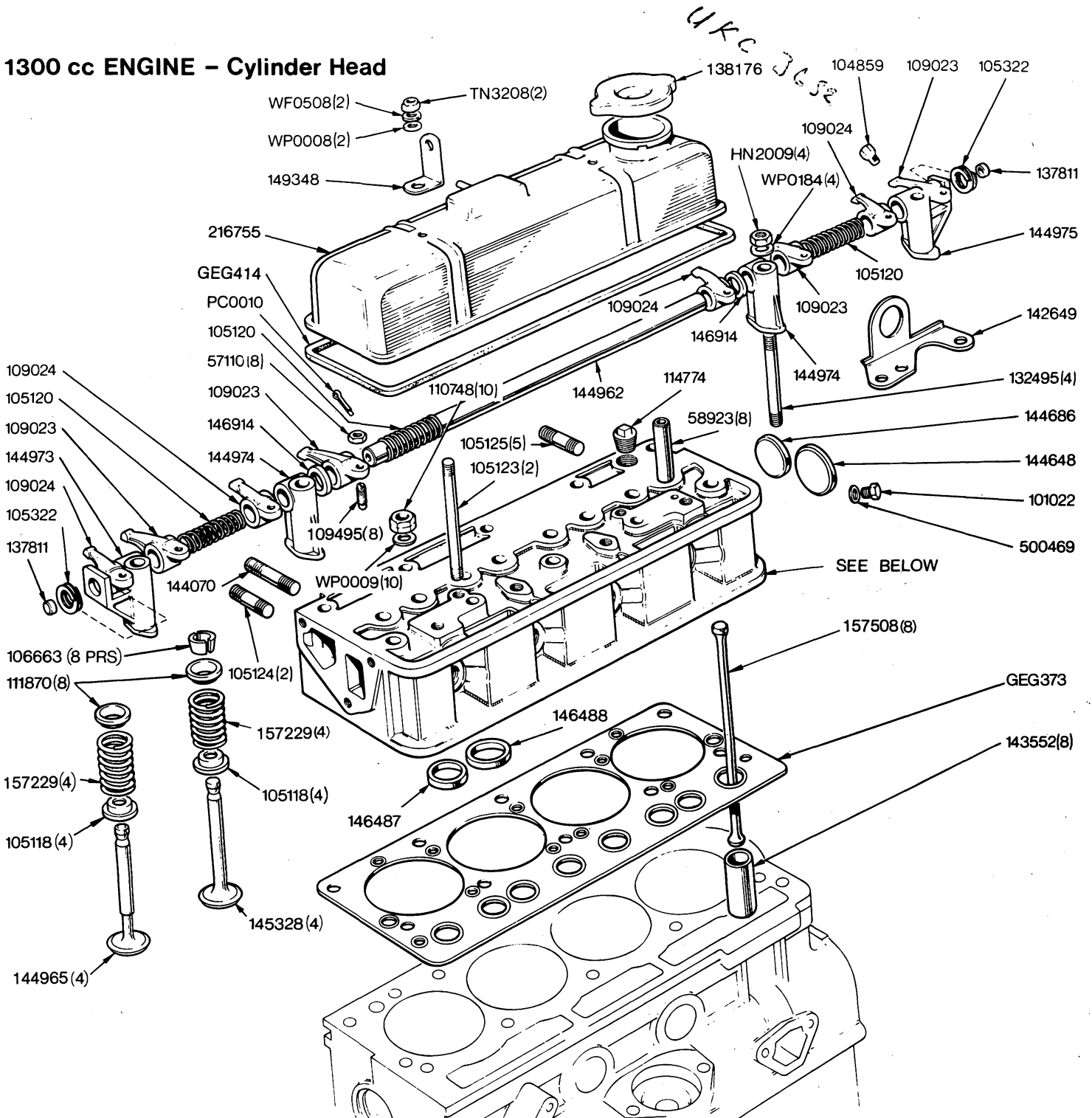
(Comprising items marked thus *)

GEG1142	Decarbonising Gasket Set	1 off
519215	Conversion Gasket Set	1 off

1300cc ENGINE-Engine Plates and Sump



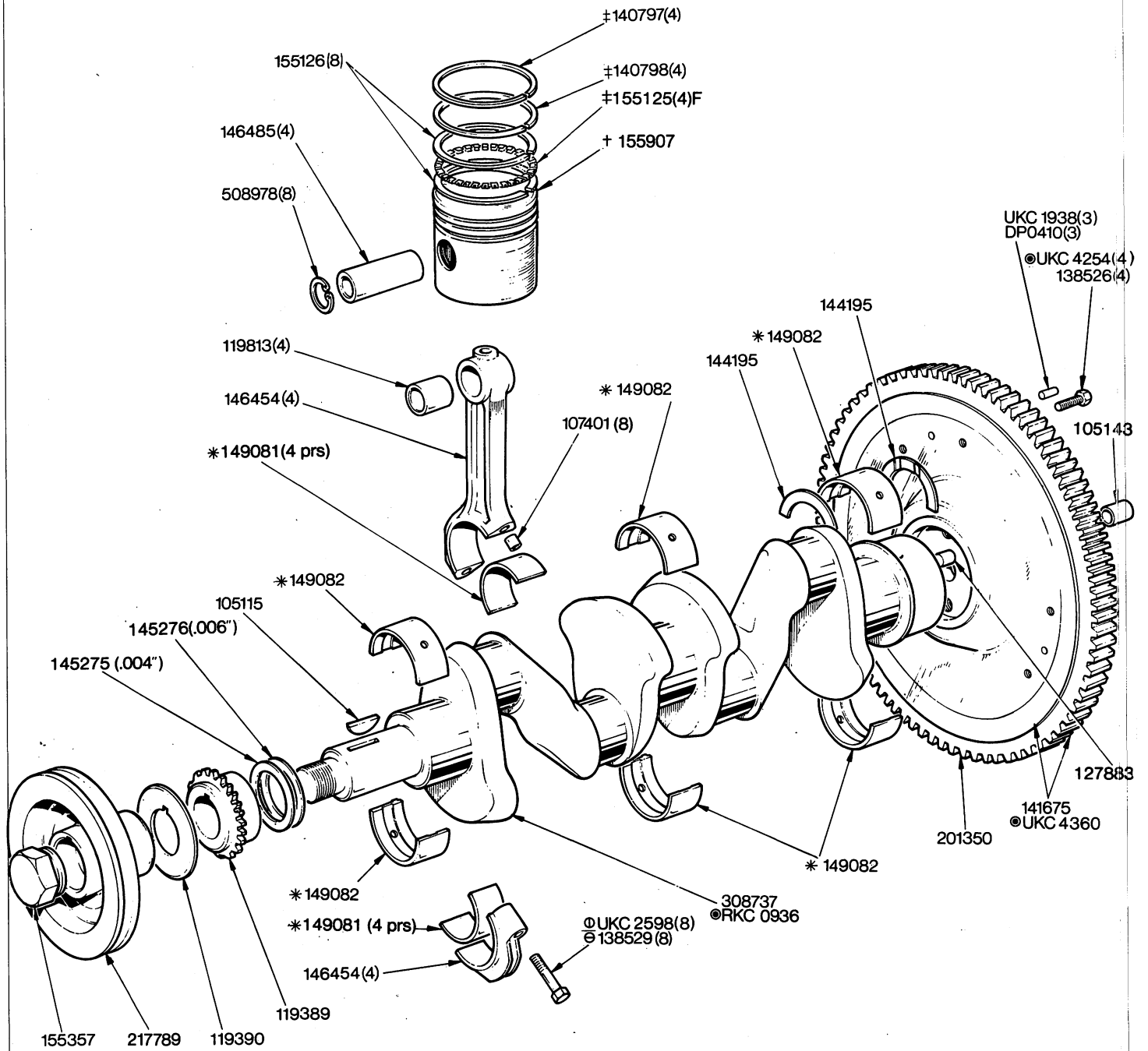
1300 cc ENGINE - Cylinder Head



NOTE			
520704	Cylinder Head Assembly-8.5:1 ratio (Complete with valves, springs less studs)	1 off up to Commission No.	UKC1427 Fitted from Commission No.
218141	Cylinder Head Assembly-8.5:1 ratio (Less valves, springs and studs)	1 off	
501651	Jointing Compound (Cylinder Head to Cylinder Block)	A/R	
520705	Cylinder Head Assembly-7.5:1 ratio (Complete with valves, springs less studs)	1 off up to Commission No.	UKC1429 Fitted from Commission No.
218143	Cylinder Head Assembly-7.5:1 ratio (Less valves, springs and studs)	1 off	

TOLEDO 1300 cc (1973) 24-05 B2709/2

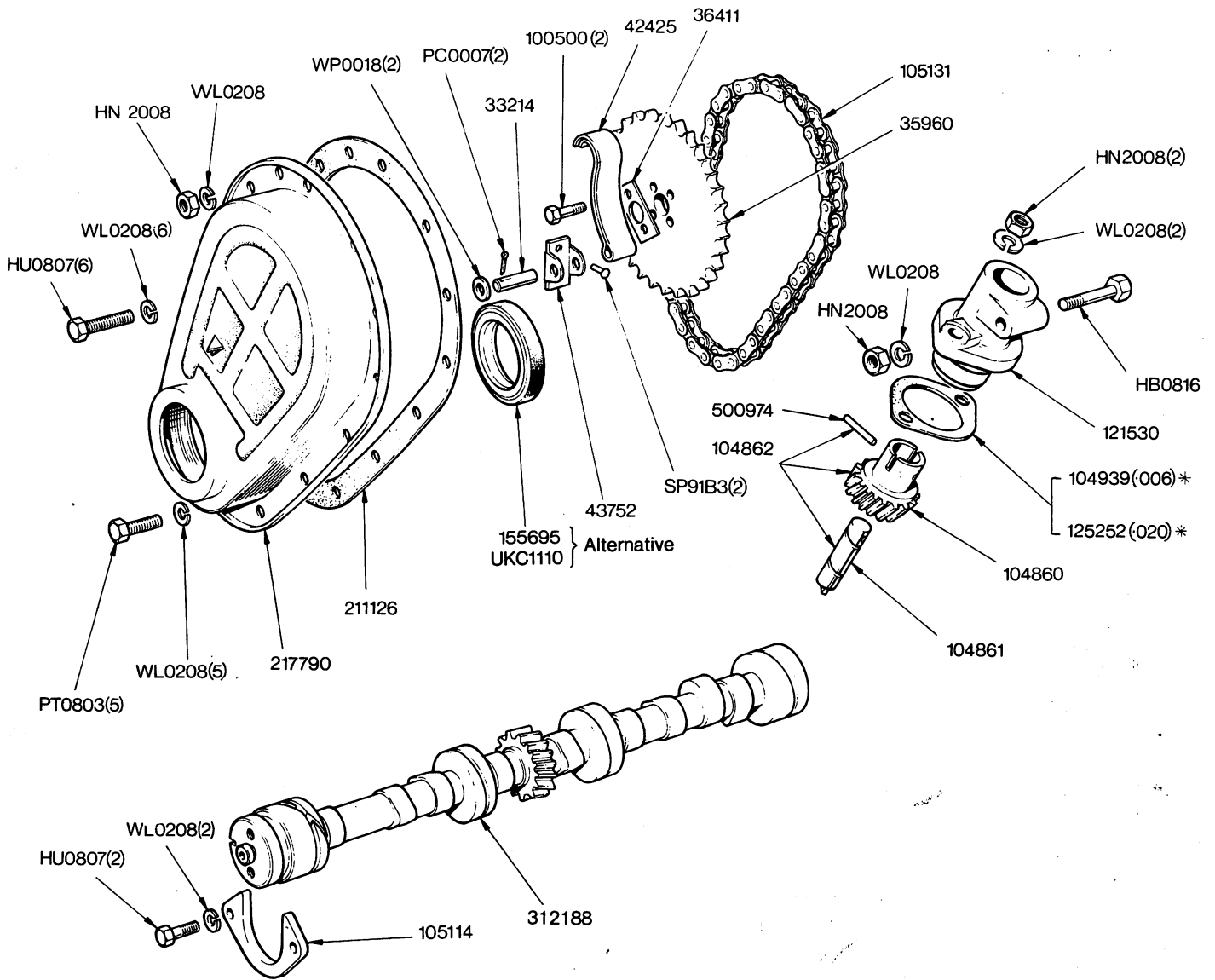
1300cc ENGINE—Crankshaft, Piston, Conn. Rod and Flywheel.



NOTE

- *Main bearings and Big End Bearings are obtainable in the following undersizes: -.010", -.020", -.030"
- † Pistons are obtainable in the following oversize: +.020"
- ‡ Piston Rings are obtainable in the following oversizes: +.010", +.020", +.030"
- Please quote Part No. and size required.
- ⊙ Fitted from Engine No. DH49083
- ⊖ Fitted up to Engine No.
- ⊙ Fitted from Engine No.

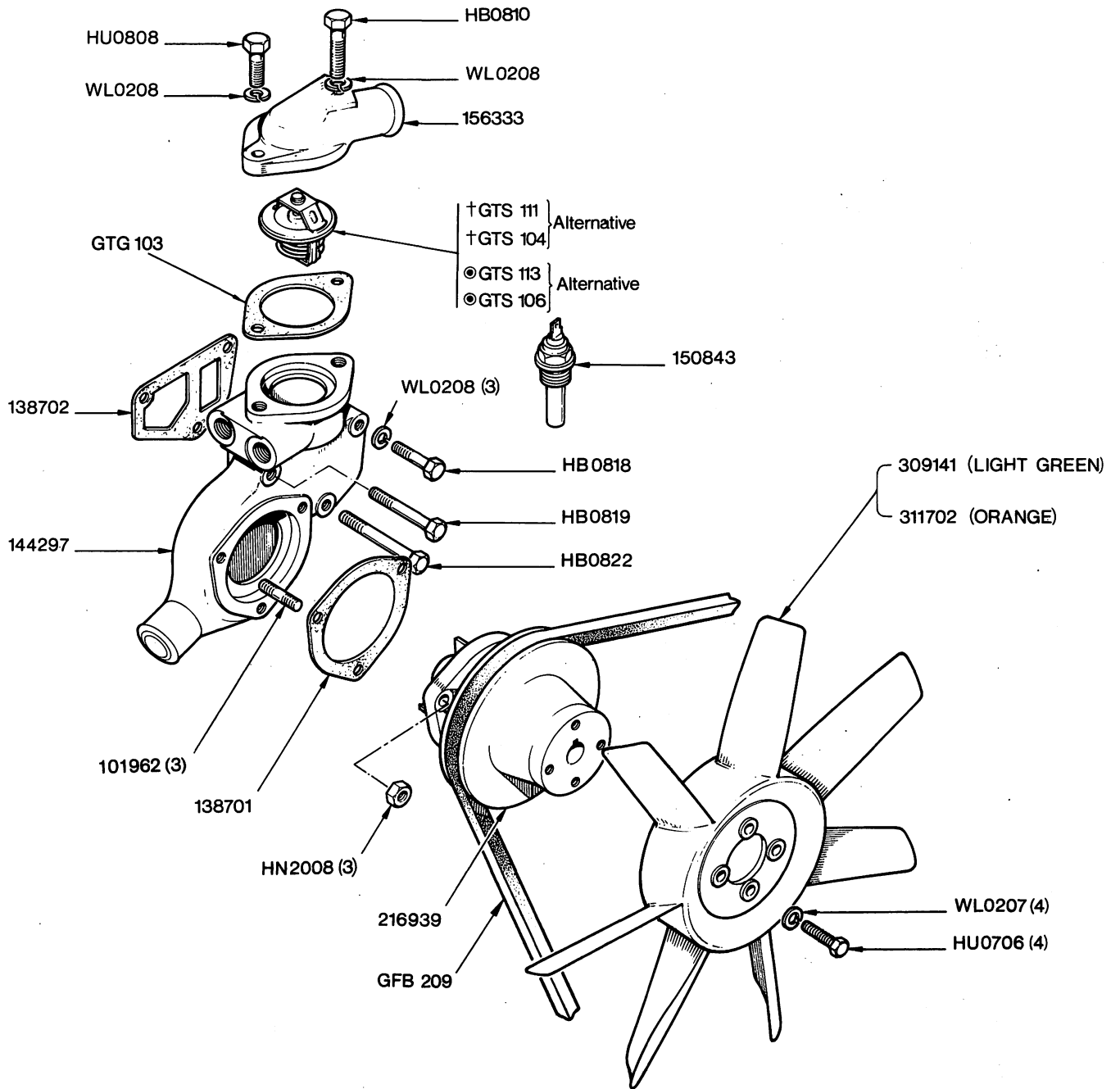
1300cc ENGINE—Camshaft, Timing Details, Distributor Pedestal



NOTE
 Items marked thus * are alternative fitment and are used as required

TOLEDO 1300cc (1973) 24-07 B2711/2

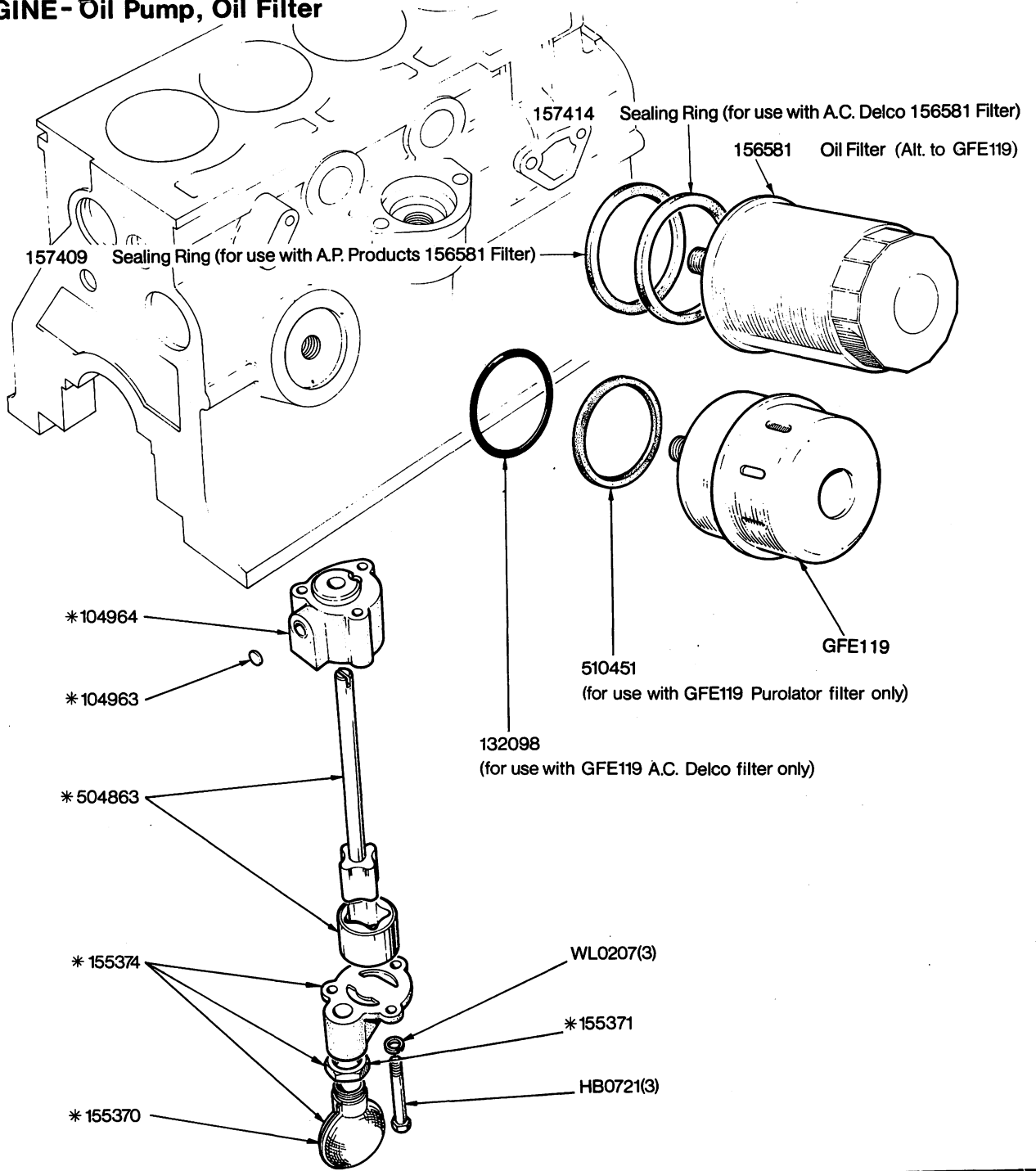
1300cc ENGINE - Water Pump, Fan



NOTE

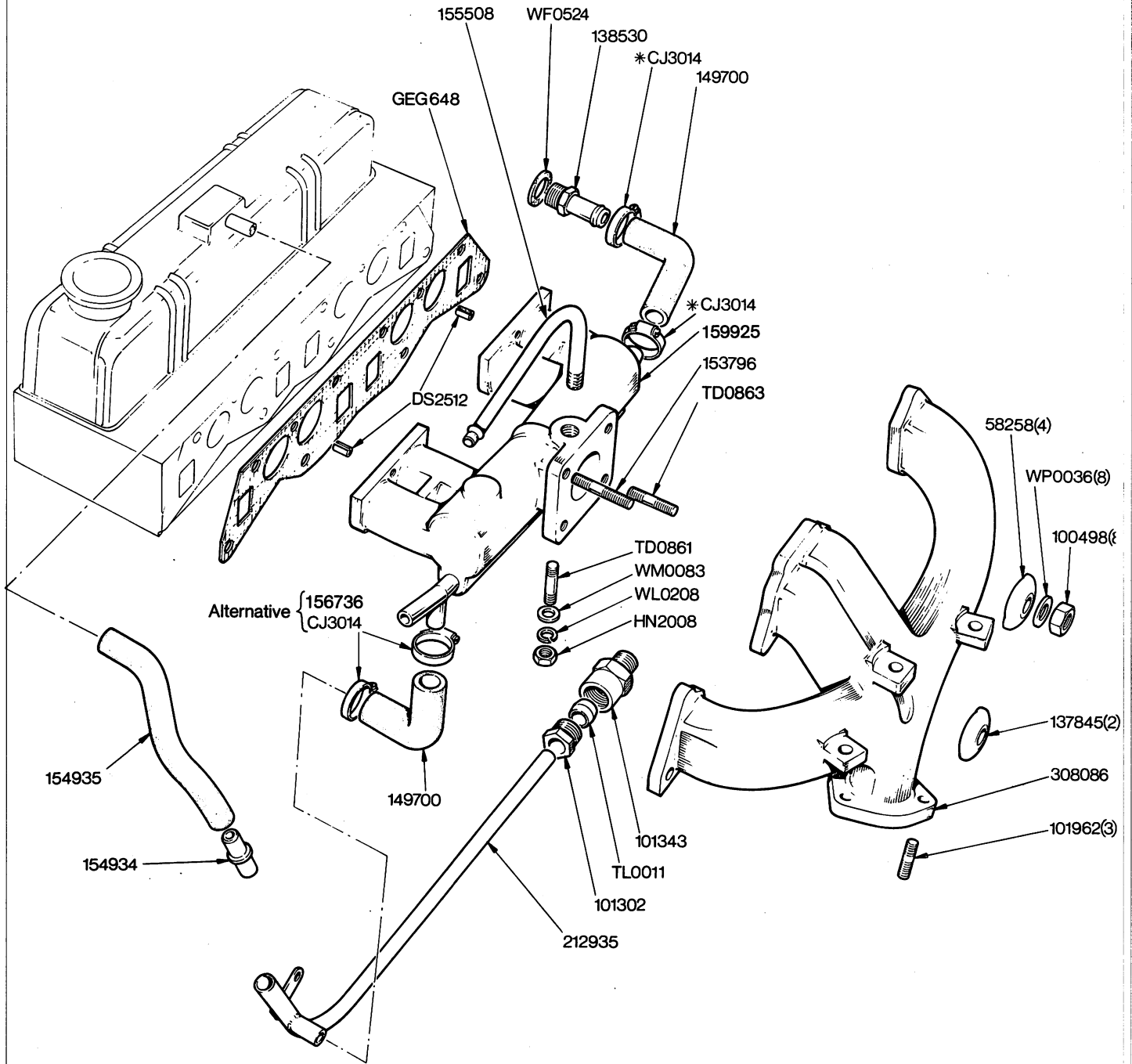
- † Normal type Engines
- ⊙ Special winter condition and Swedish type Engines

1300cc ENGINE - Oil Pump, Oil Filter

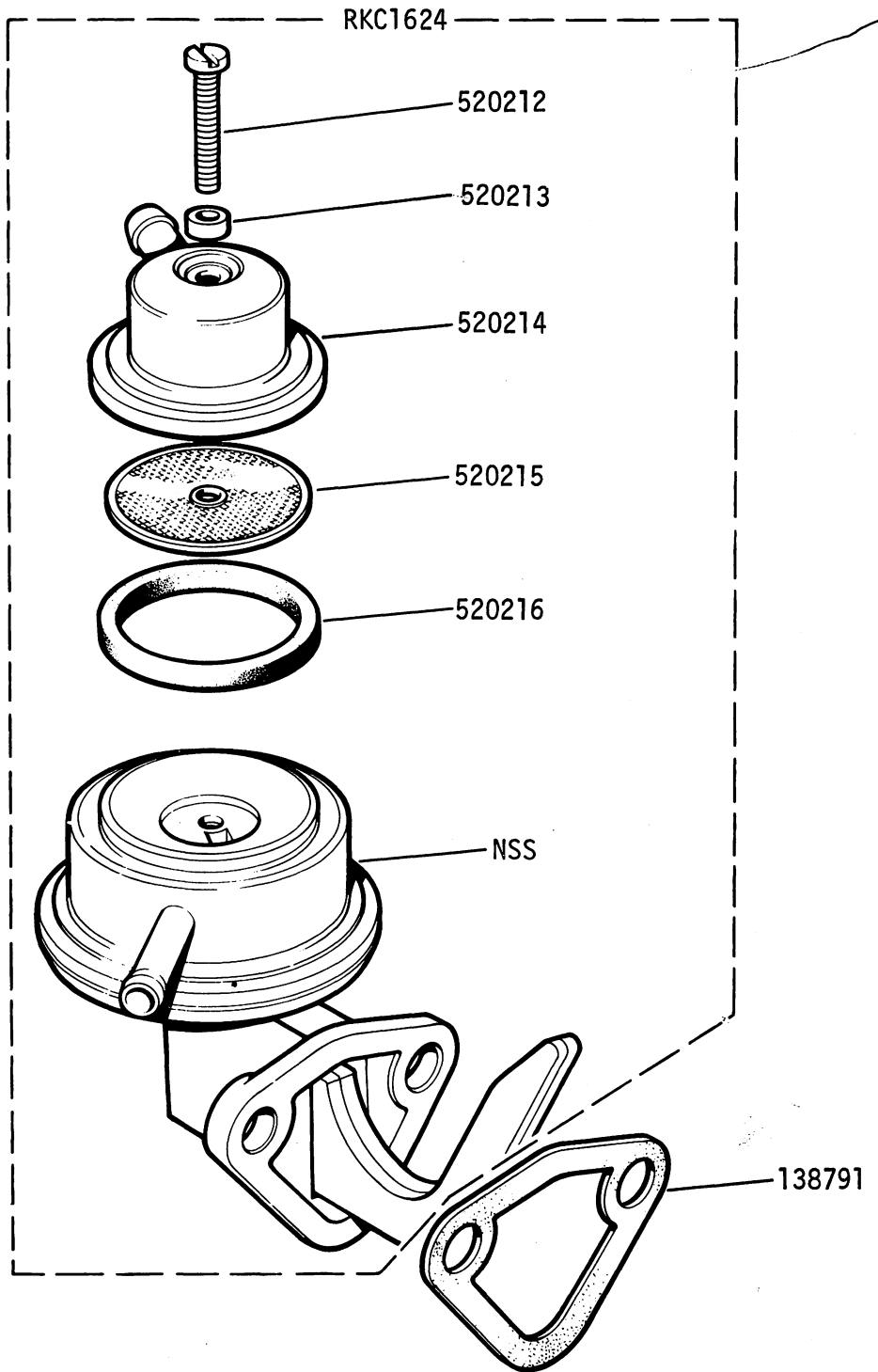
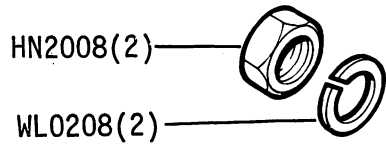
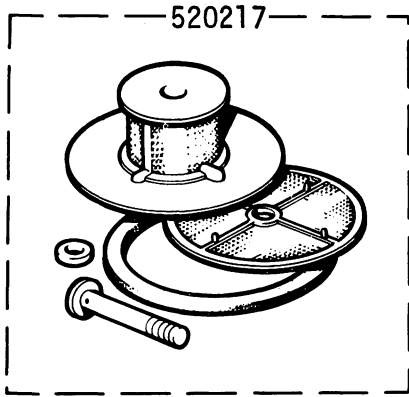


217058 Oil Pump Assembly 1 off
Comprising items marked*

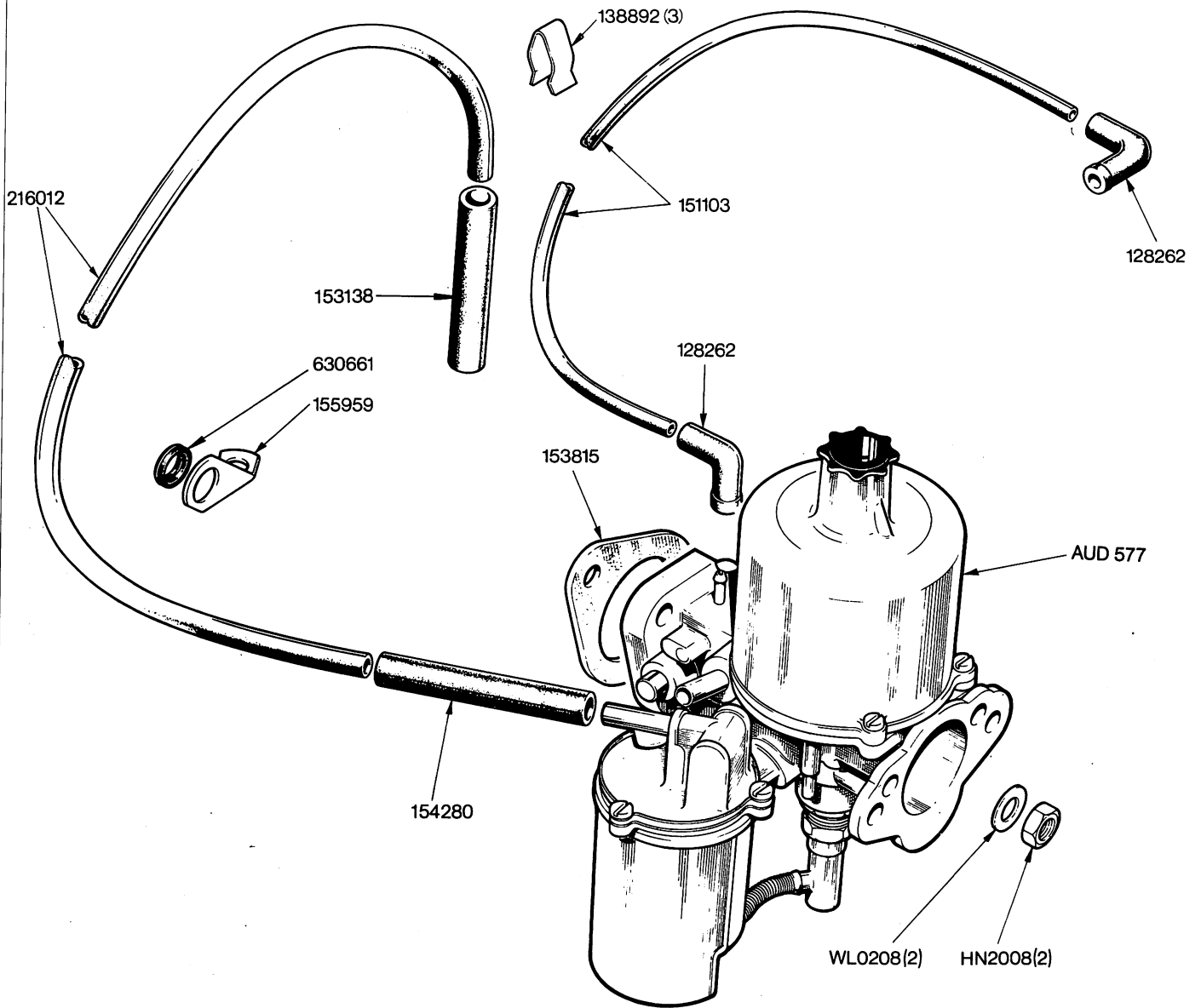
1300cc ENGINE - Manifolds and Pipes



ENGINE - Petrol Pump

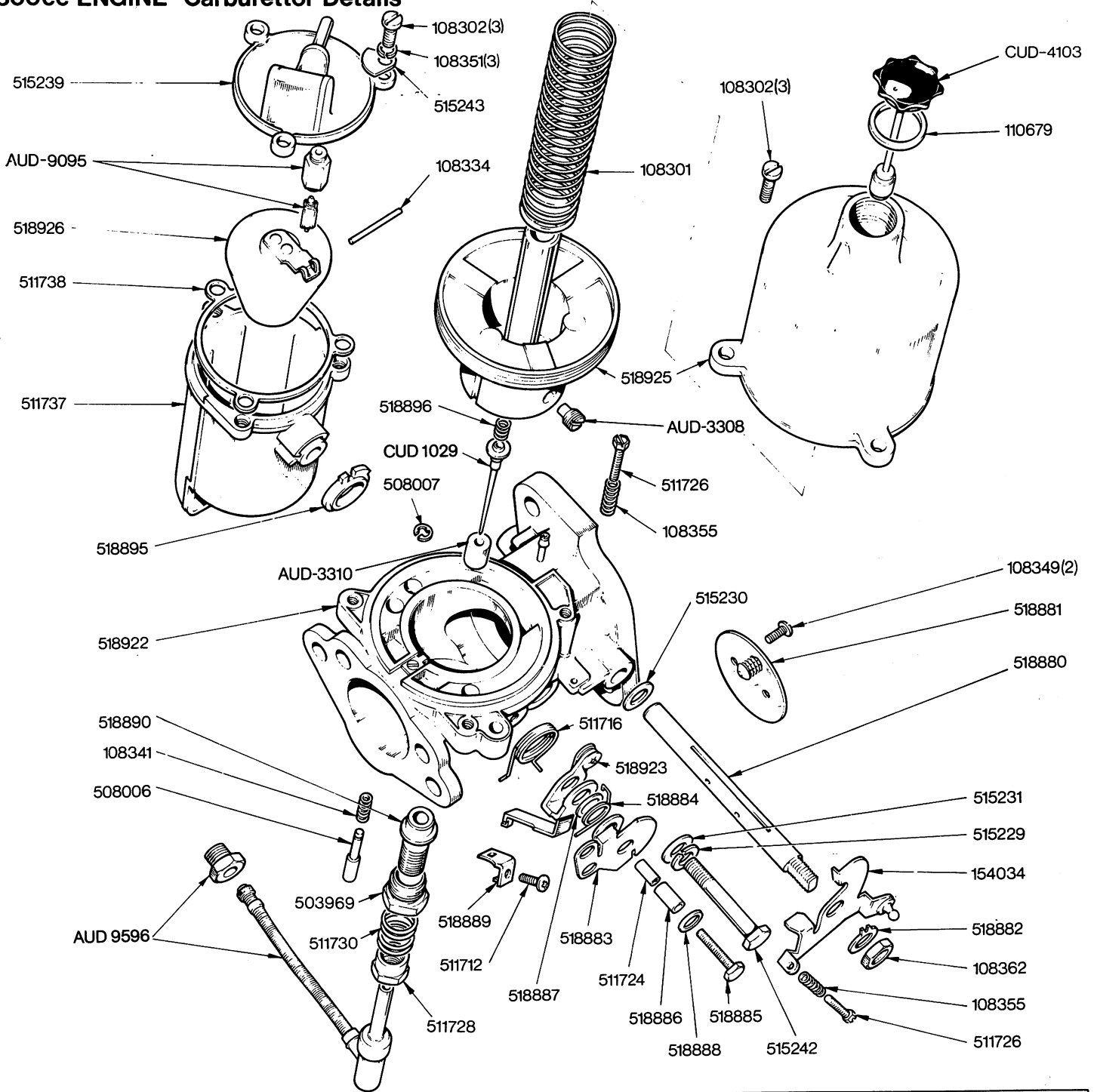


1300cc ENGINE - Carburettor Assembly, Suction Pipes

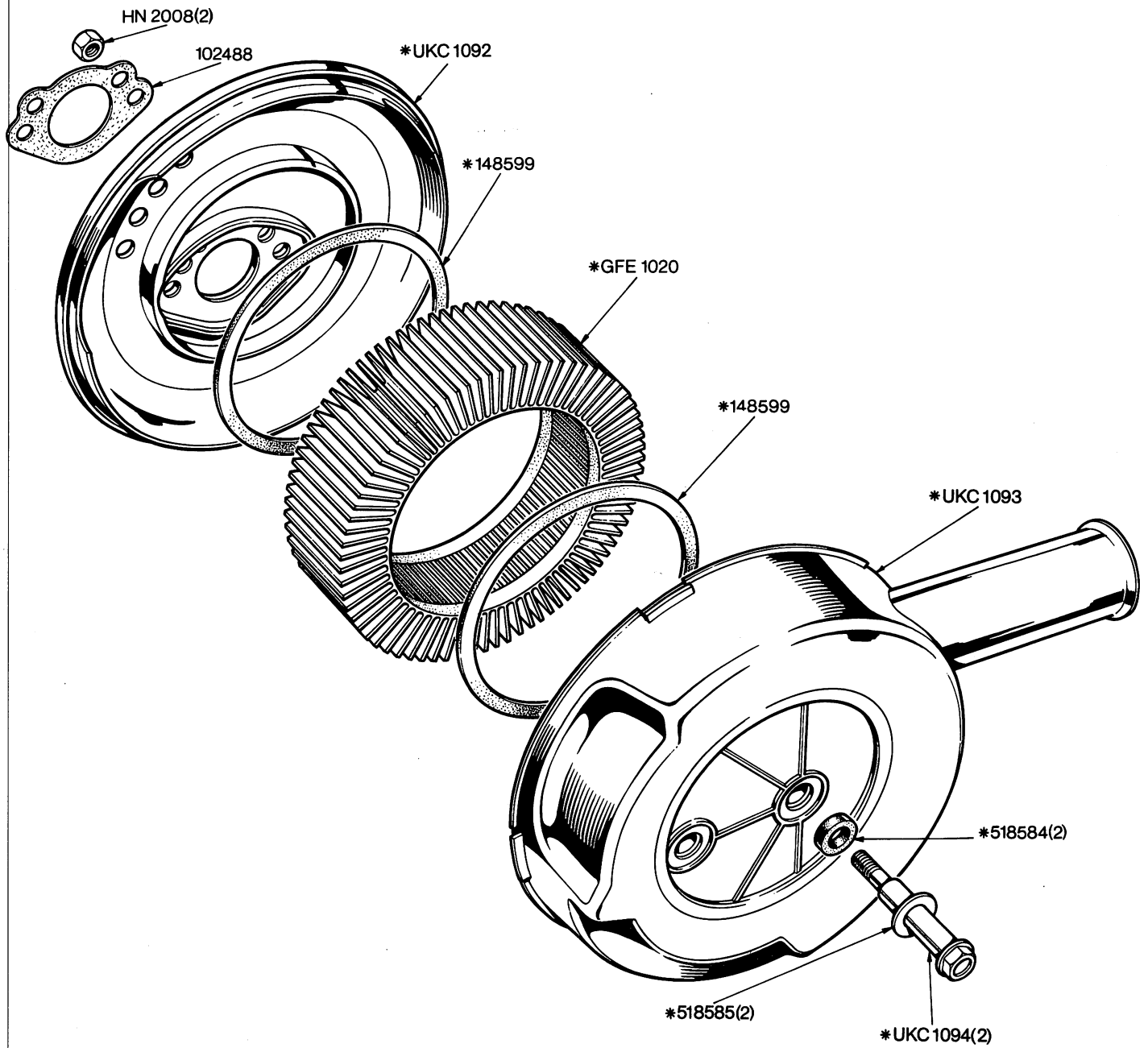


NOTE
For carburettor details see Plate A11

1300cc ENGINE - Carburettor Details

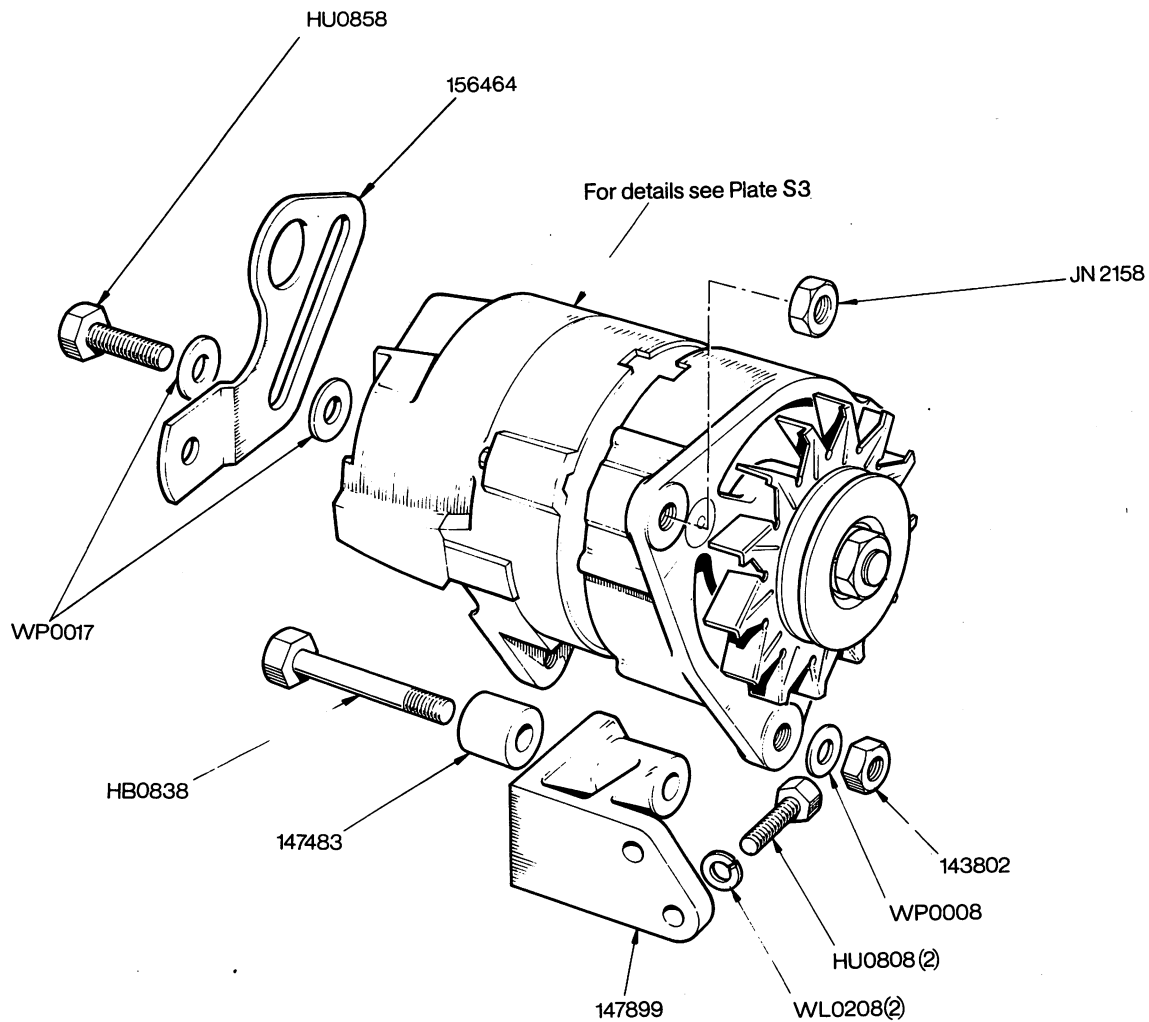


1300cc ENGINE-Air Cleaner

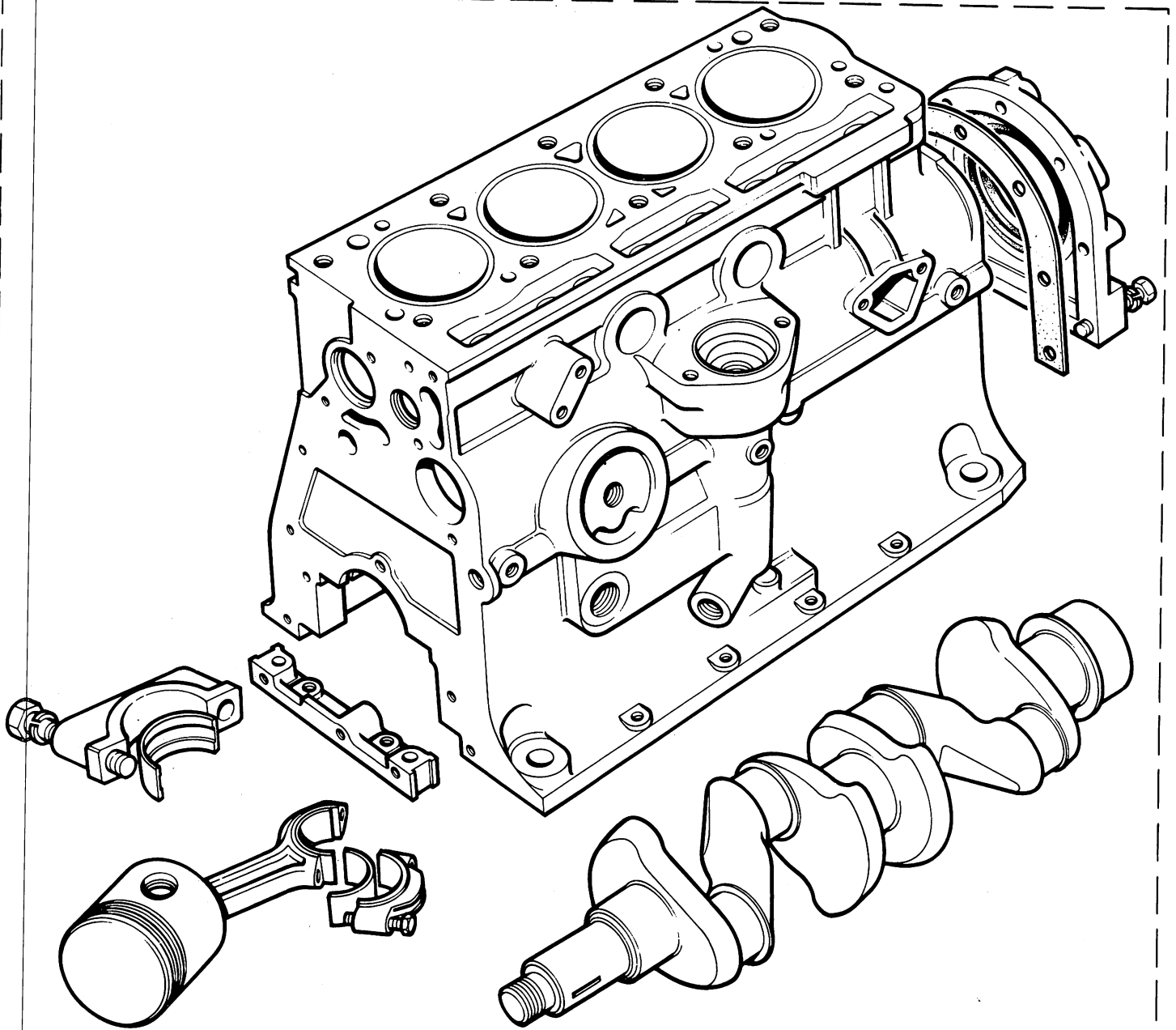


313243 Air Cleaner Assembly 1 off
 (Comprising items *)

1300cc ENGINE - Alternator Mounting



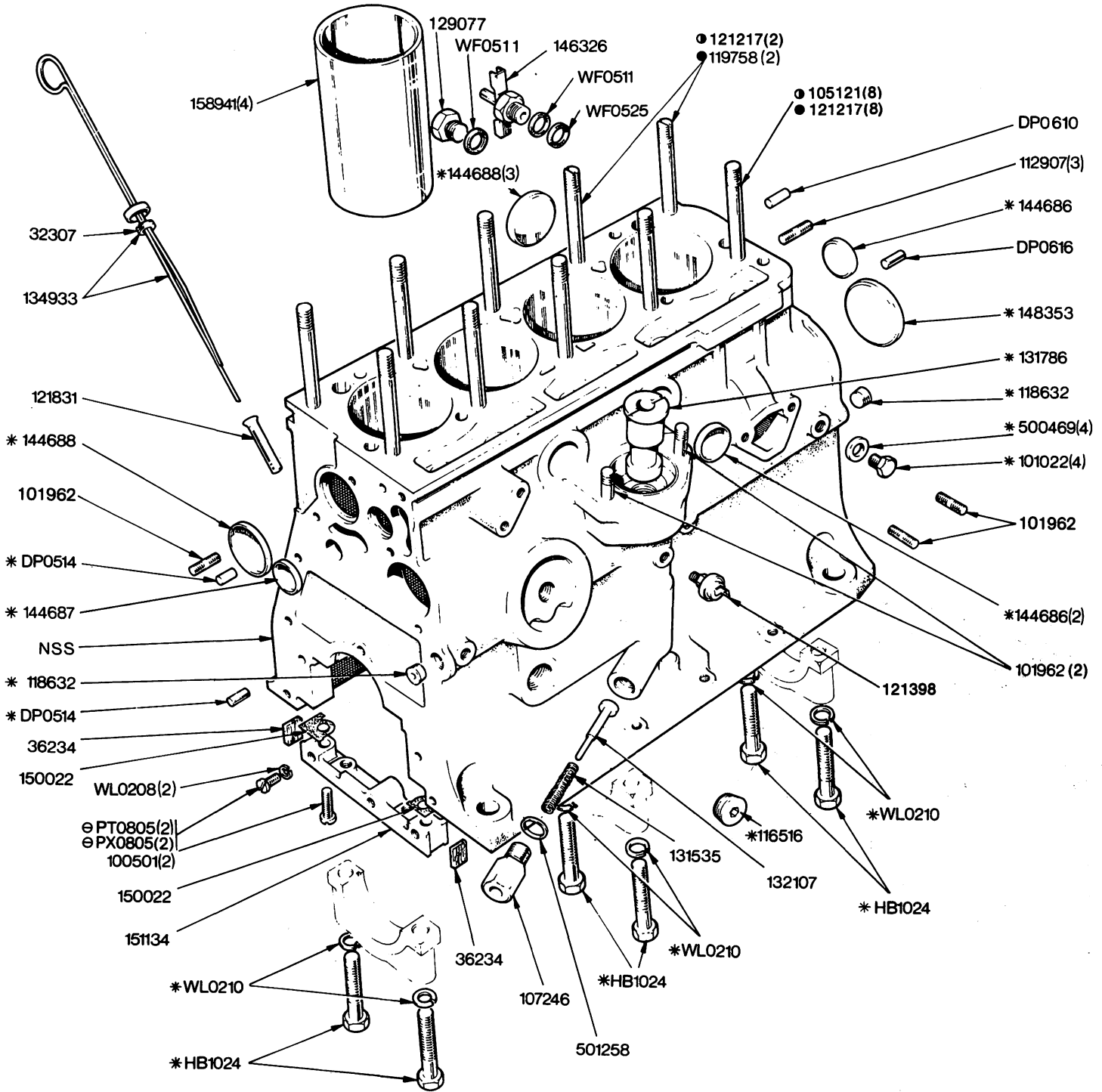
ENGINE - Short Engine fitted from Engine No.



UKC5955(High Compression)
UKC5956(Low Compression)



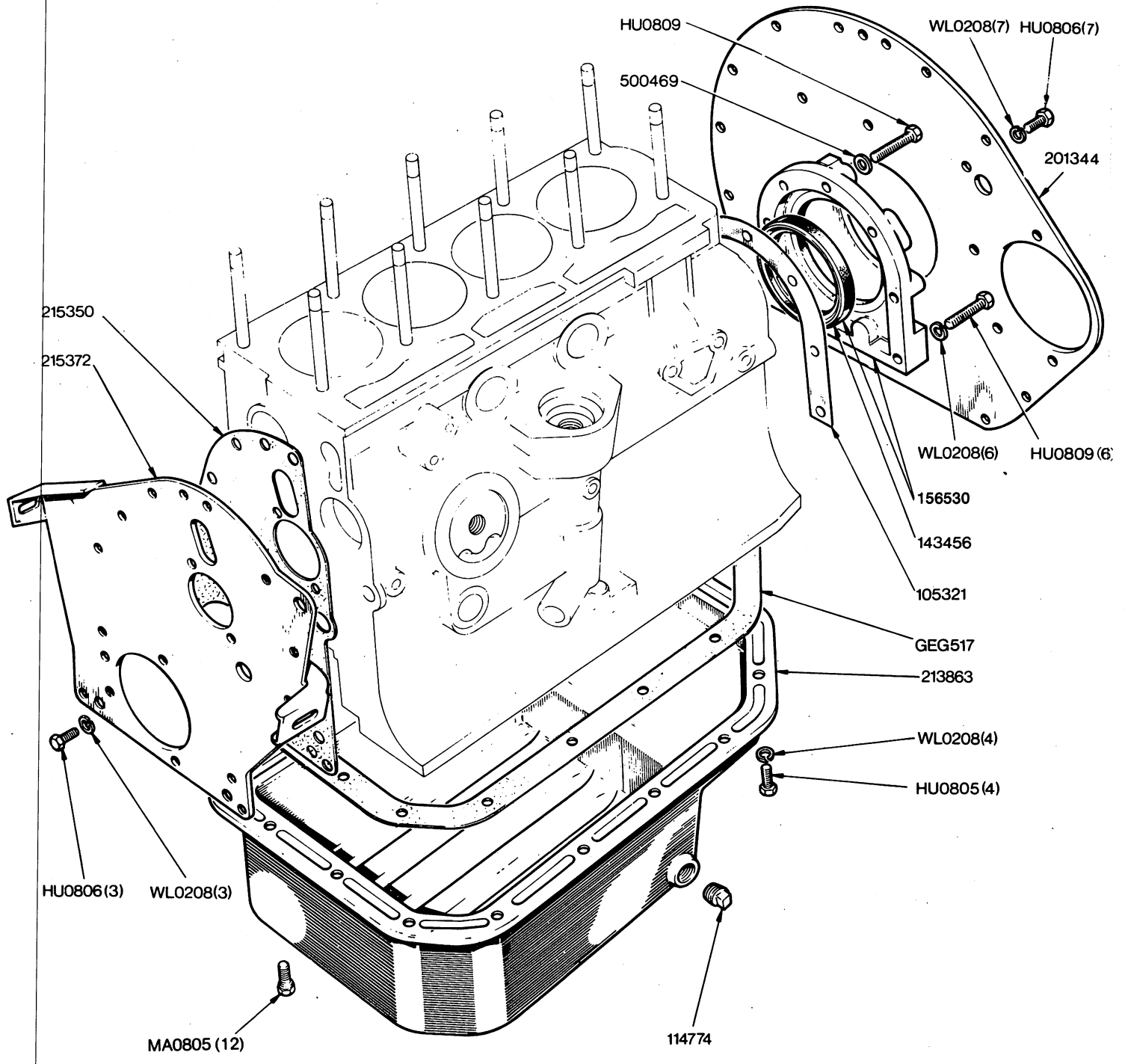
ENGINE - Cylinder Block



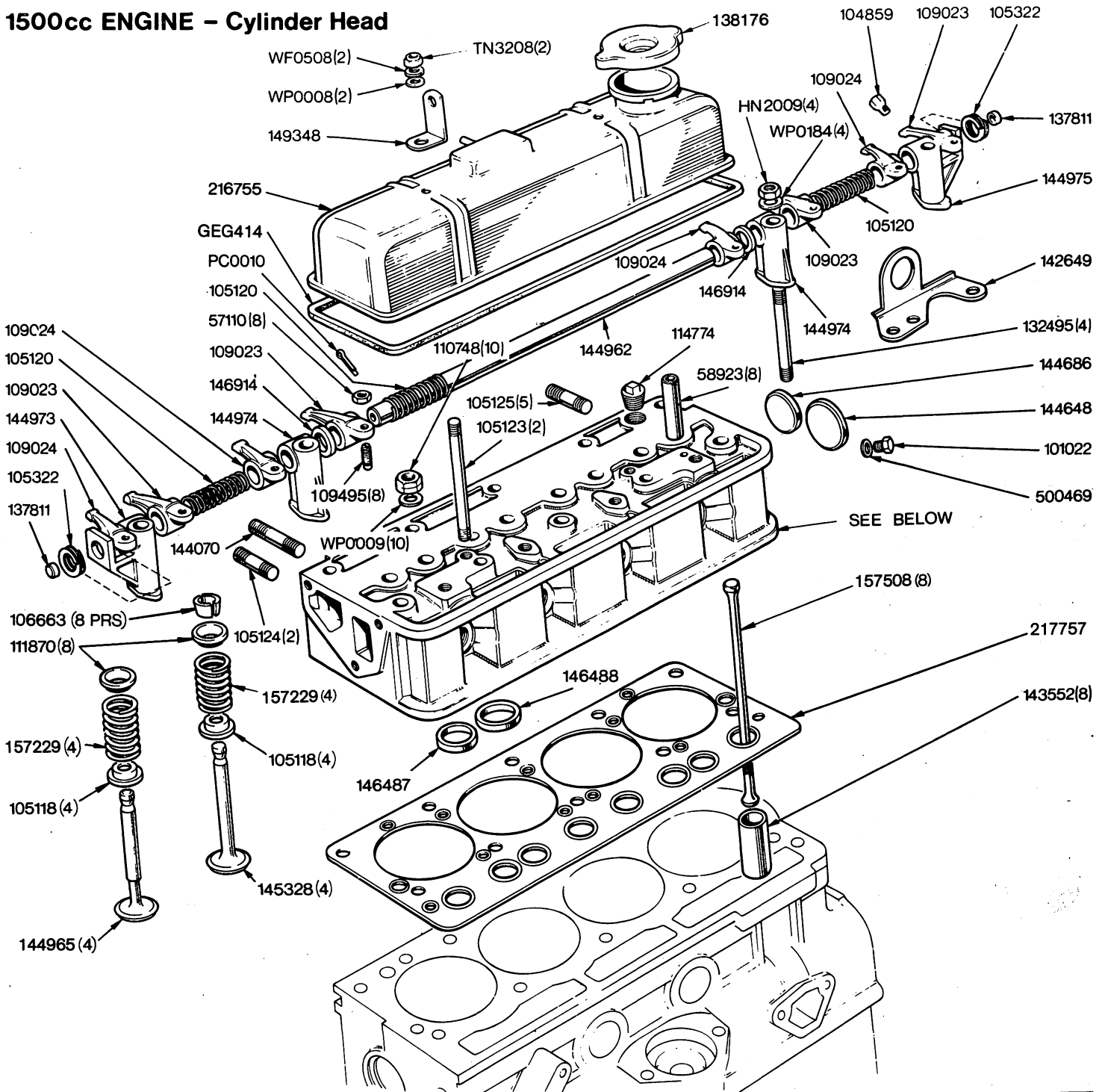
Use Decarbonising Gasket Set in conjunction with Conversion Gasket Set for complete engine strip

GEG1195	Decarbonising Gasket Set	1 off
519215	Conversion Gasket Set	1 off
⊖ Alternatives		
●	High Compression	
●	Low Compression	

ENGINE - Engine Plates and Sump



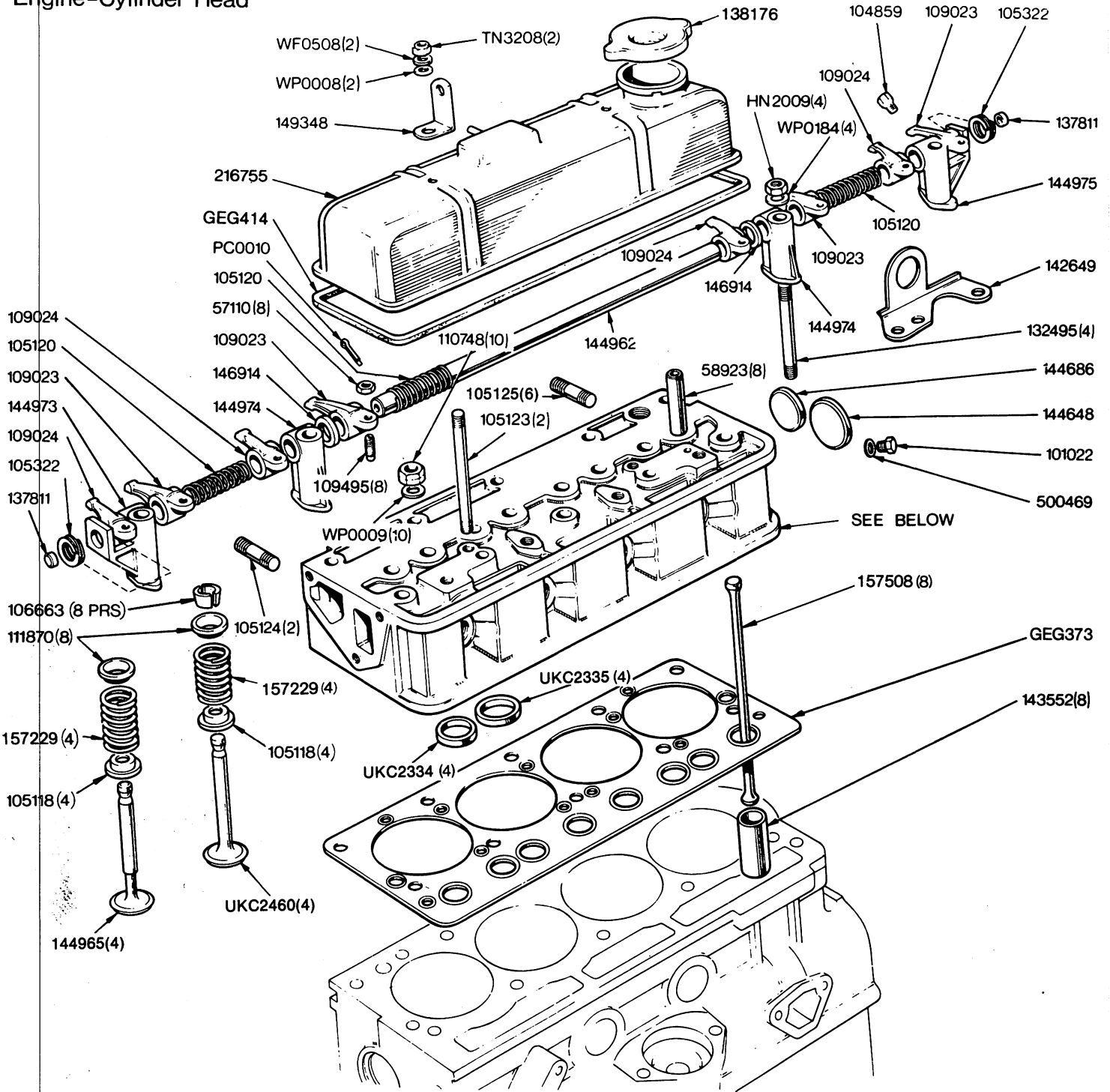
1500cc ENGINE - Cylinder Head



NOTE

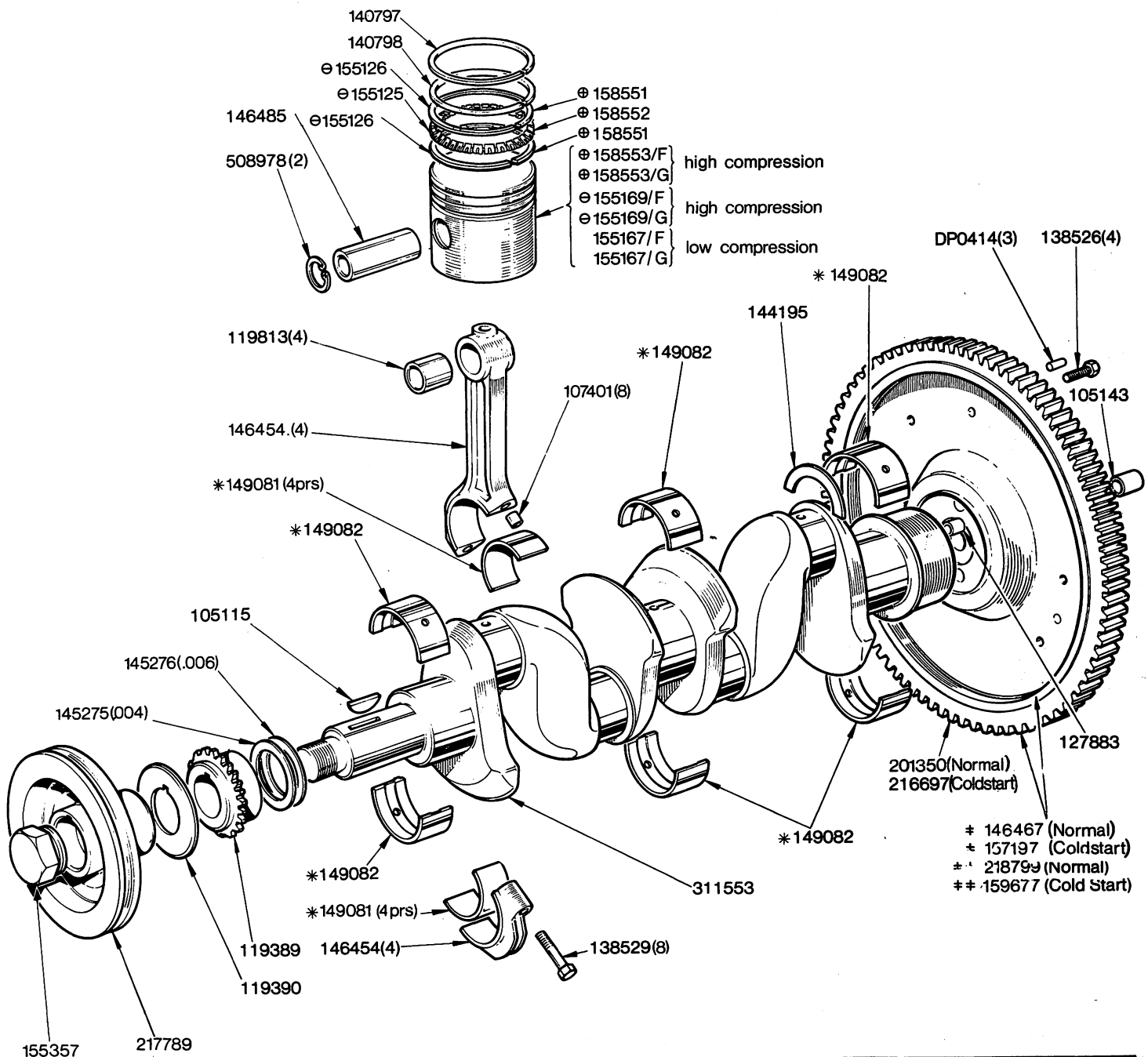
- | | | |
|--------|--|-------|
| 520756 | Cylinder Head Assembly-9.0:1 ratio
(Complete with valves and springs, less studs) | 1 off |
| 218140 | Cylinder Head Assembly-9.0:1 ratio
(less valves, springs and studs) | 1 off |
| 520757 | Cylinder Head Assembly 7.5:1 ratio
(Complete with valves, springs less studs) | 1 off |
| 218139 | Cylinder Head Assembly 7.5:1 ratio
(less valves, springs and studs) | 1 off |
| 501651 | Jointing Compound
(Cylinder Head to Cylinder Block) | A/R |

Engine-Cylinder Head



TKC1155 Cylinder Head Assembly
 (less valves, springs and studs)
 501651 Jointing Compound A/R
 (Cylinder Head to Cylinder Block)

1500cc ENGINE - Crankshaft, Piston, Conn. Rod, Flywheel



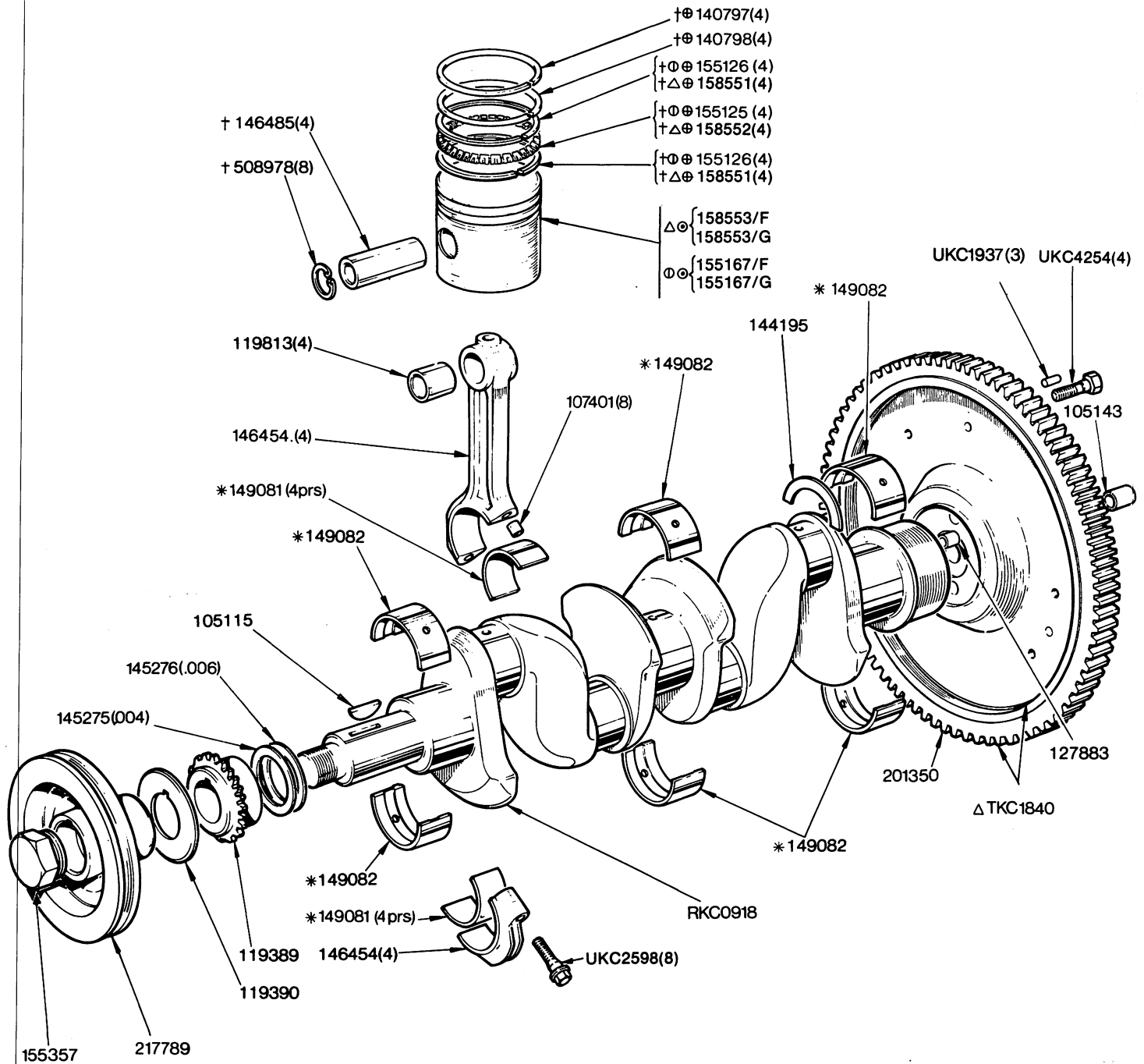
NOTE:
516107 "Loctite" studlock A/R
*Main Bearings and Big End Bearings are obtainable in the following undersizes:-.010"-.020"-.030"
When ordering please quote Part No. and undersize required.

Pistons are obtainable in the following oversize:- +.020" (And Include Rings, Gudgeon Pin and Circlips)
Piston Rings are obtainable in the following oversizes:- +.020",+.030".
Please quote Part No and size required

⊕ Up to Engine No.	only	⊕ Up to Engine No. DS10176E only
⊕ From Engine No.	onwards	⊕⊕ From Engine No. DS10177E onwards

TOLEDO 1500cc (1973) **24-23** **B2723/2**

ENGINE - Crankshaft, Piston, Conn. Rod, Flywheel



516107 "Loctite" studlock A/R

*Main Bearings and Big End Bearings are obtainable in the following undersizes:-.010"-.020"-.030"

When ordering please quote Part No. and undersize required.

⊙ Pistons are obtainable in the following oversize:- +.020"

⊕ Piston Rings are obtainable in the following oversizes:- +.010", +.020", +.030".

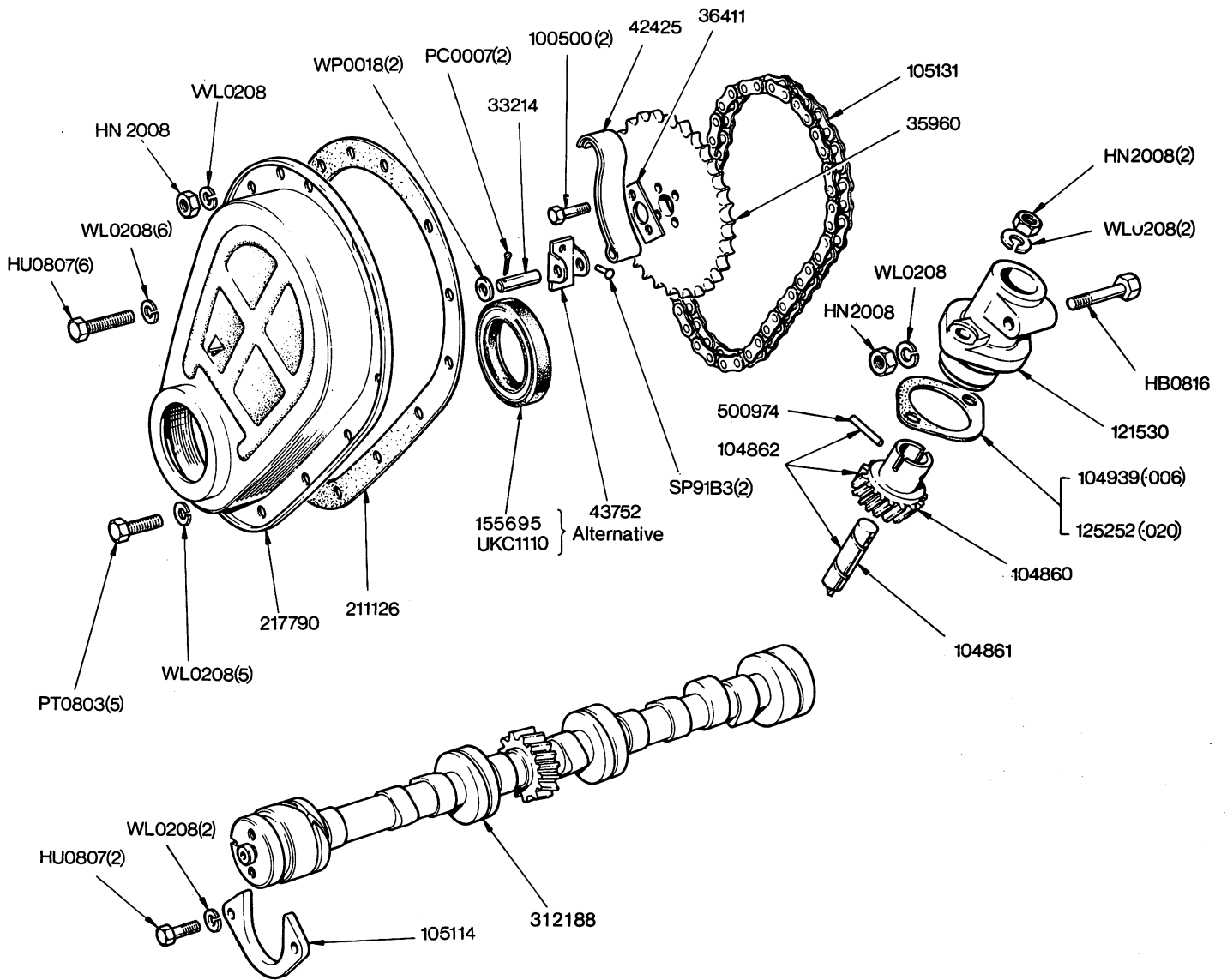
Please quote Part No and size required

⊙ Low Compression

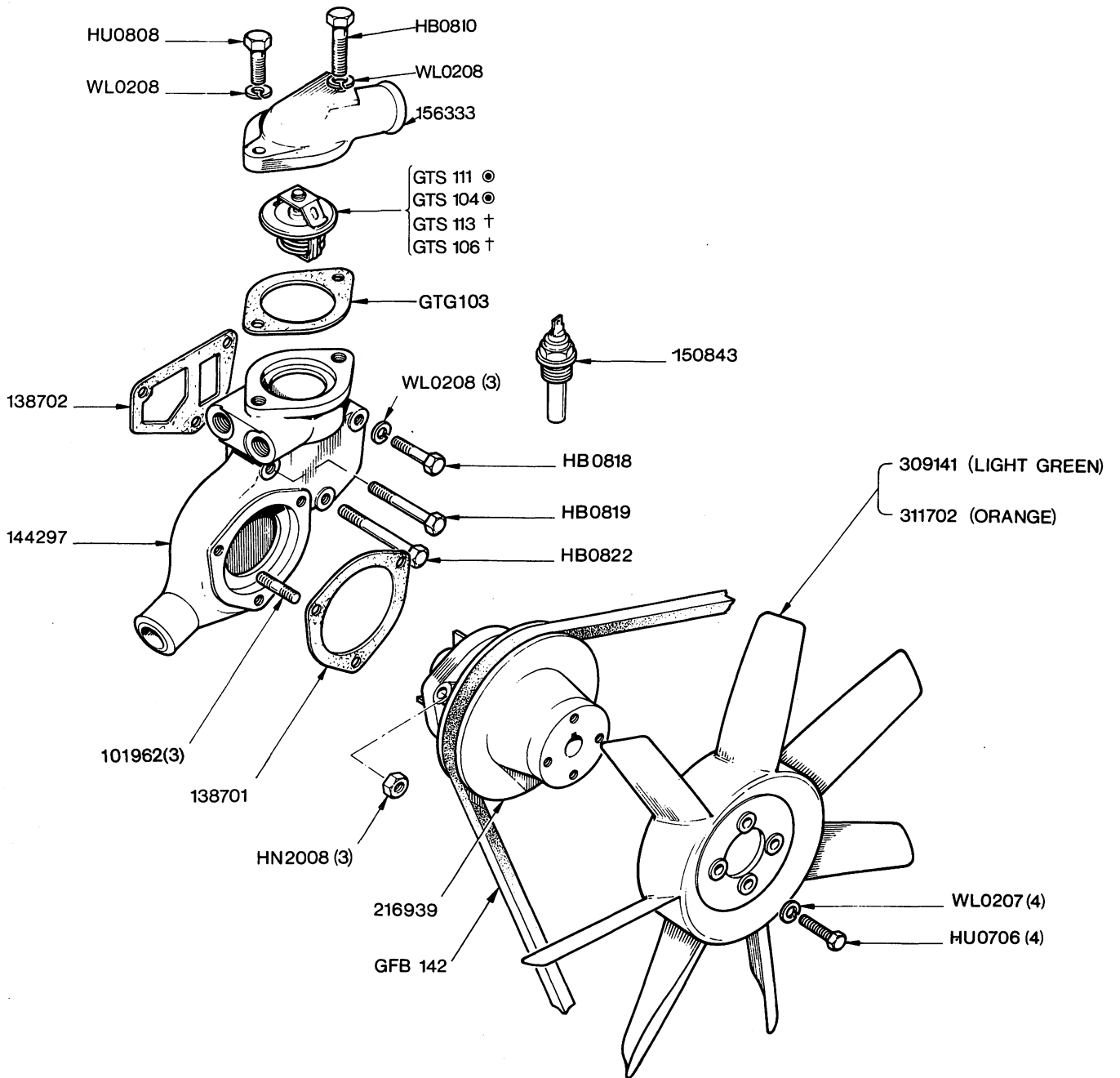
Δ High Compression

Piston Assemblies include items marked thus †

1500cc ENGINE- Camshaft, Timing Details, Distributor Pedestal



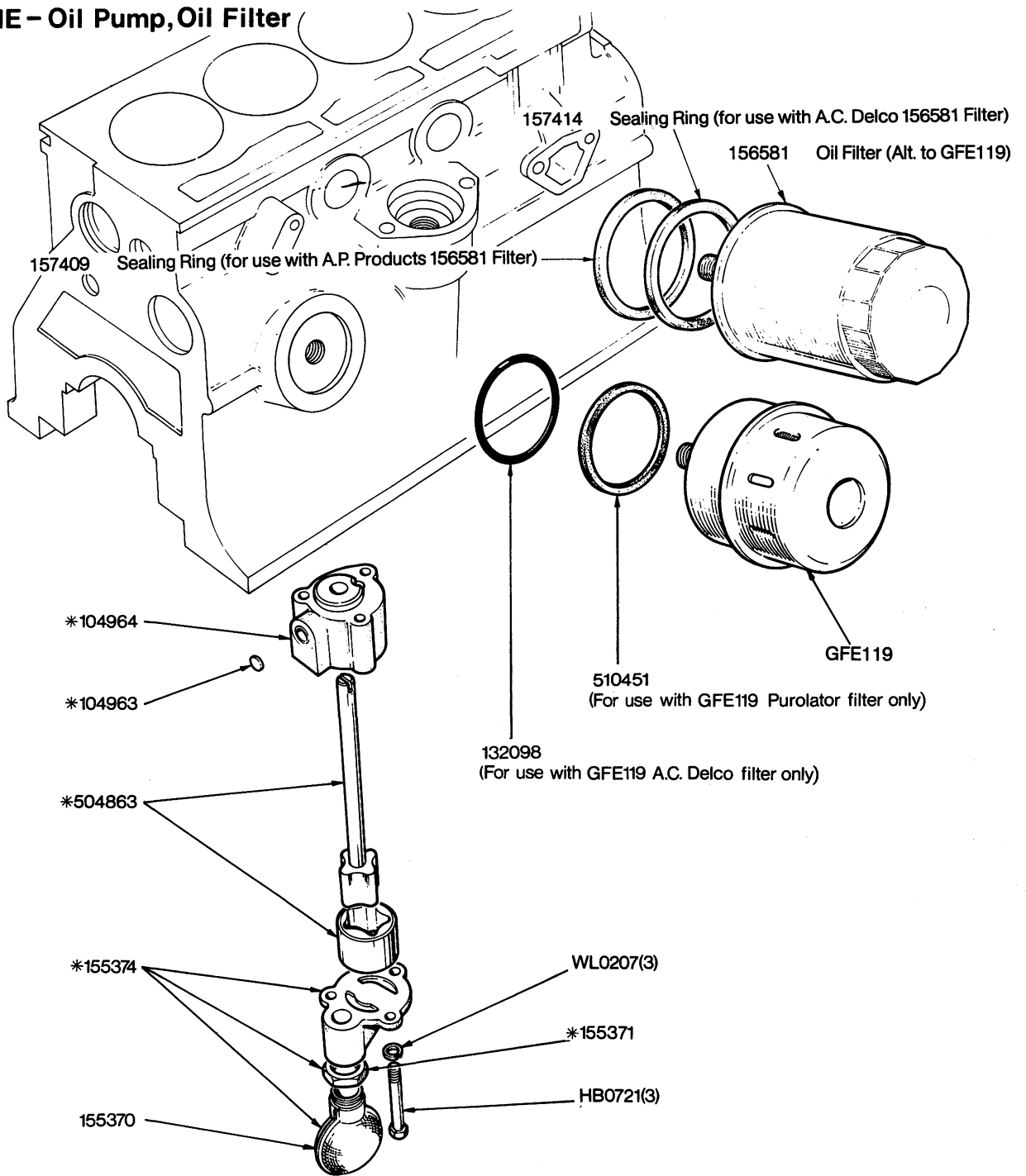
1500cc ENGINE - Water Pump, Fan



NOTE

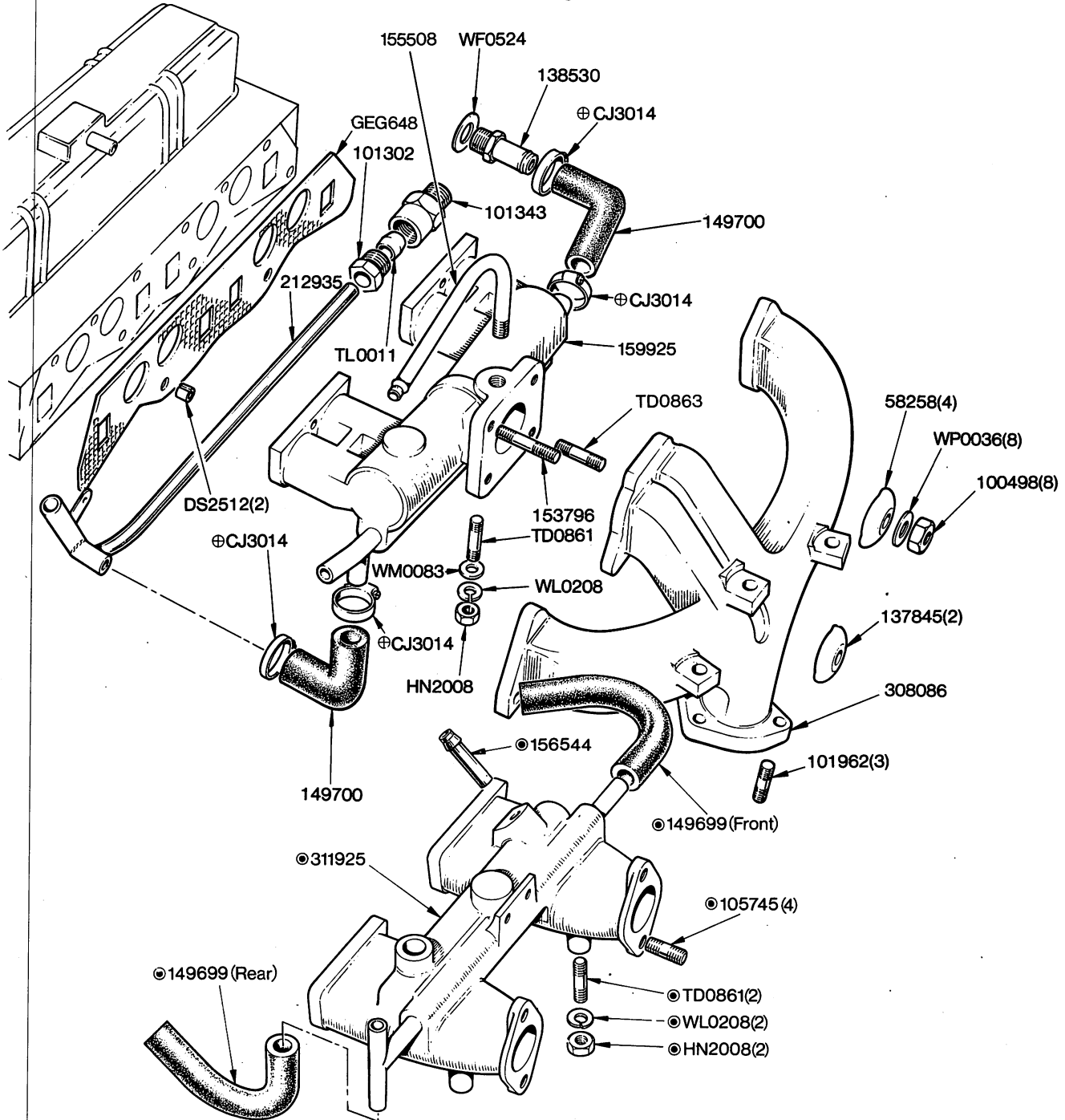
- ⊙ GTS 111 } ALTERNATIVES (normal type)
- ⊙ GTS 104 }
- † GTS 113 } ALTERNATIVES special winter condition
- † GTS 106 }

1500cc ENGINE - Oil Pump, Oil Filter



217058 Oil Pump Assembly 1 off
 Comprising items marked *

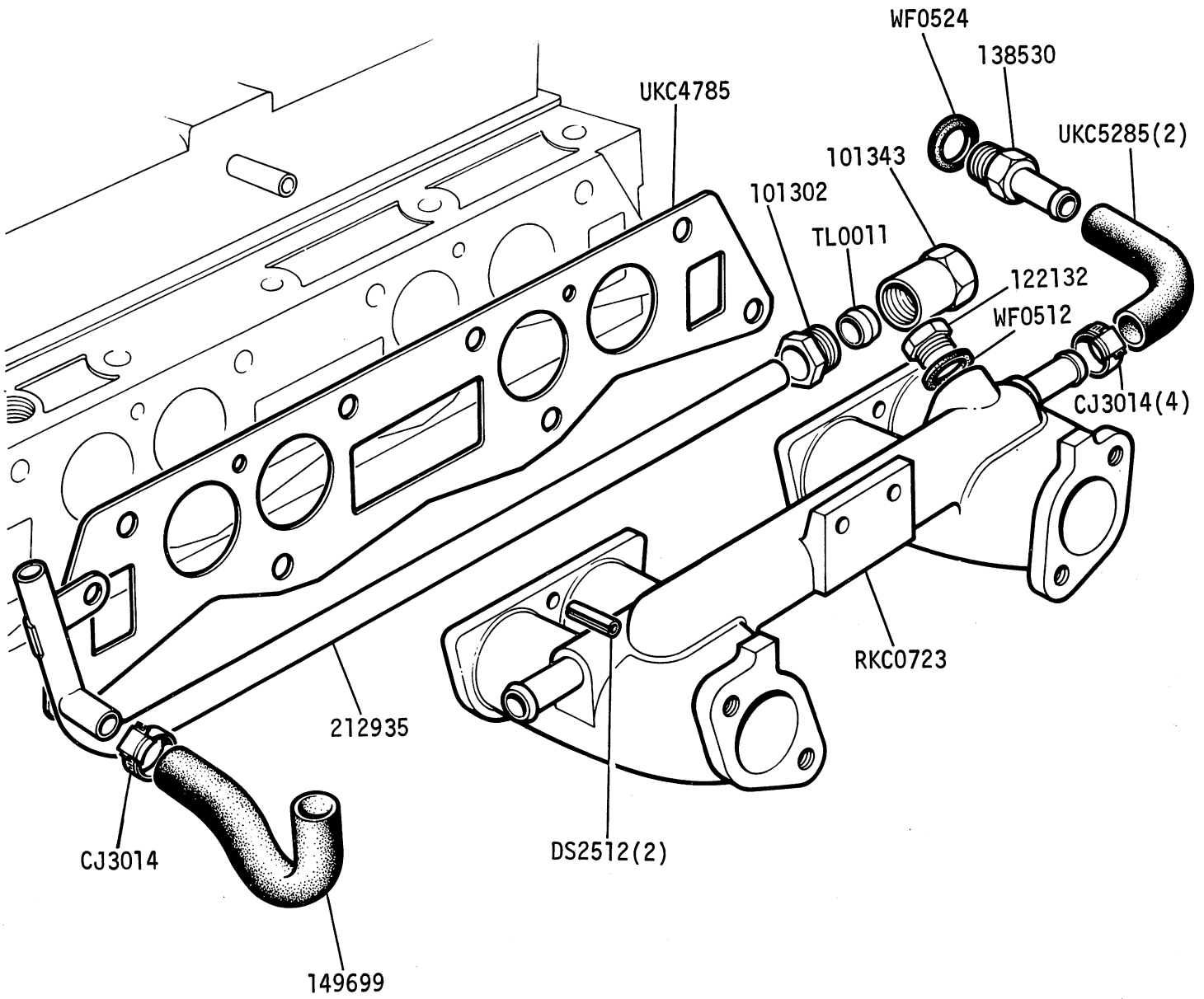
1500cc ENGINE - Manifolds fitted up to Engine No



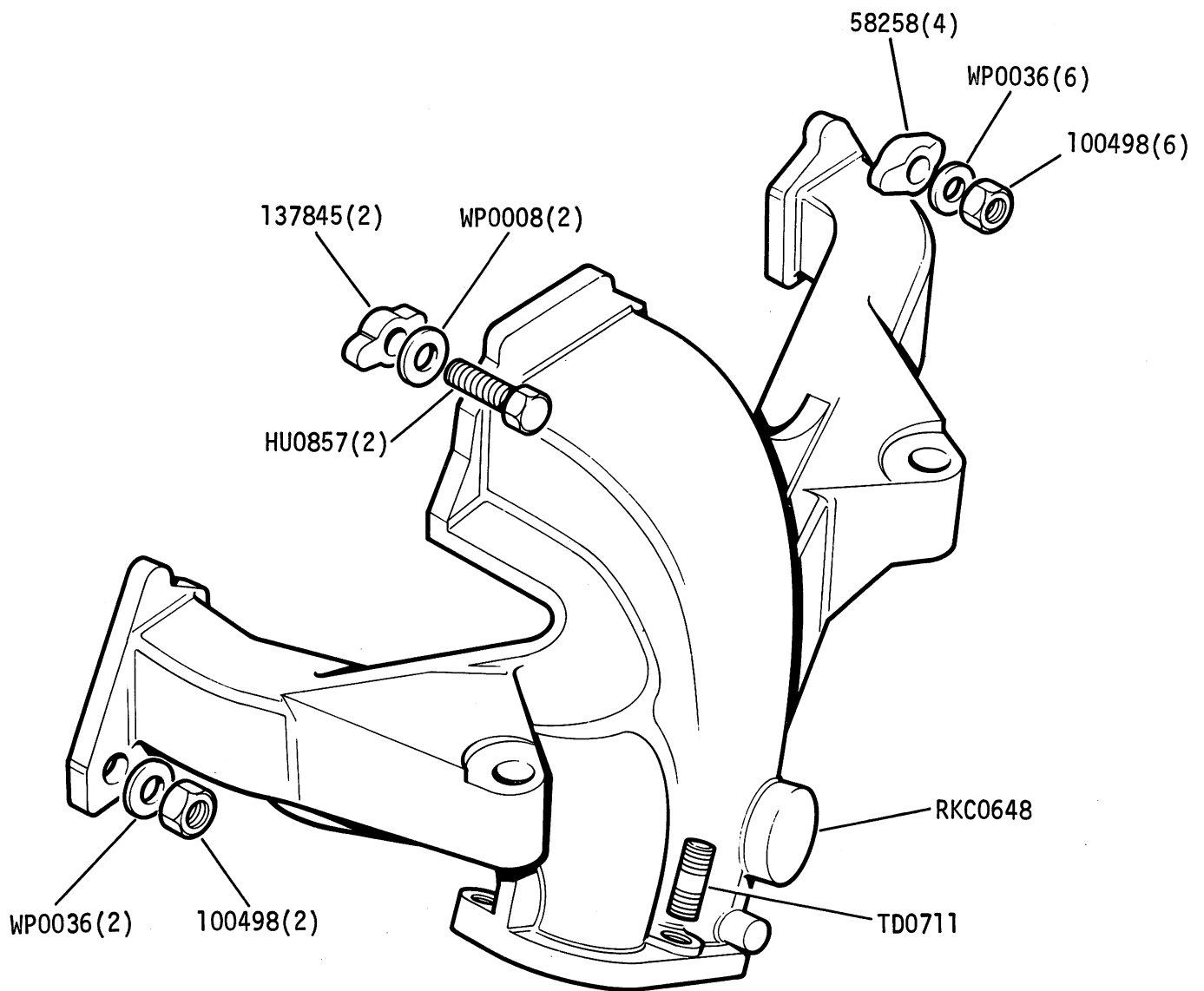
NOTE

- ⊕156736 Alternative to CJ3014
- ⊙Twin Carb. Engines only

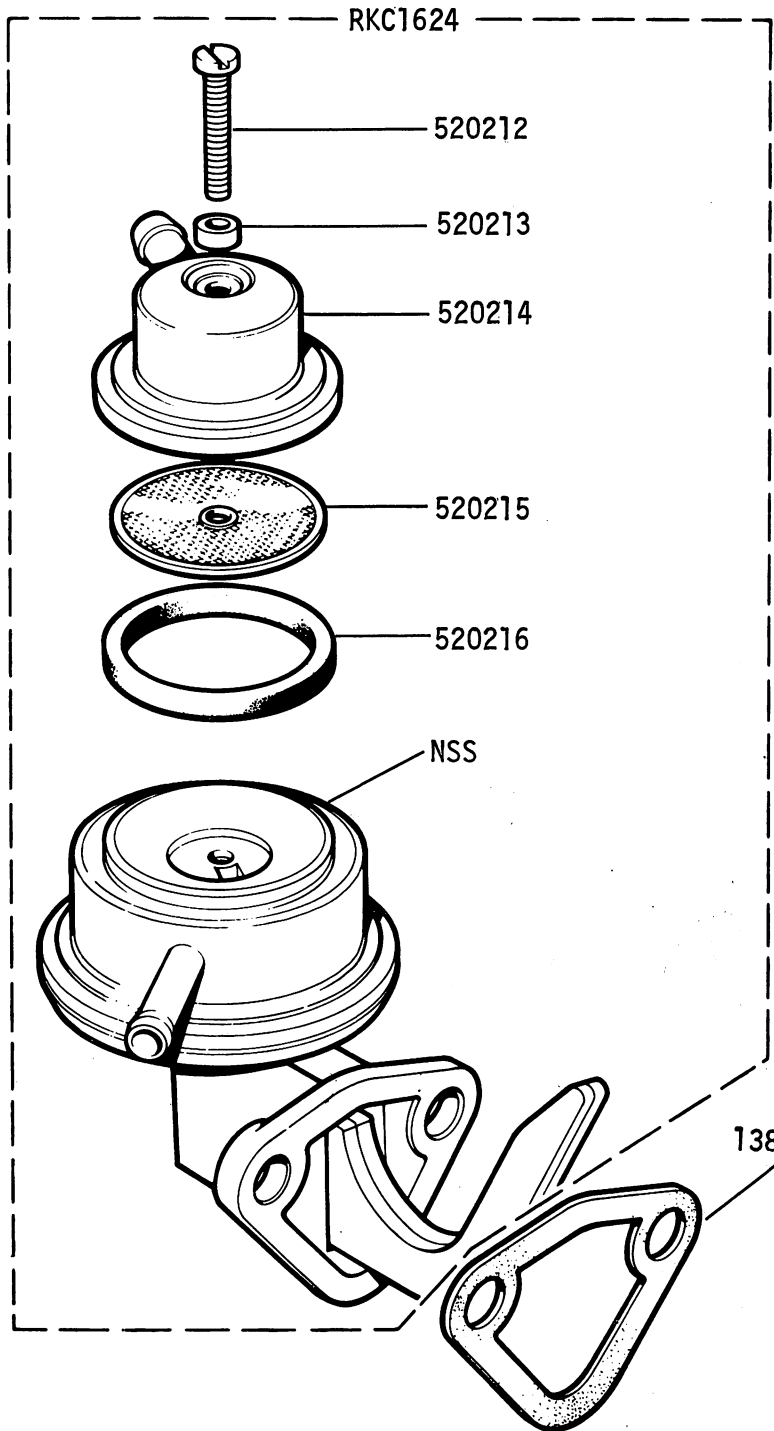
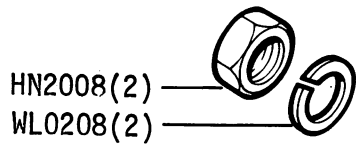
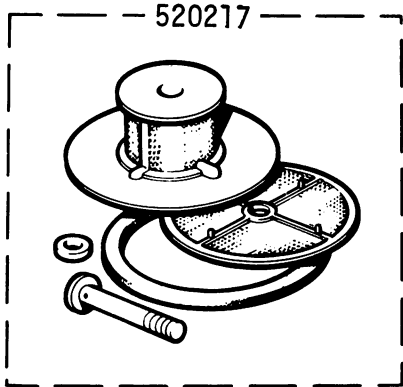
ENGINE - Inlet Manifold and Pipes fitted from Engine No.



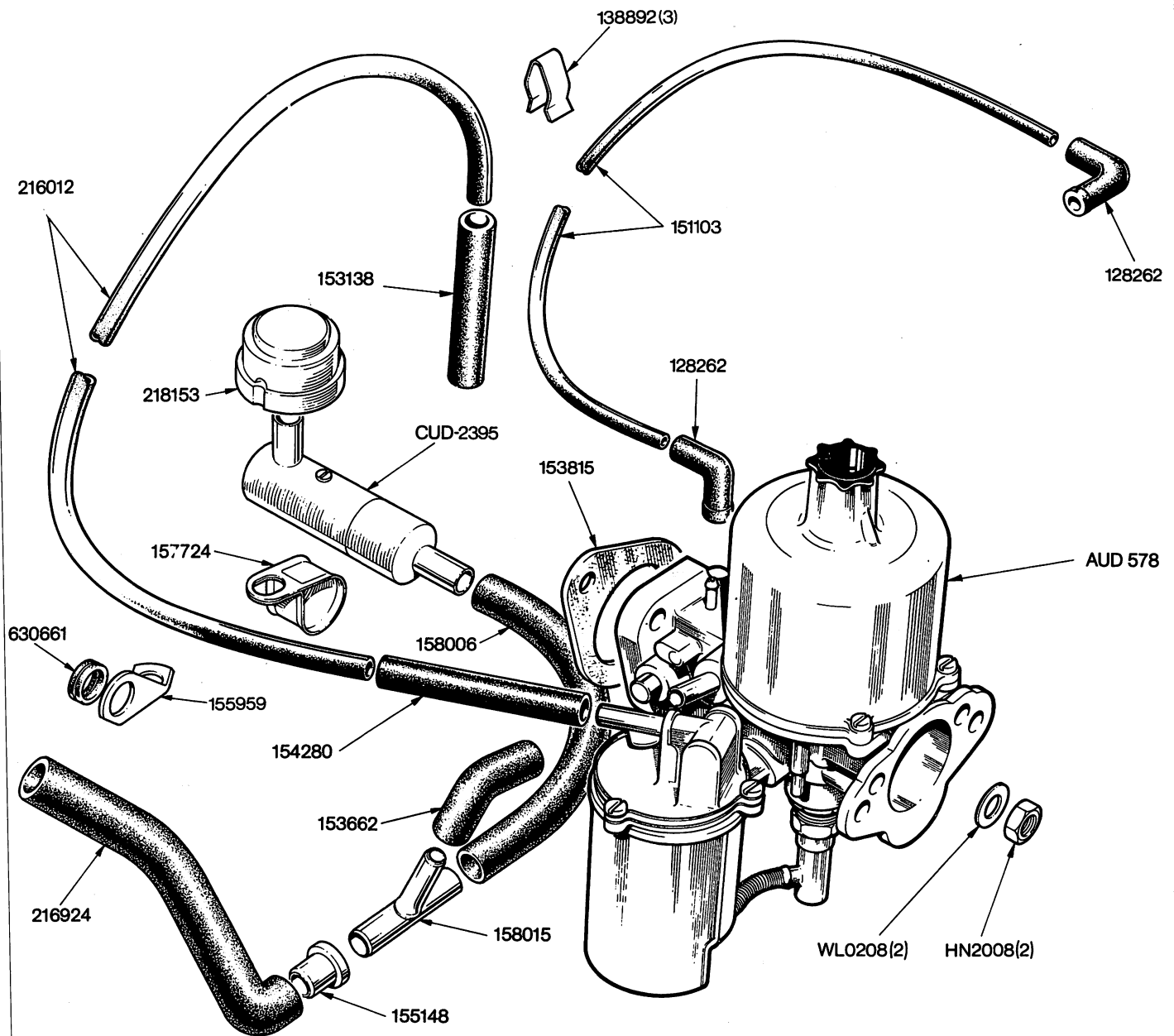
ENGINE - Exhaust Manifold and Attachments from Engine No.



ENGINE - Petrol Pump



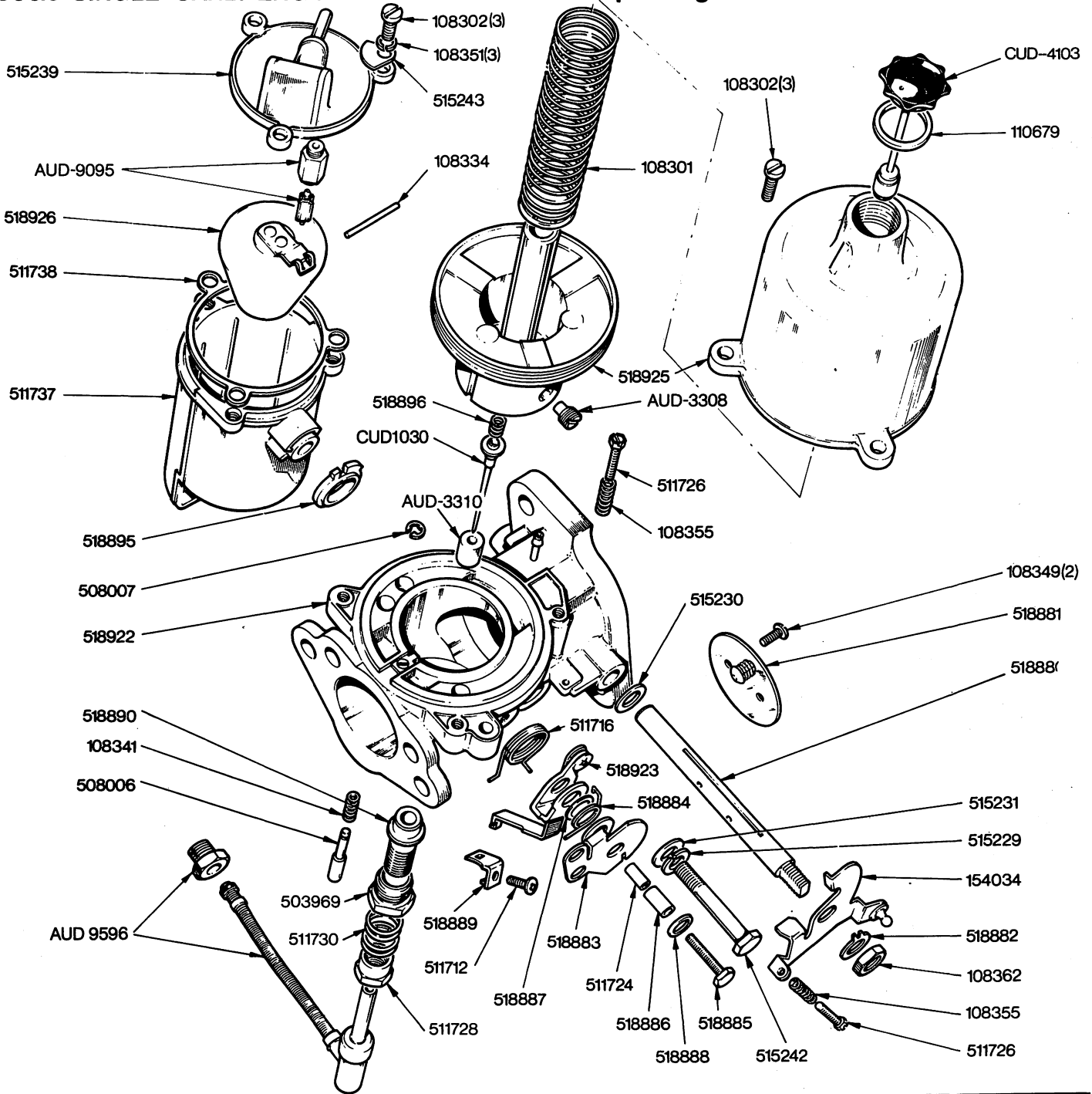
1500cc SINGLE CARB. ENGINE - Carburettor Assembly, Suction Pipes Breather Pipe



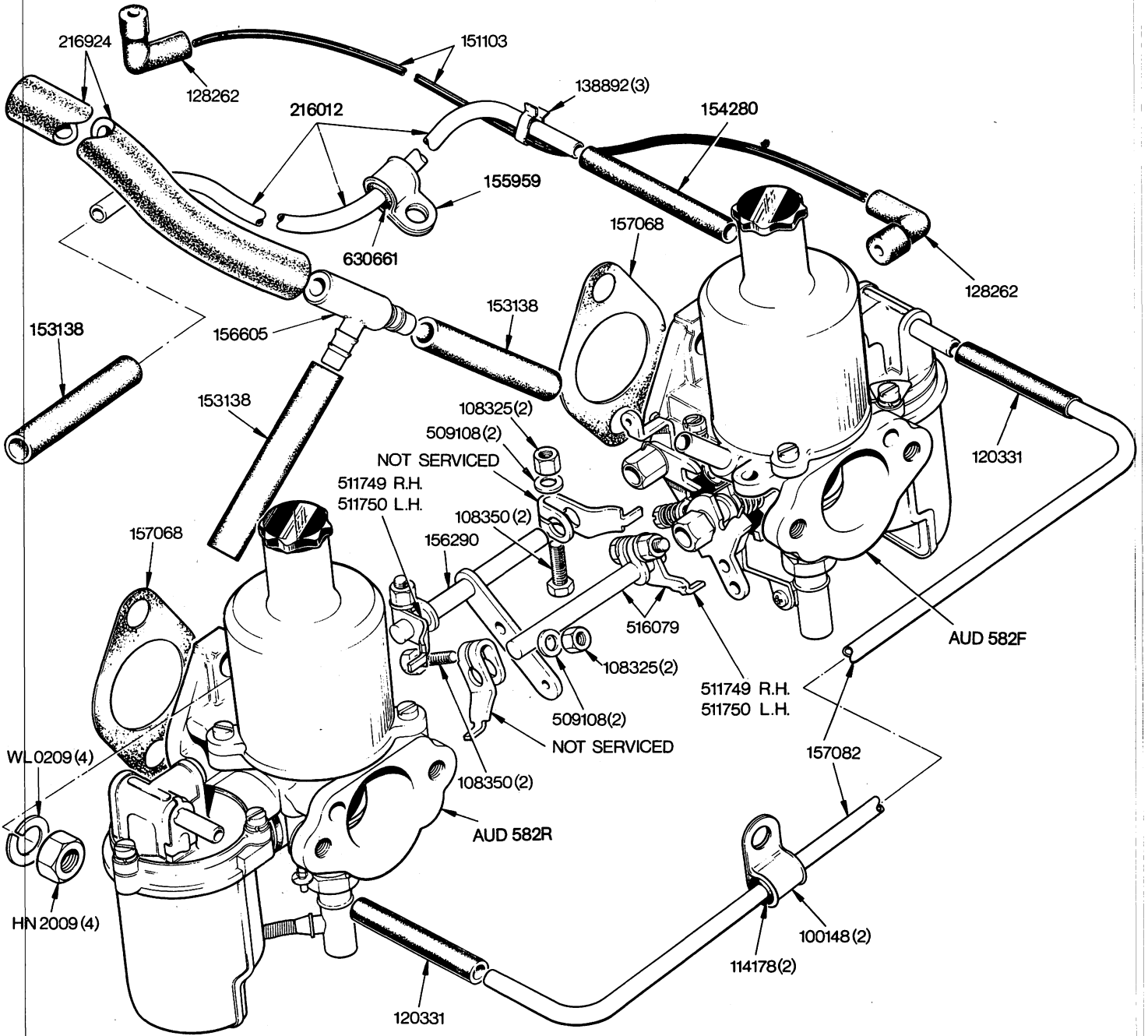
NOTE

For Carburettor details see Plate A24

1500c.c SINGLE CARB. ENGINE - Carburettor Details up to Engine No



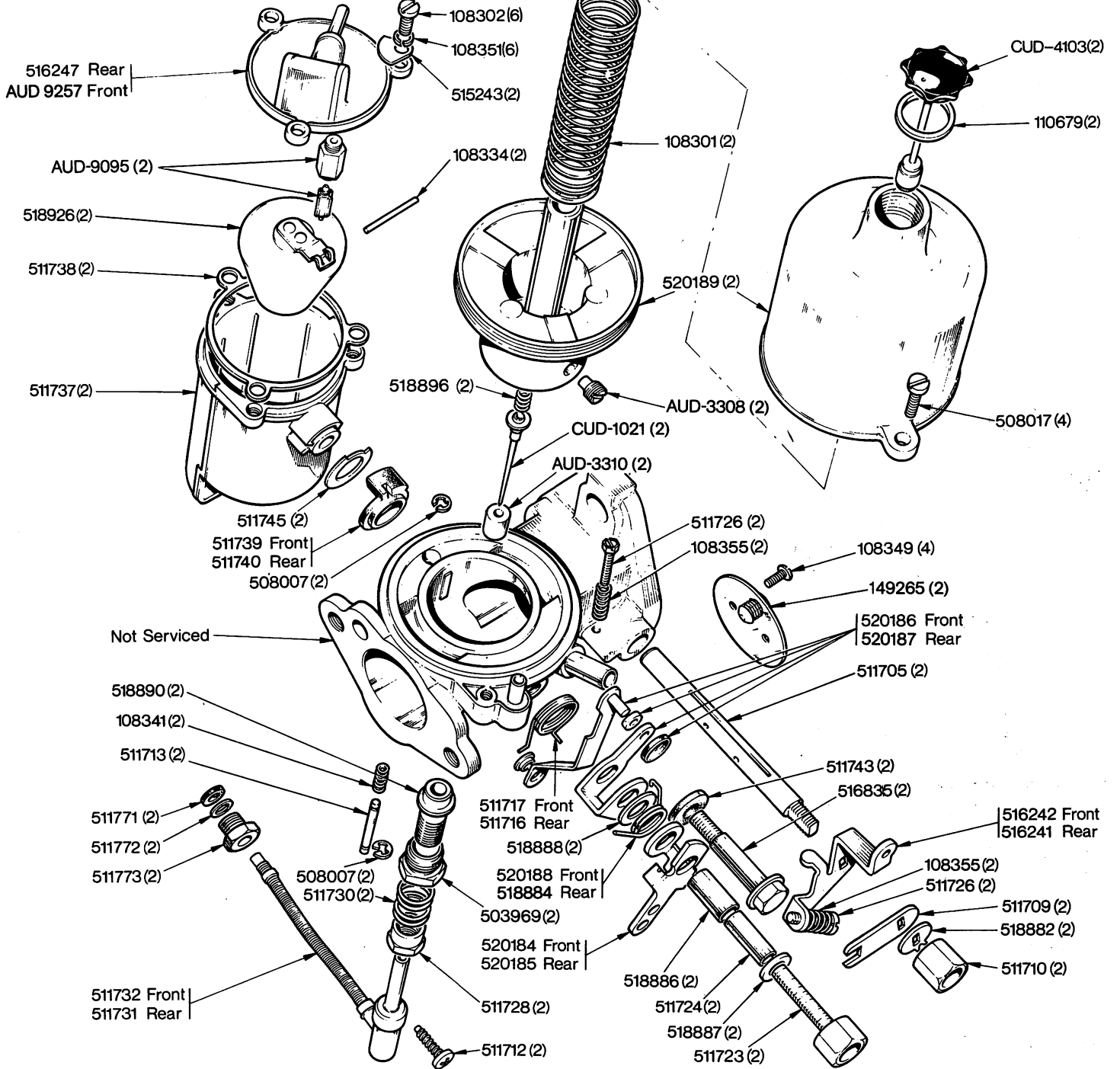
1500cc TWIN CARB ENGINE - Carburettor Assembly and Pipes fitted up to Engine No



NOTE
For Carburettor details see Plate A26

1500cc TWIN CARB ENGINE - Carburettor Details

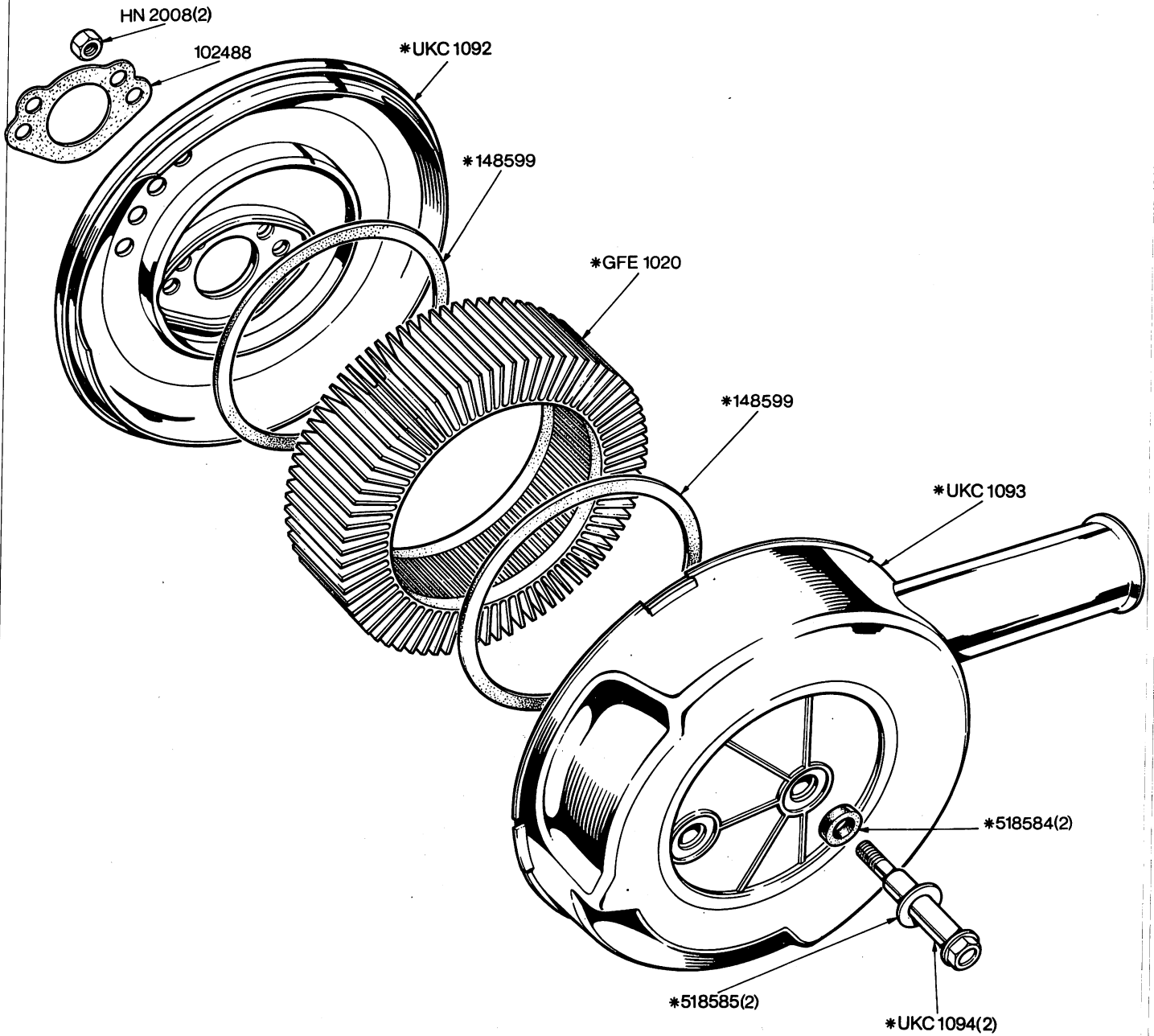
fitted up to Engine No



NOTE

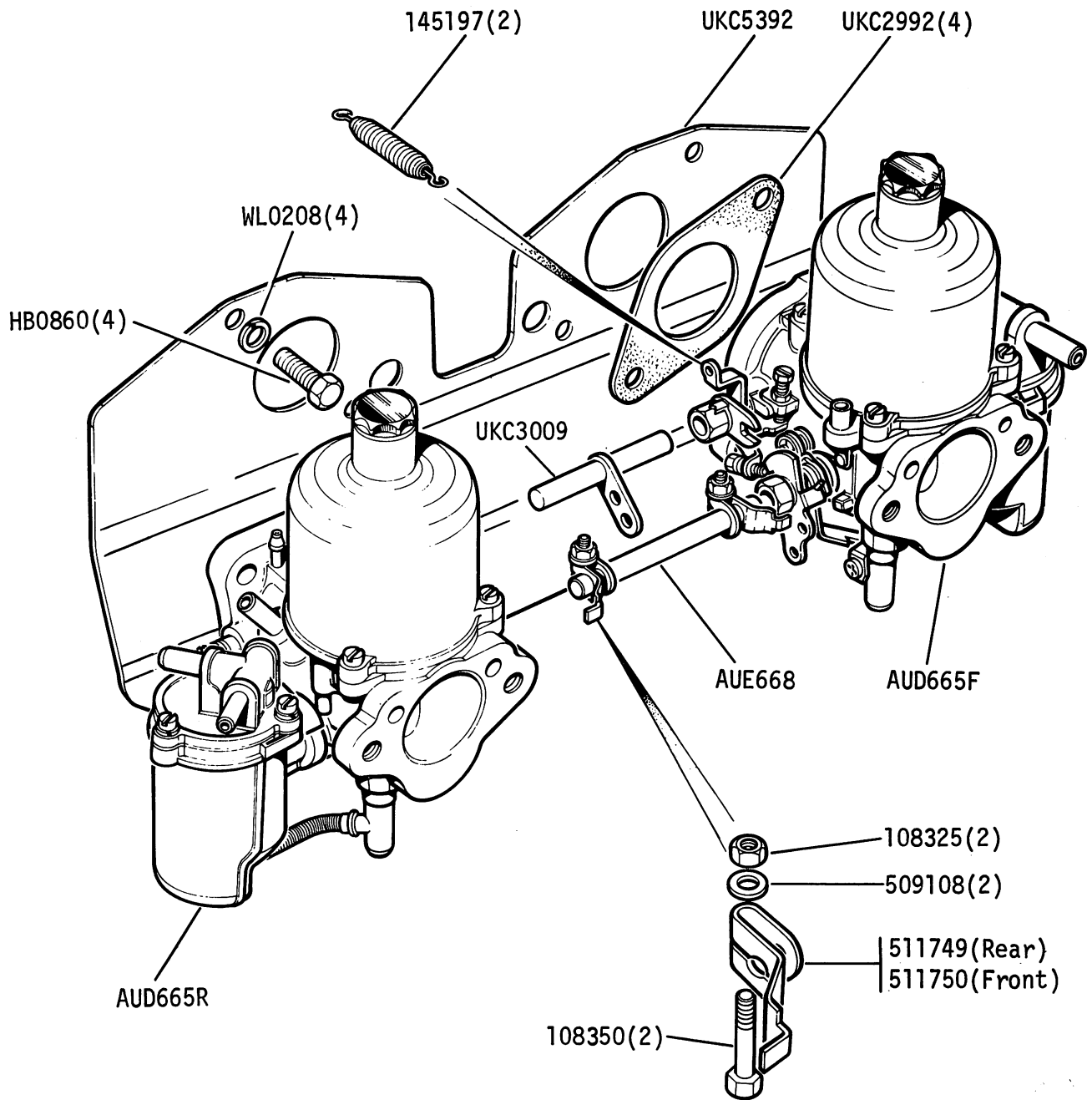
TOLEDO 1500 T/C (1973) 24-37 B.2732

1500cc SINGLE CARB. ENGINE-Air Cleaner

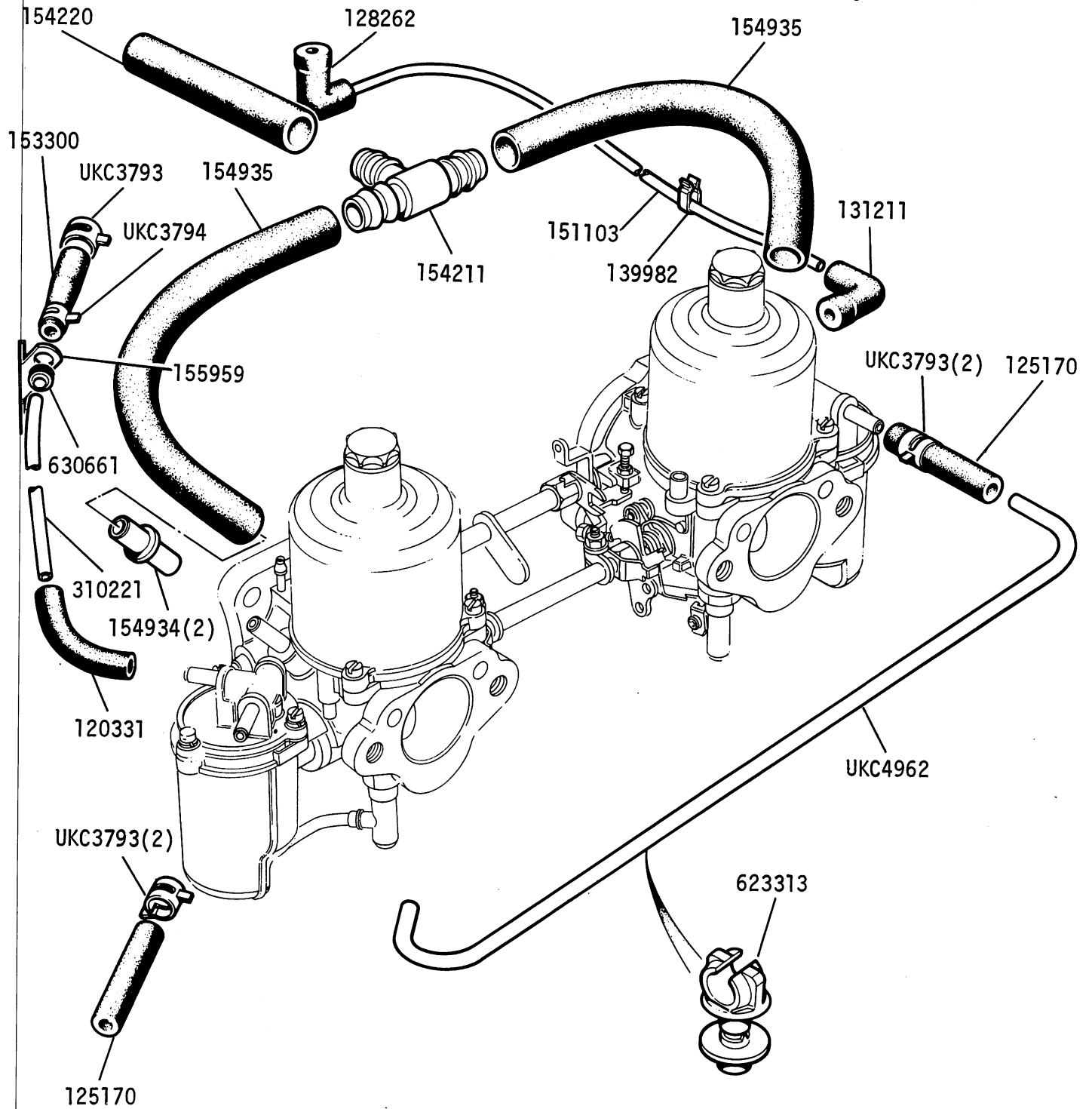


313243 Air Cleaner Assembly 1 off
(Comprising items *)

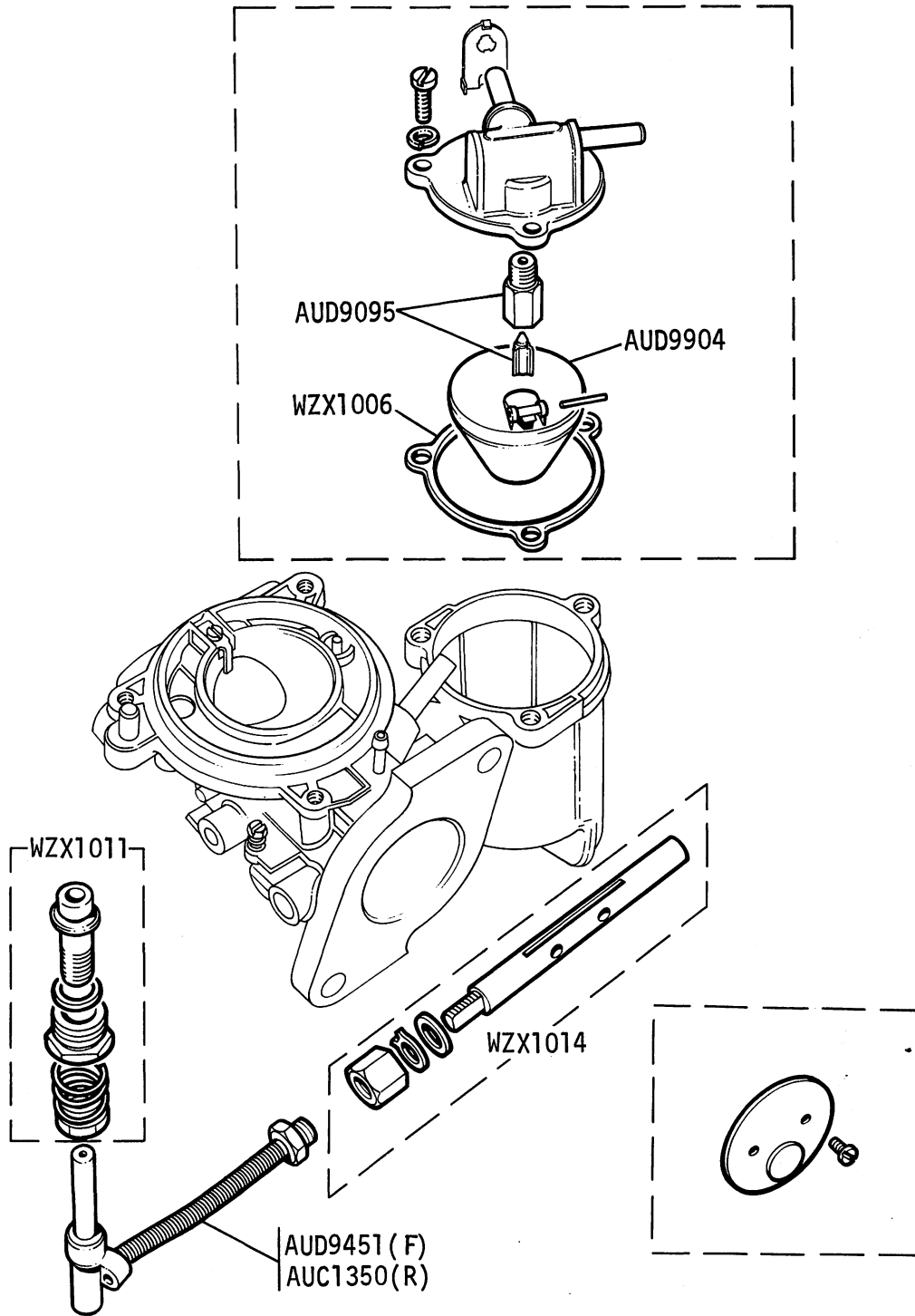
ENGINE - Carburettor and Linkage fitted from Engine No.



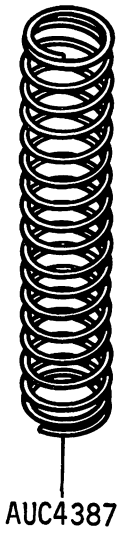
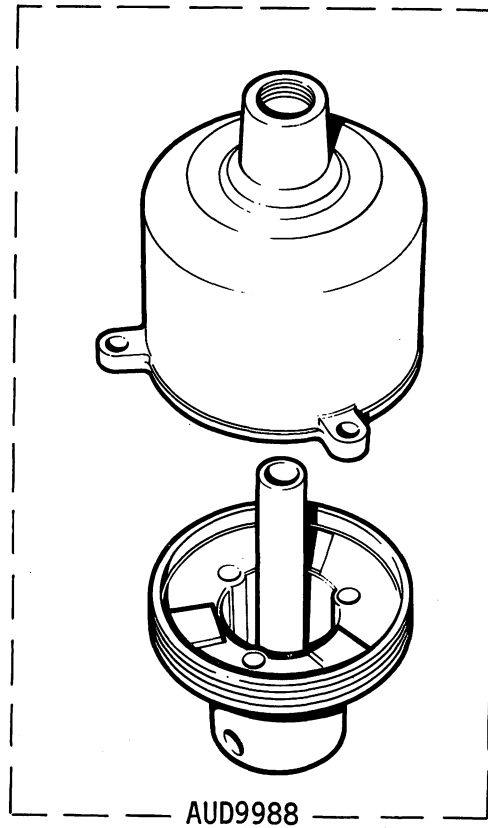
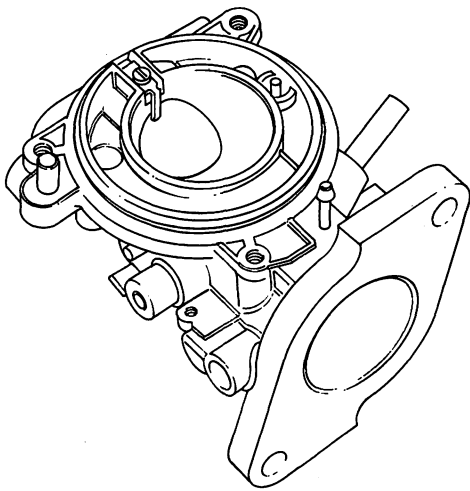
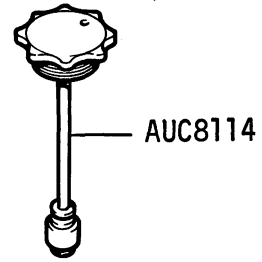
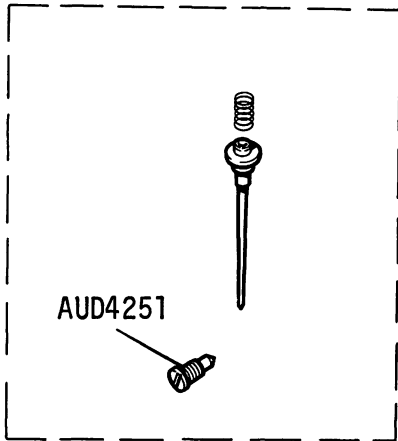
ENGINE - Carburettor Suction Pipes and Breather Details fitted from Engine No.



CARBURETTOR - Service Kits fitted from Engine No.



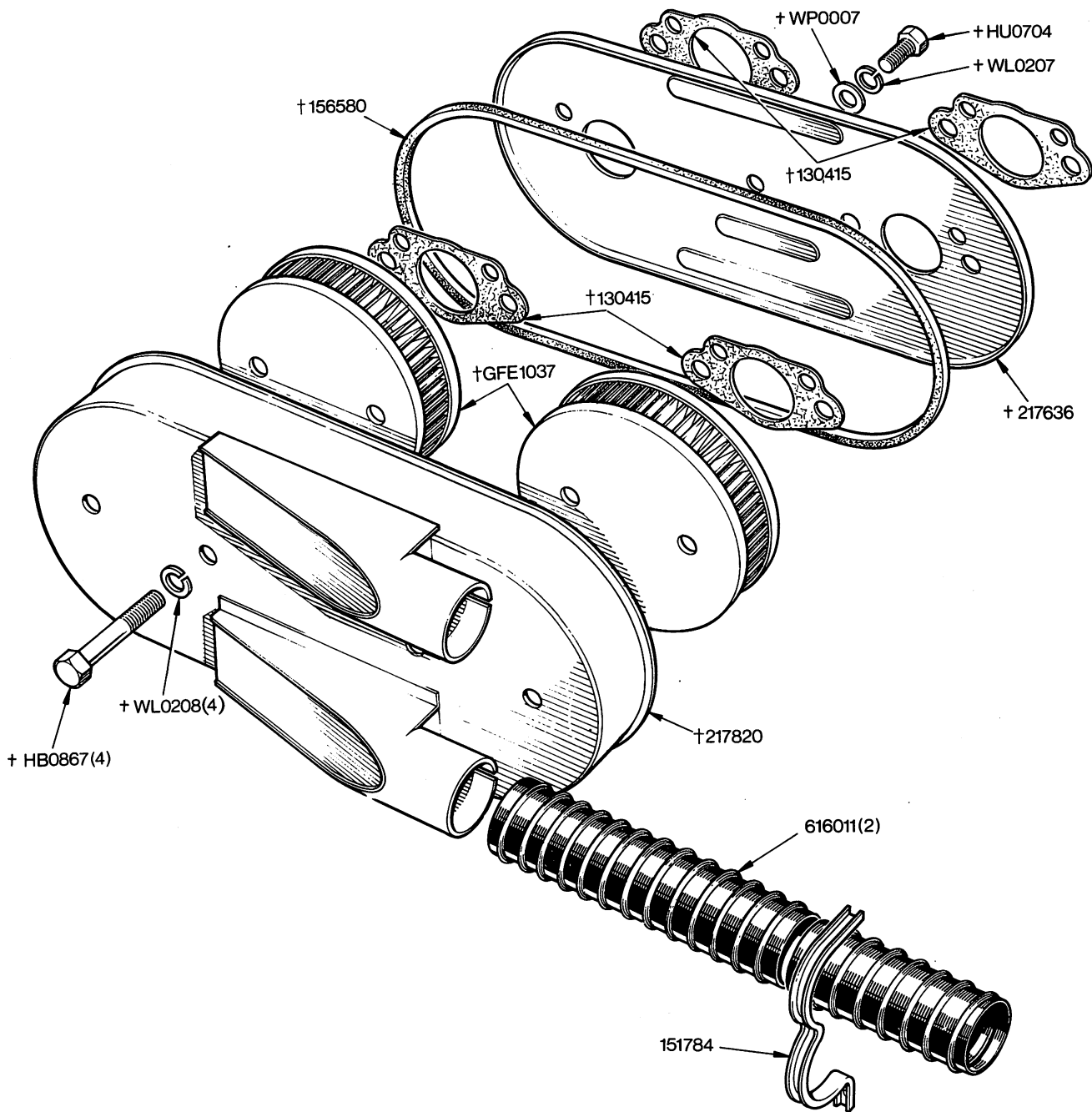
CARBURETTOR - Service Kits fitted from Engine No.



Sundry Parts Kit 1 off
Lever Kit Front Carburettor 1 off
Lever Kit Rear Carburettor 1 off
AUE811 Gasket Kit 2 off



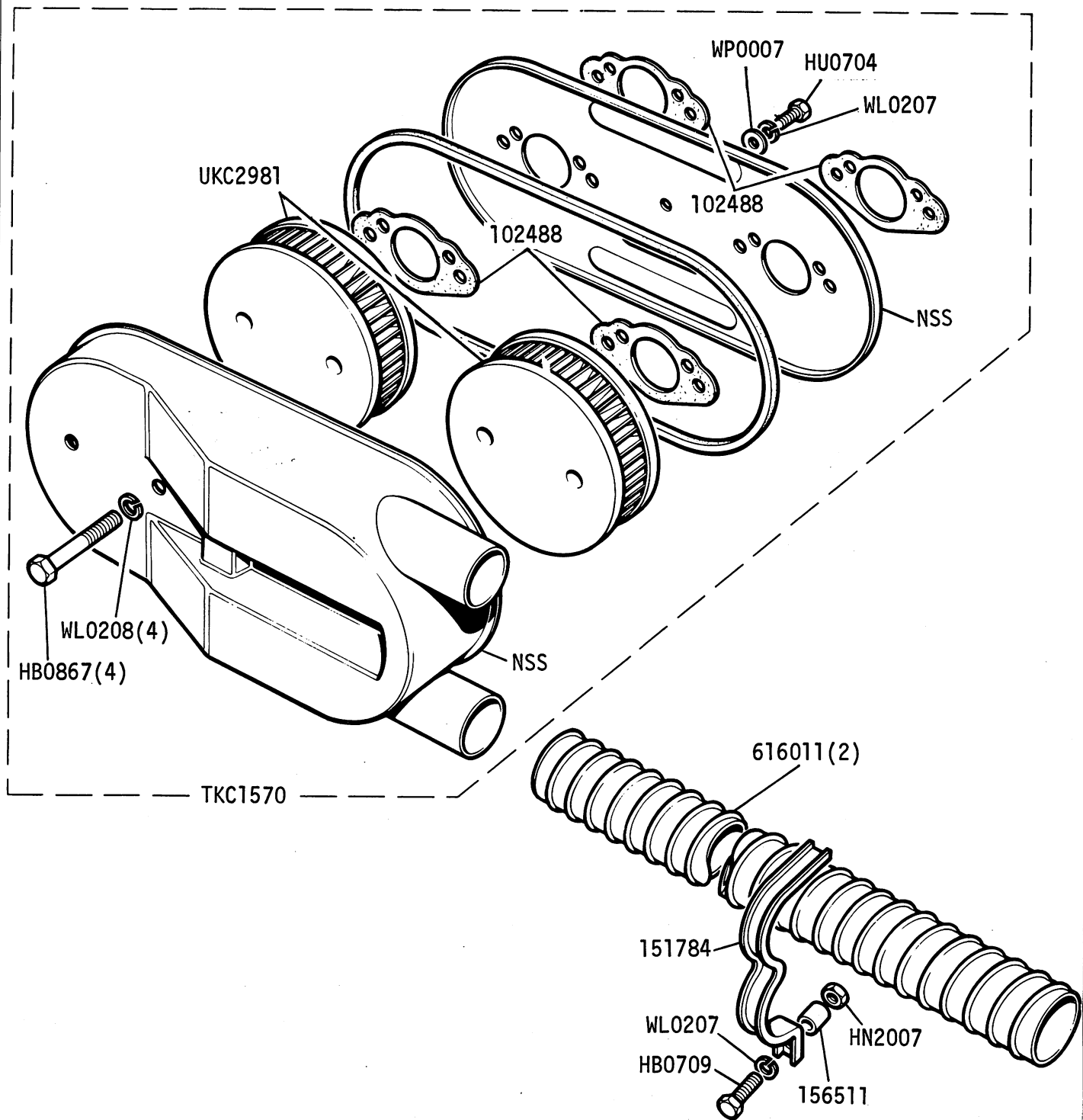
1500cc TWIN CARB ENGINE - Air Cleaner fitted up to Engine No



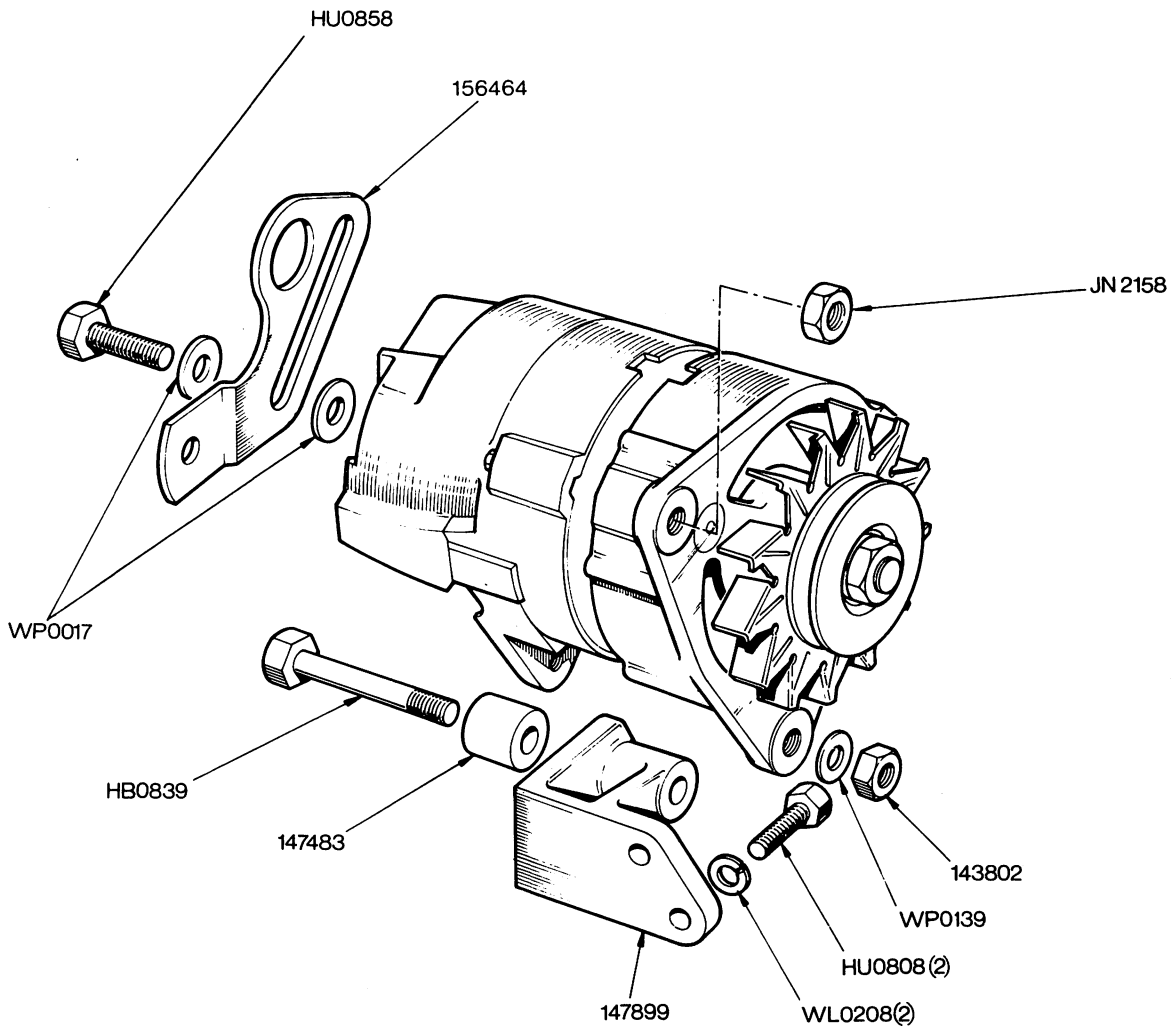
NOTE

217822 Air Cleaner and Silencer Assembly 1off
 (Comprising items indicated +)

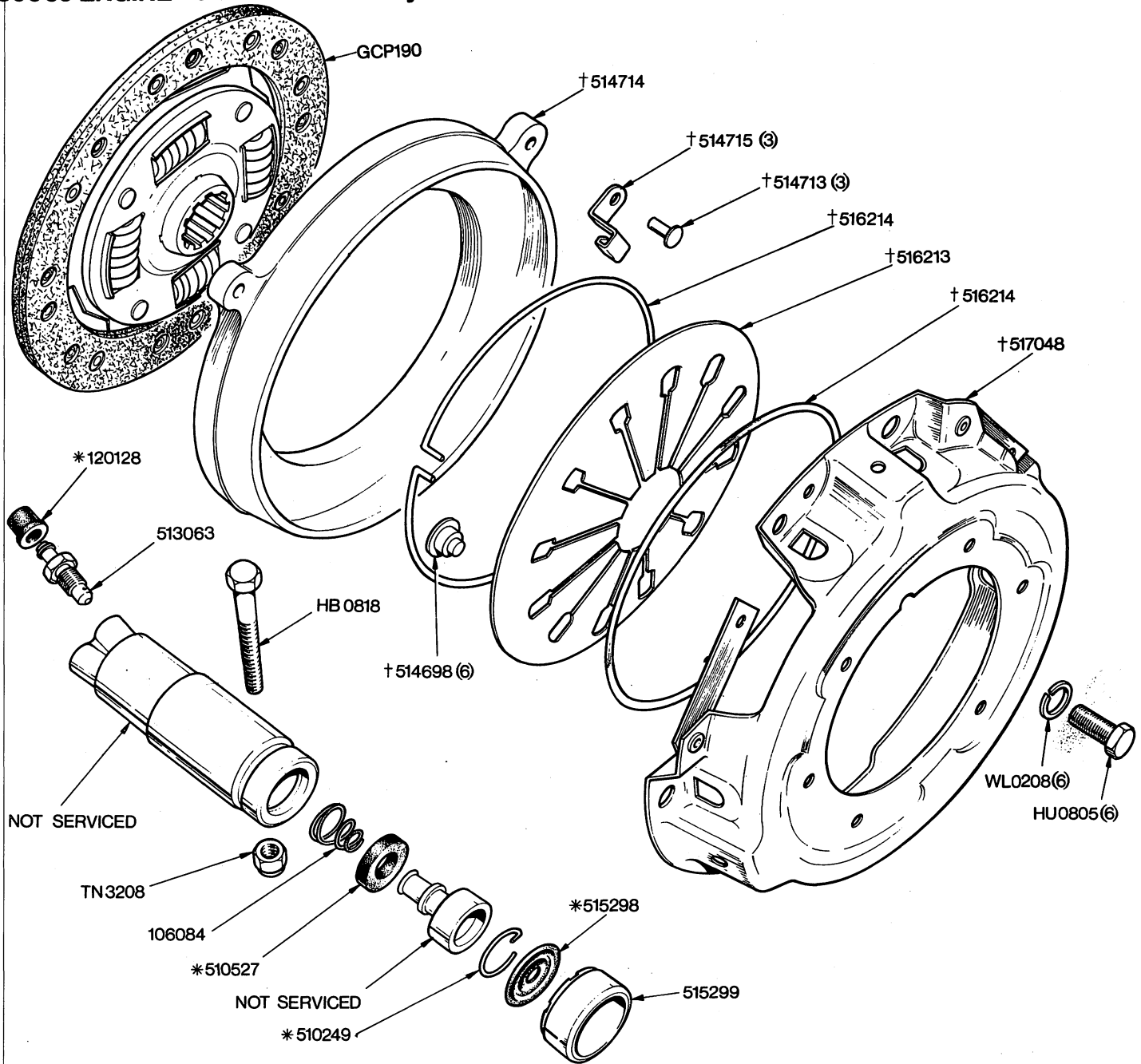
ENGINE - Air Cleaner fitted from Engine No.



1500cc ENGINE - Alternator Mounting



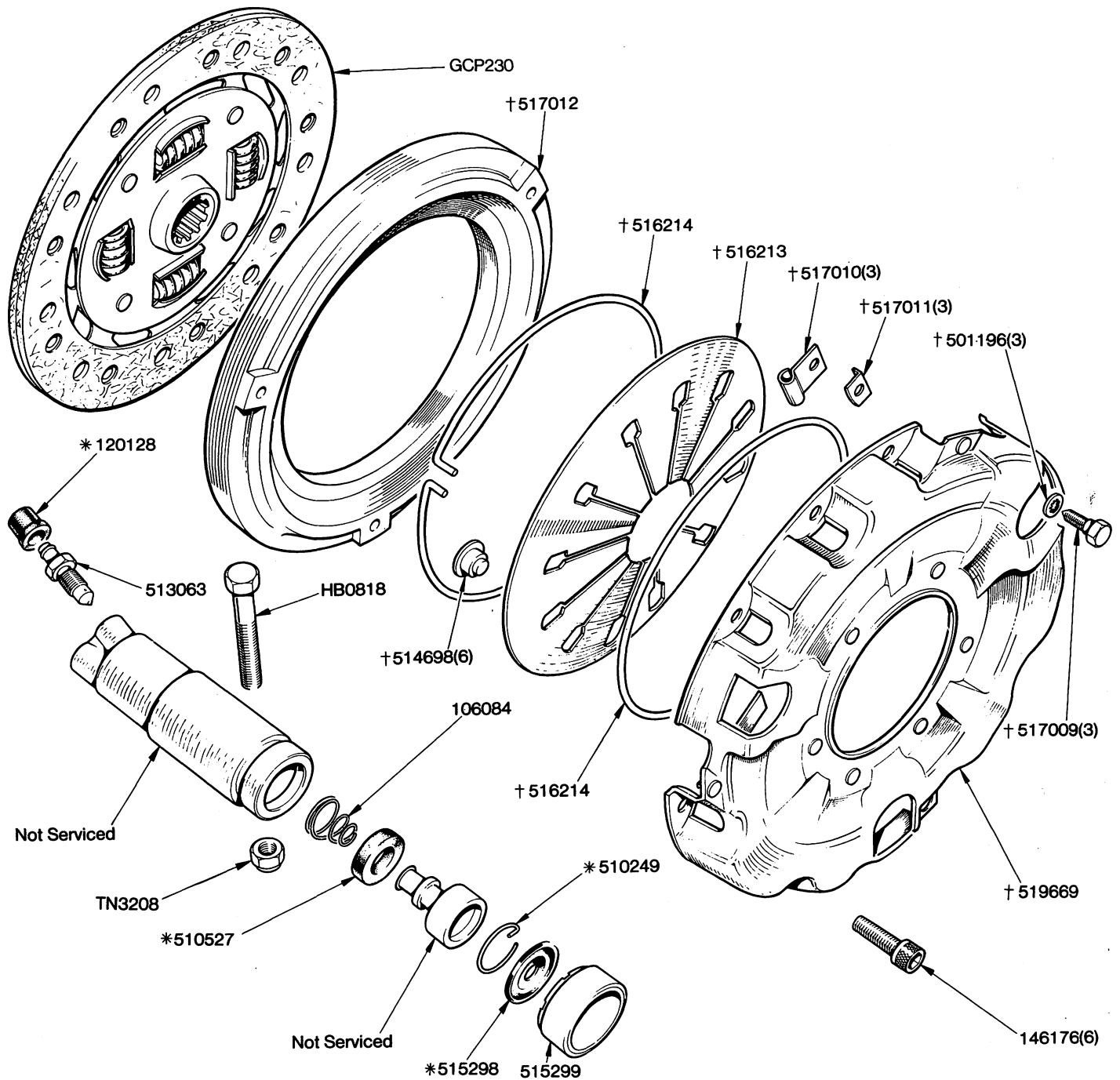
1300cc ENGINE - Clutch and Slave Cylinder



NOTE

GCC134	Clutch Cover Assembly	1 off Comprising items marked thus †
519357	Facing Package	
155954	Clutch Slave Cylinder	
515297	Service Kit (Slave Cylinder)	1 off Comprising items marked thus *

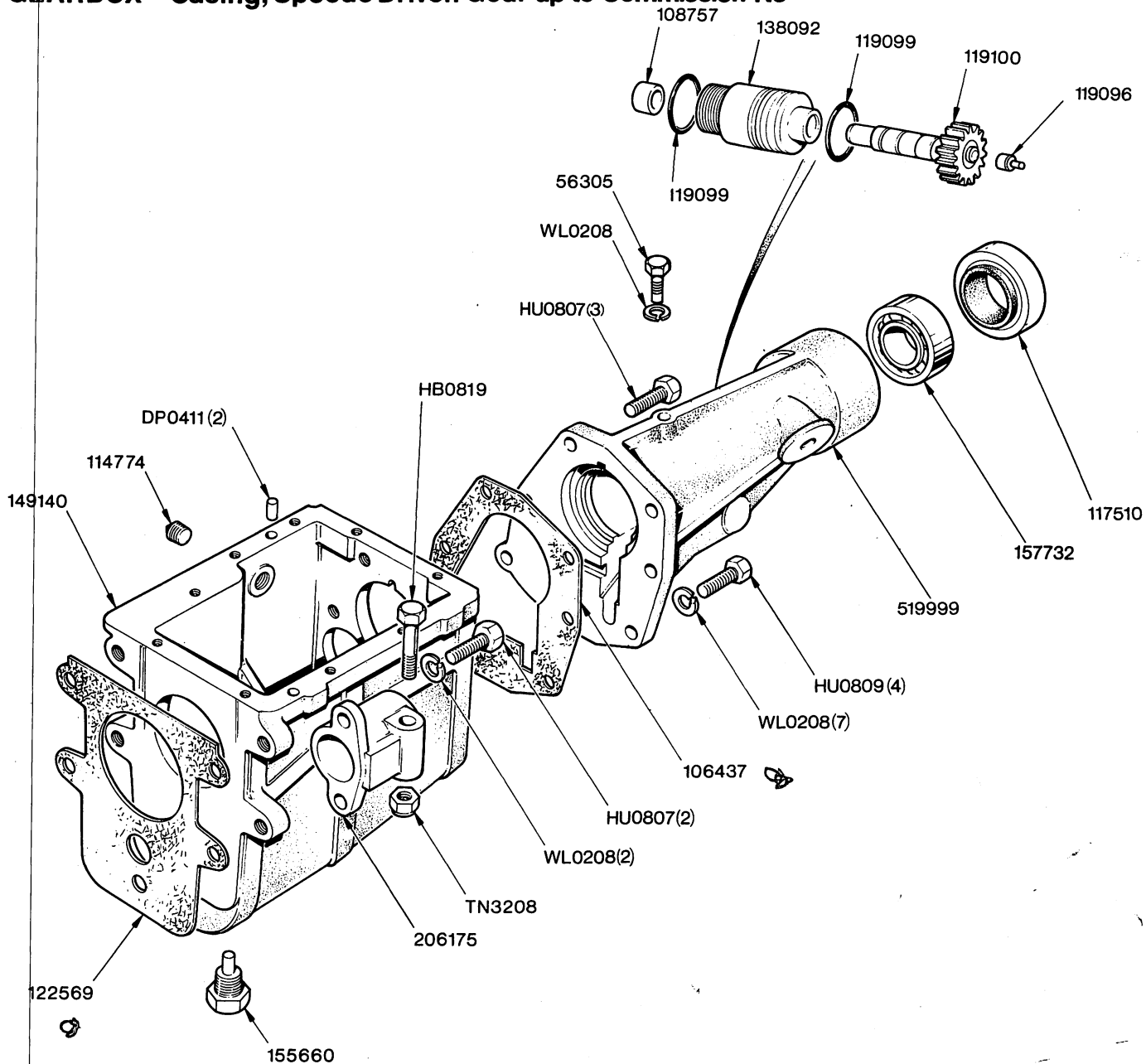
1500cc ENGINE - Clutch and Slave Cylinder



NOTE

214538	Clutch Cover Assembly (Comprising items marked thus †)	1 off
519358	Facing Package, driven plate	1 off
155954	Clutch Slave Cylinder Assembly	1 off
515297	Service Kit (slave cylinder) (Comprising items marked thus *)	1 off

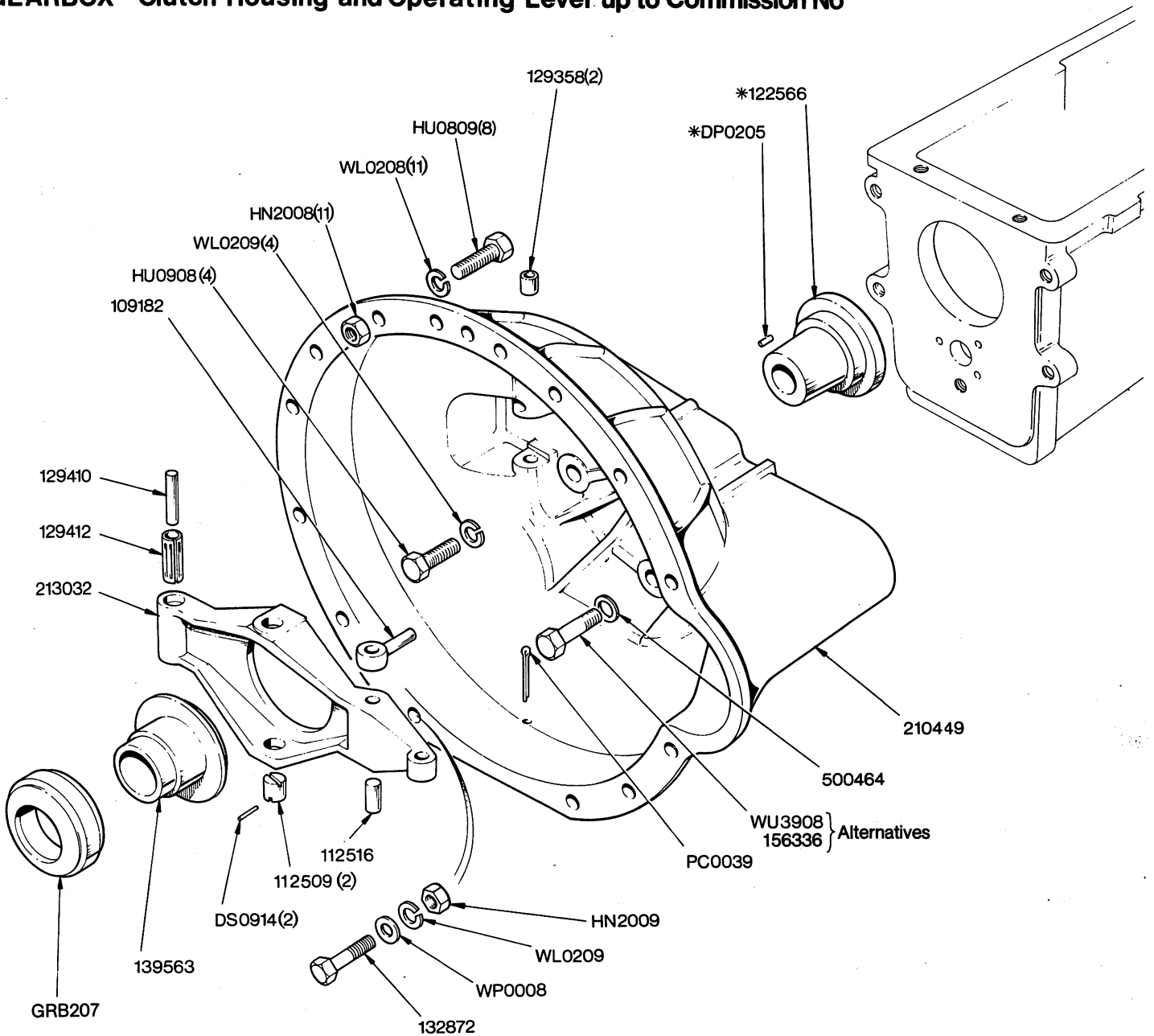
GEARBOX— Casing, Speedo Driven Gear up to Commission No



NOTE		
520426	GEARBOX ASSEMBLY (less top cover extension and hand lever assembly)	1 OFF
521069	GEARBOX ASSEMBLY (RECONDITIONED UNIT) (less top cover extension and hand lever assembly)	1 OFF

520426

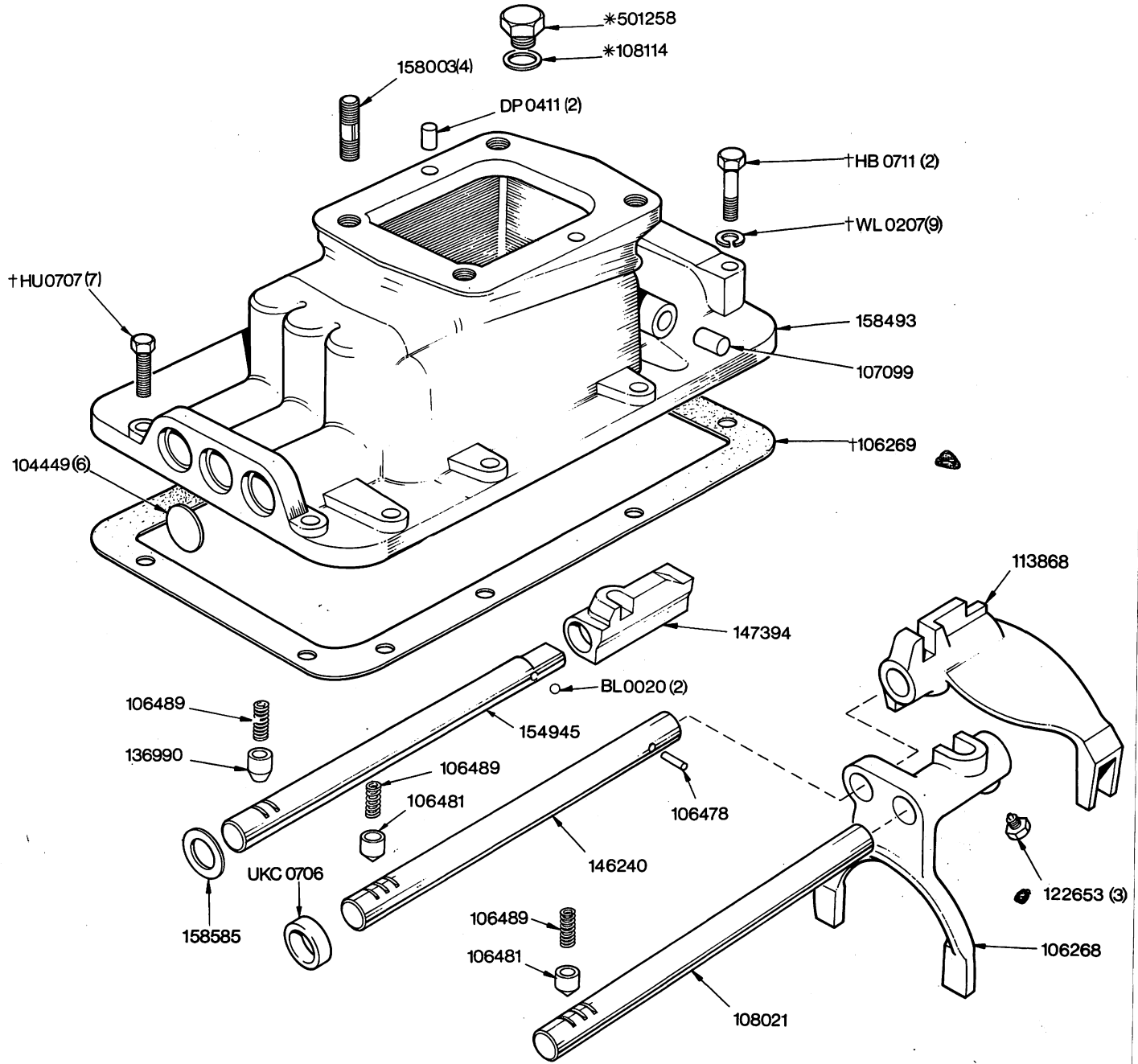
GEARBOX- Clutch Housing and Operating Lever up to Commission No



NOTE

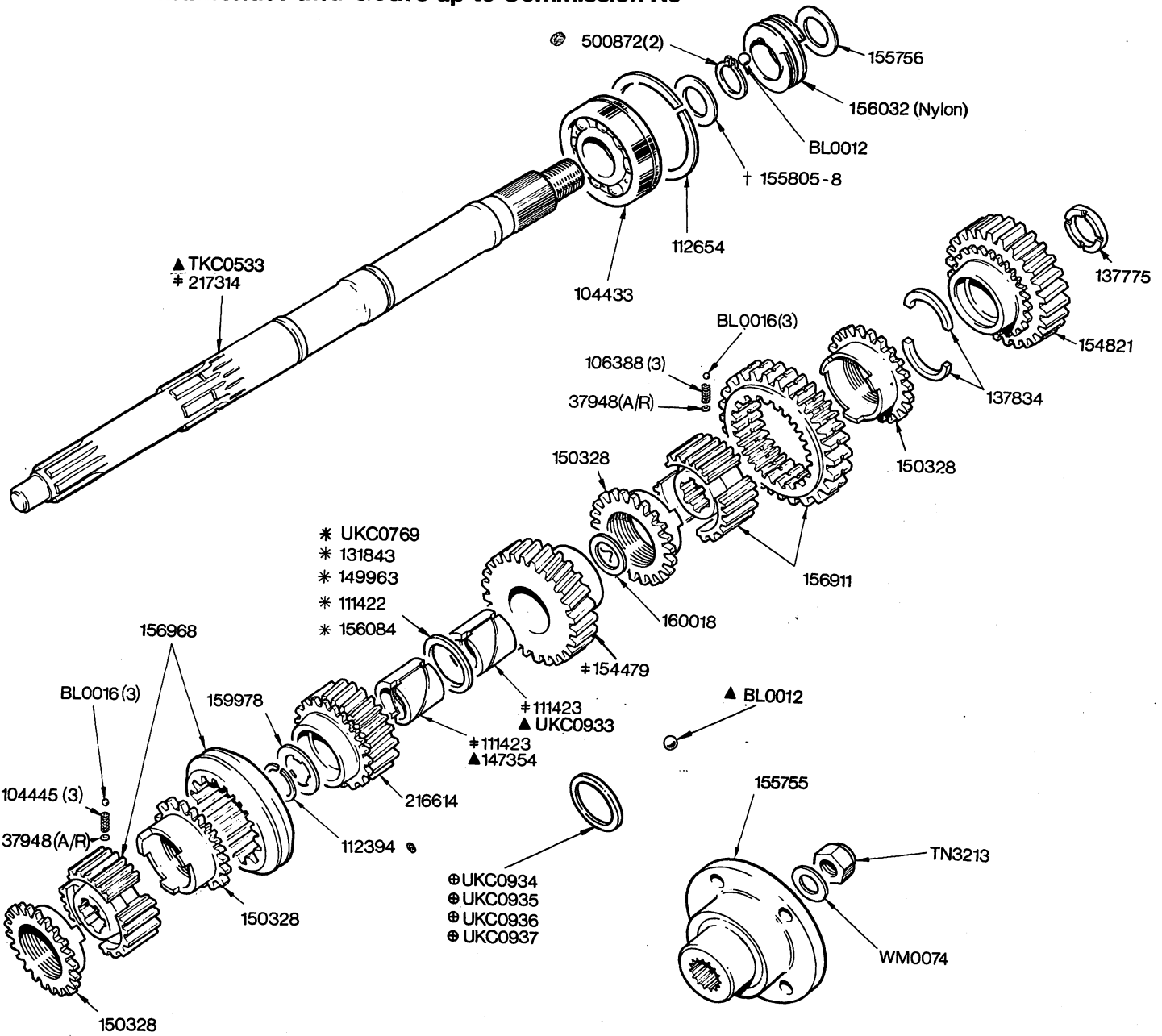
*Part of Clutch Housing Assembly 210449

GEARBOX - Top Cover and Selectors up to Commission No



NOTE
 520429 TOP COVER ASSEMBLY 1off
 (Comprising all items on this plate except those marked thus †)
 * Not required when reverse light is fitted

GEARBOX - Mainshaft and Gears up to Commission No



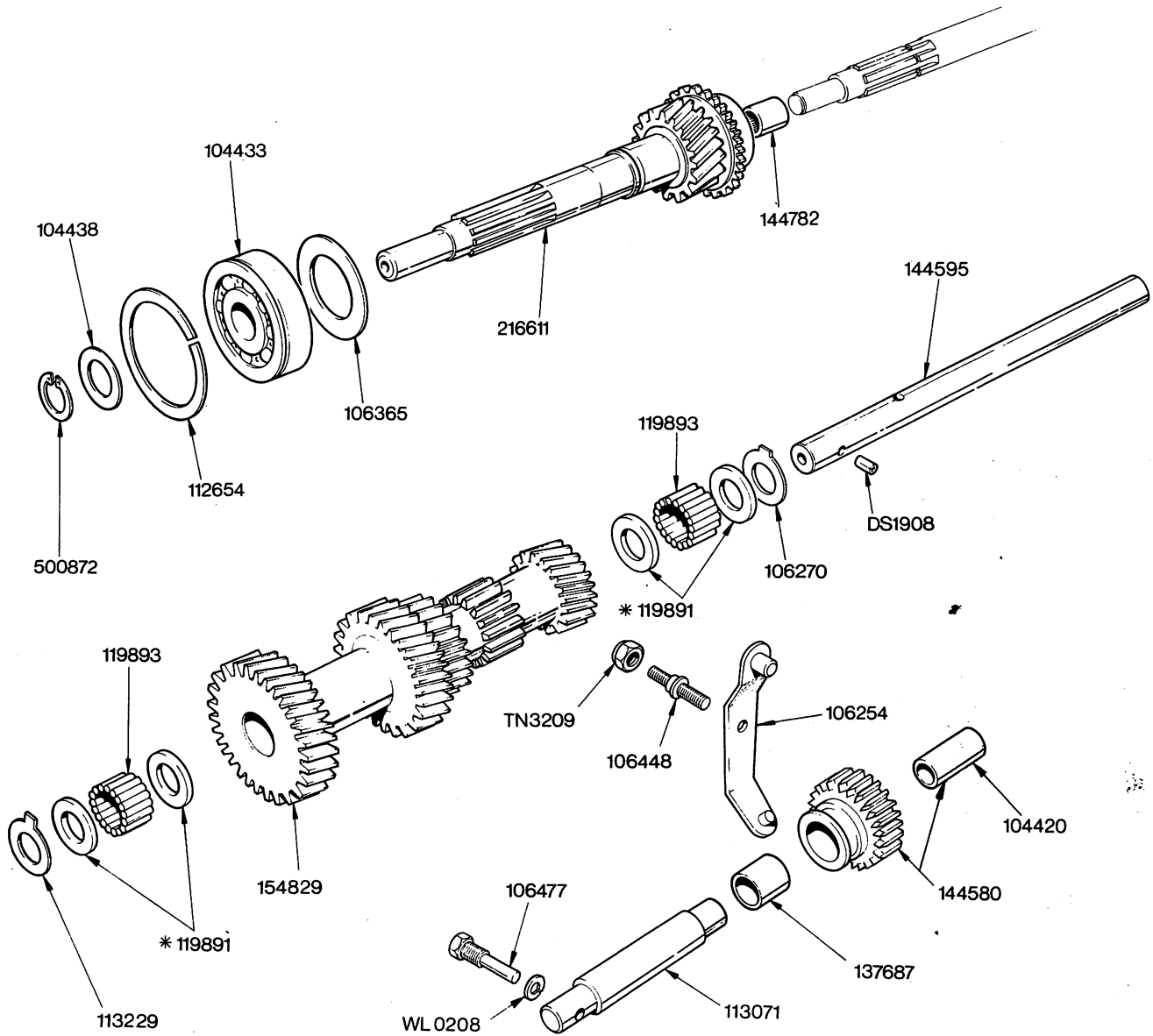
NOTE

- † 155805 Washer (.119"/.121") A/R
- † 155806 Washer (.122"/.124") A/R
- † 155807 Washer (.125"/.127") A/R
- † 155808 Washer (.128"/.130") A/R
- * 111422 Washer Thrust (.152"/.154")
- * 149963 Washer Thrust (.1565"/.1585")
- * 131843 Washer Thrust (.161"/.163")
- * 156084 Washer Thrust (.165"/.167")
- * UKC0769 Washer Thrust (.169"/.171")

Up to

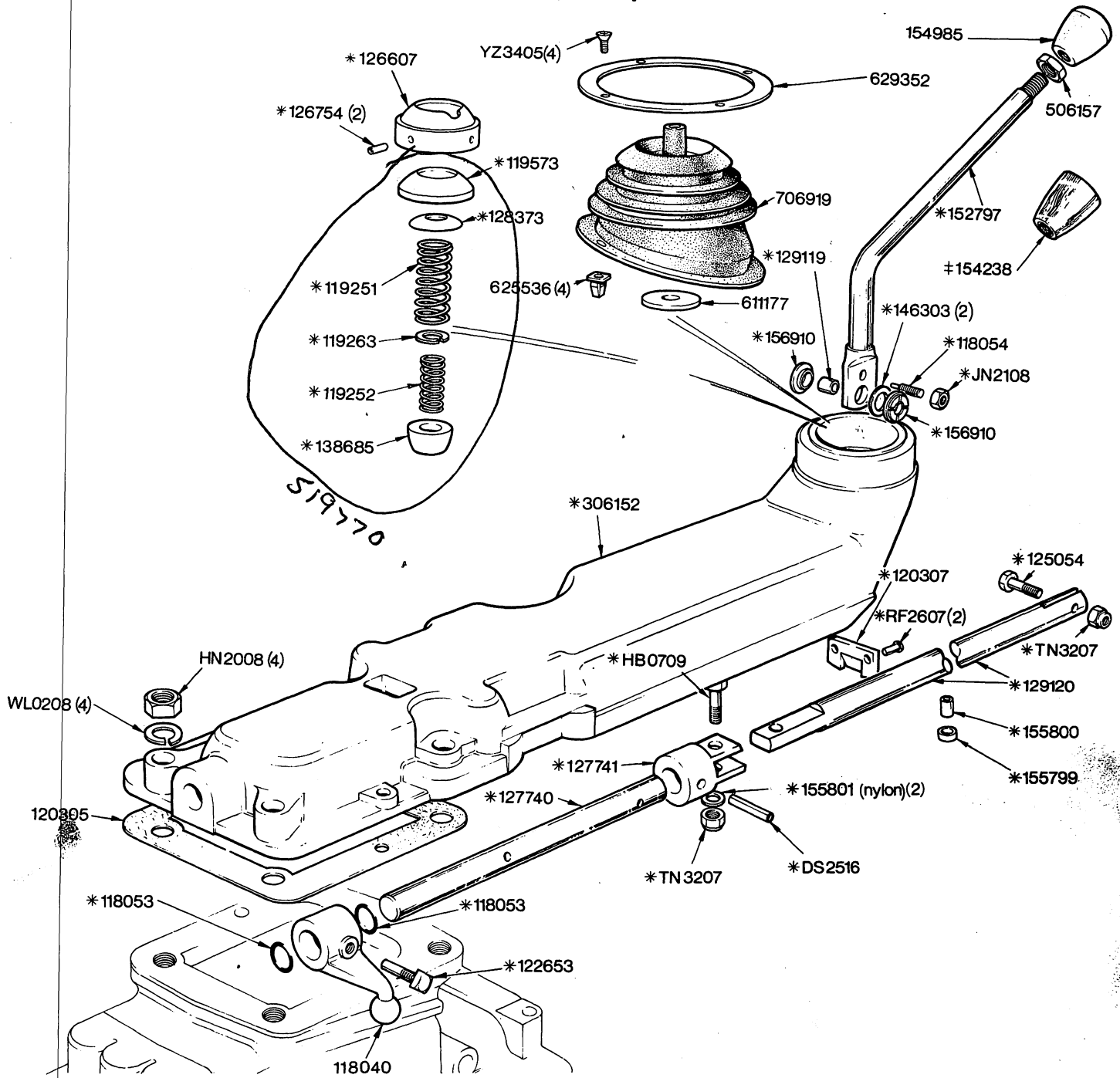
- ⊕ UKC0934 Washer Thrust (.198"/.200")
 - ⊕ UKC0935 Washer Thrust (.201"/.203")
 - ⊕ UKC0936 Washer Thrust (.204"/.206")
 - ⊕ UKC0937 Washer Thrust (.207"/.209")
- From
- ‡ Up to only
 - ‡ From onwards

**GEARBOX - Constant Pinion, Countershaft and Reverse Shaft Gears
fitted up to Commission No**



NOTE
* Part of Cluster Assembly 154829

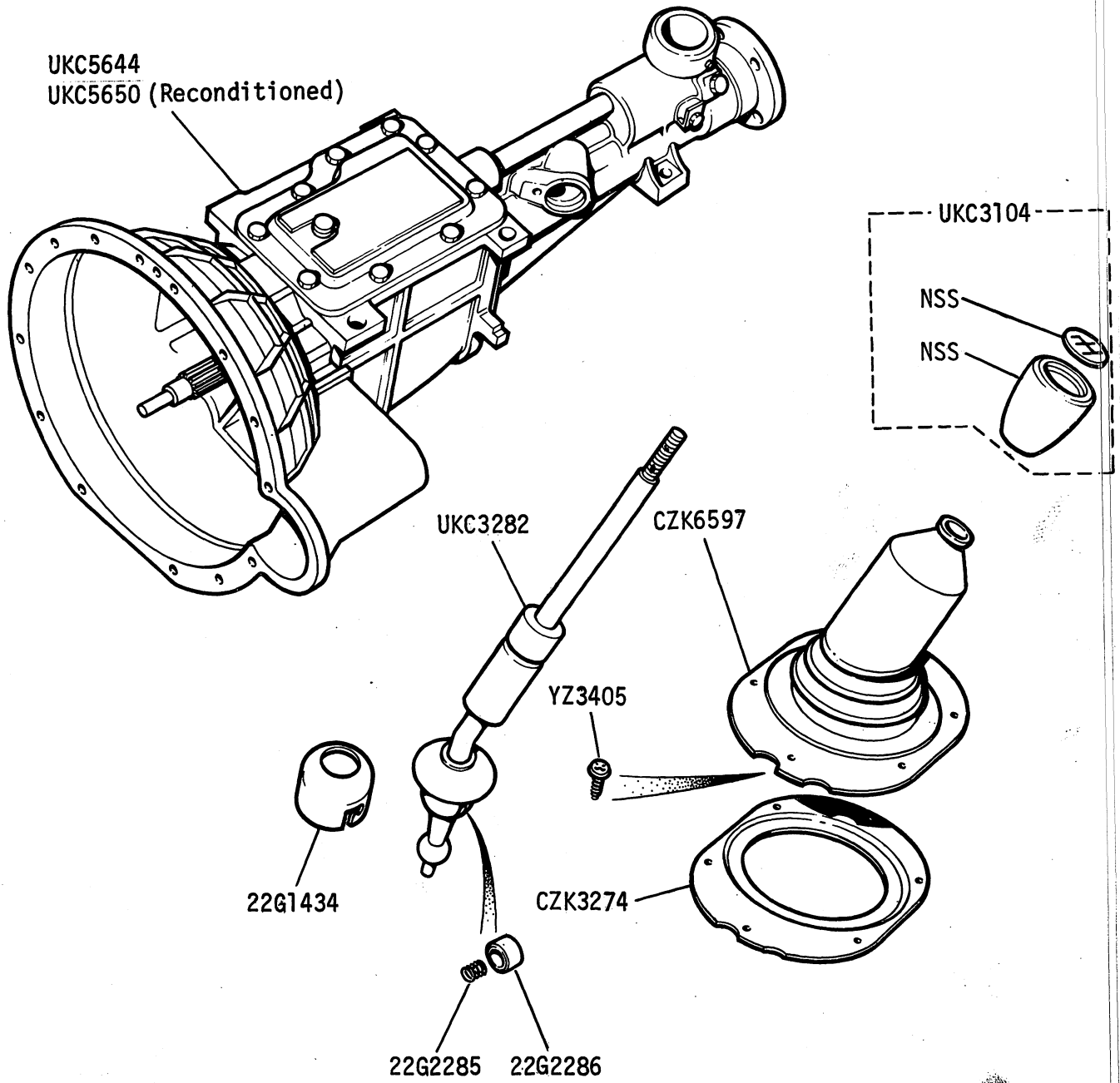
GEARBOX - Top Cover Extension, Hand Lever, etc. up to Commission No



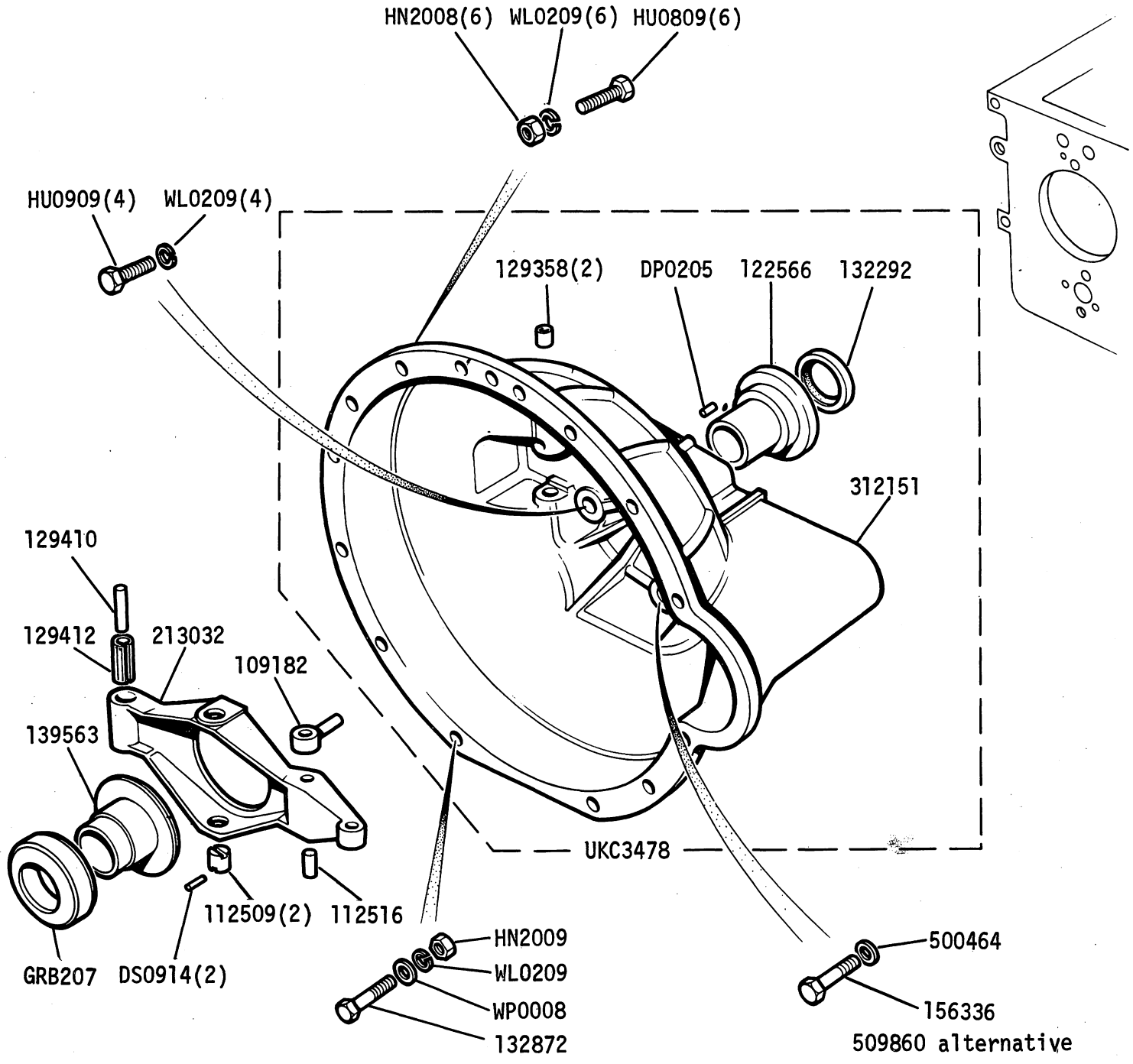
NOTE
 518879 Top Cover Extension and Hand Lever Assembly 1 off
 (Comprising items indicated *)

‡ Special order only

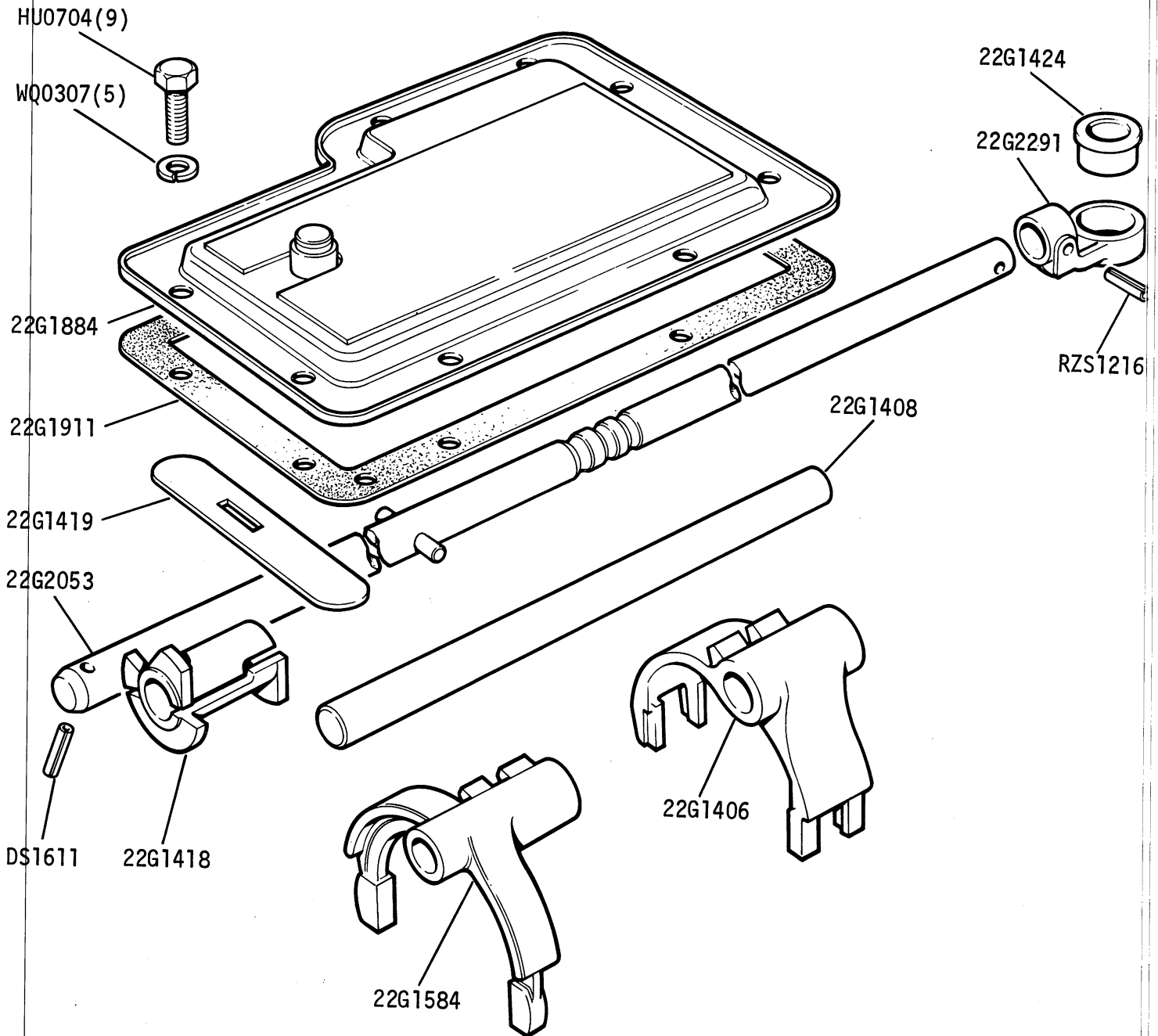
GEARBOX ASSEMBLY - Gear Lever fitted from Commission No. ADH20,001 ADF100,001



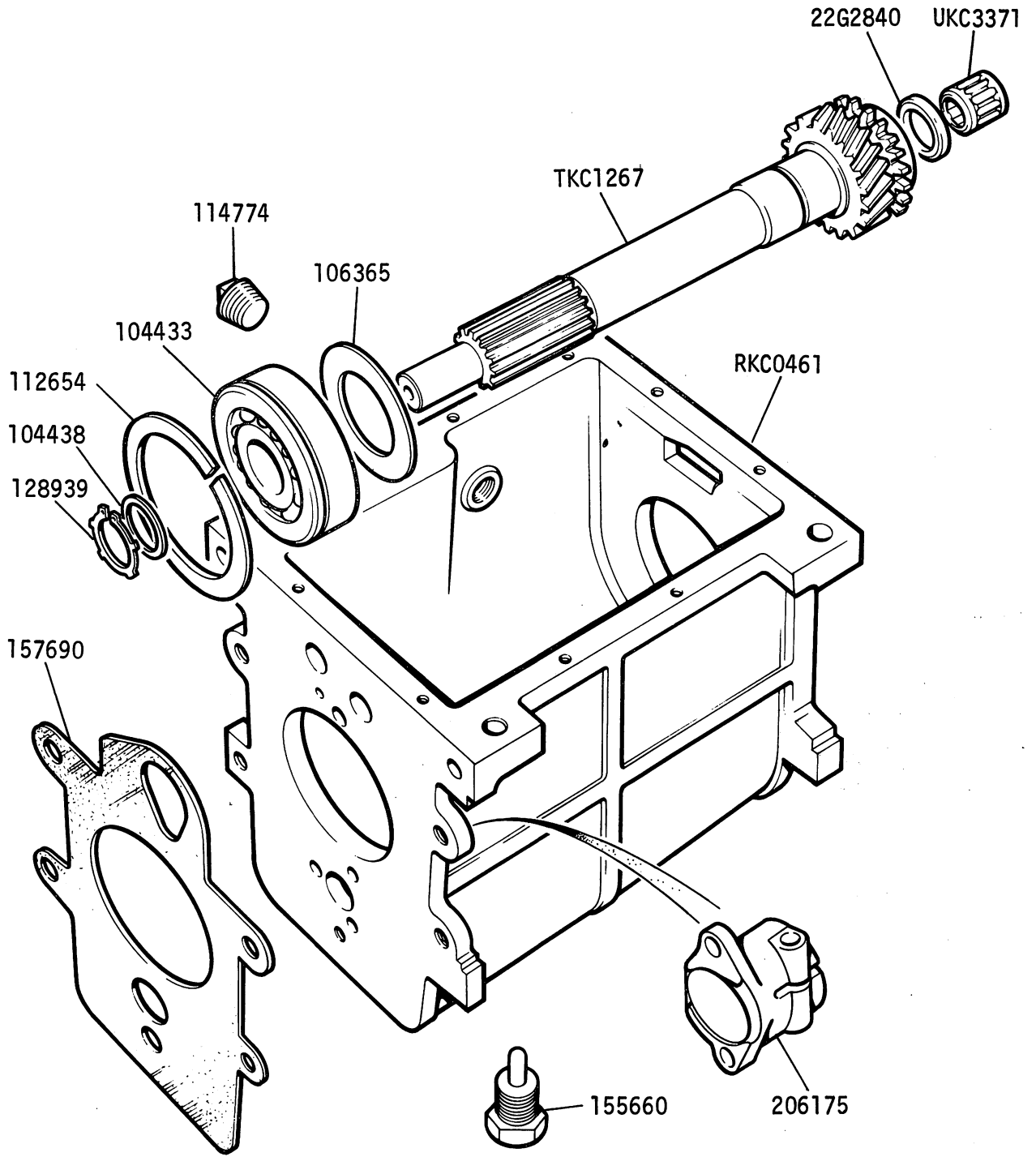
GEARBOX - Clutch Housing and Operating Lever fitted from Commission No. ADH20,001
ADF100,001



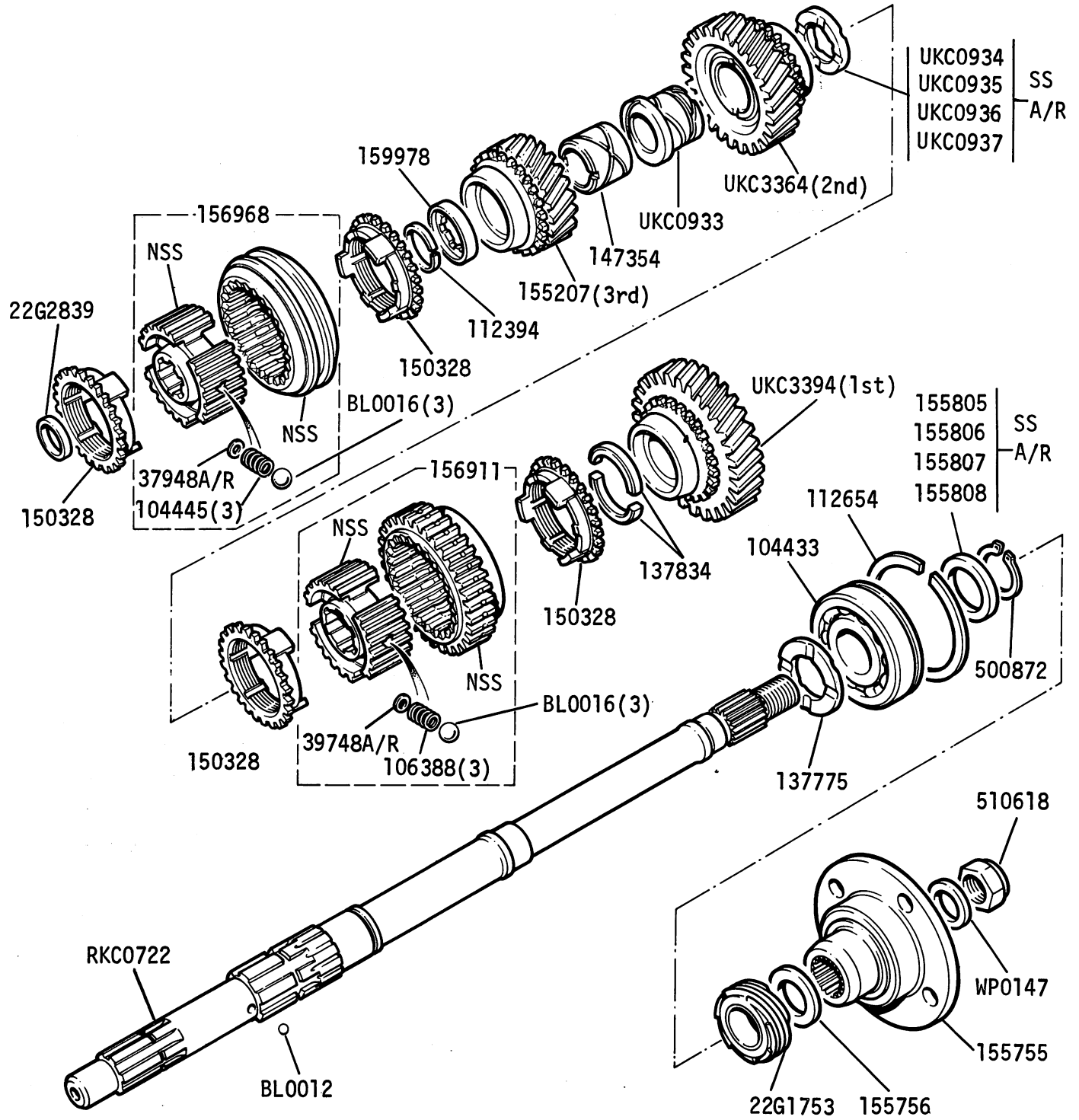
GEARBOX - Top Cover, Selector Shaft and Forks fitted from Commission No. ADH20,001
ADF100,001



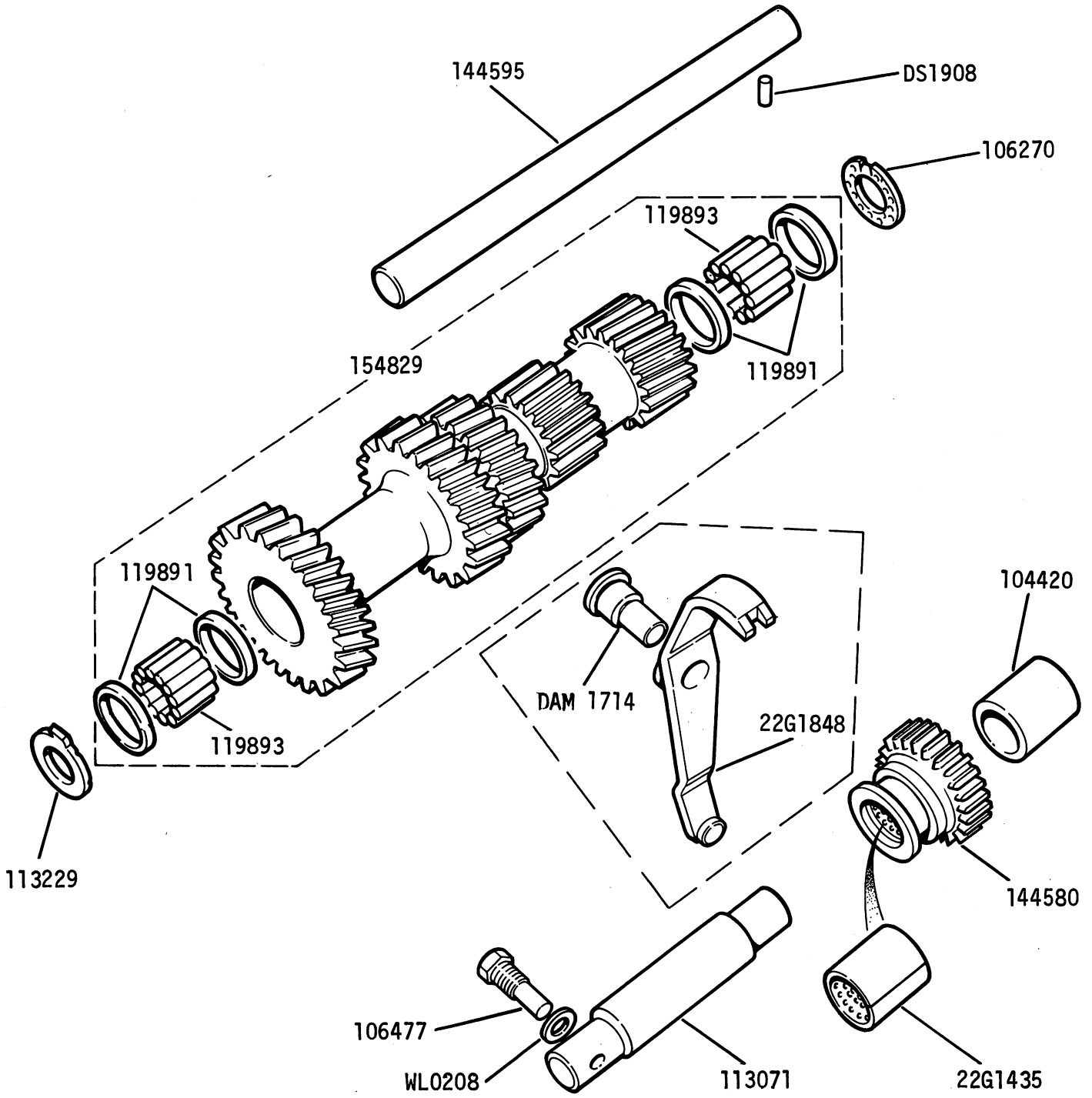
GEARBOX CASE AND CONSTANT PINION SHAFT fitted from Commission No. ADH20,001 ADF100,001



GEARBOX - Mainshaft and Gears fitted from Commission No. ADH20,001 ADF100,001



GEARBOX - Countershaft and Reverse Idler Details Fitted from Commission No. ADH20,001
ADF100,001



RTC2015 Rev Operation lever and Pin kit
DAM1714 Rev Operation Lever Pin

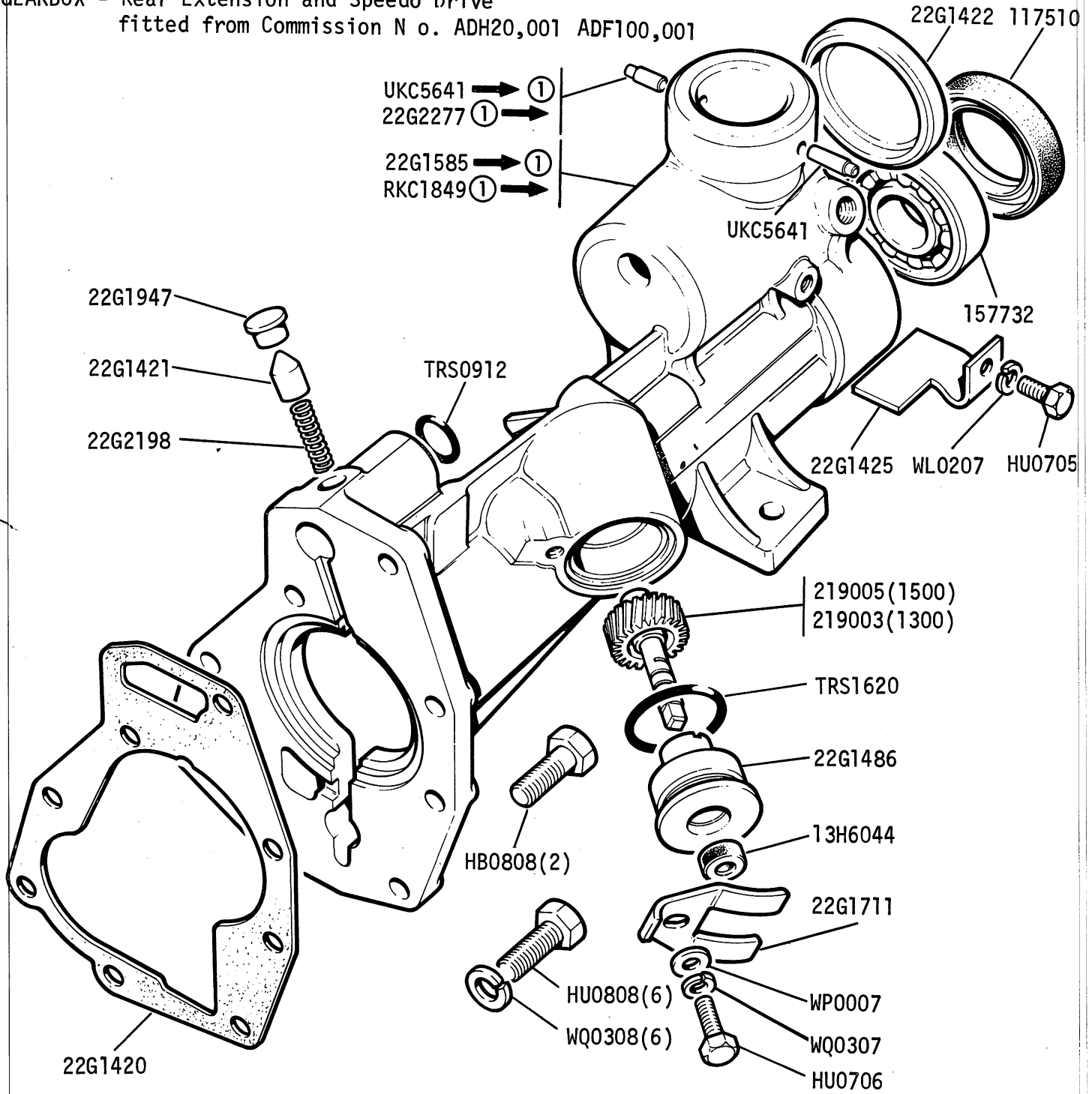


TOLEDO 1973

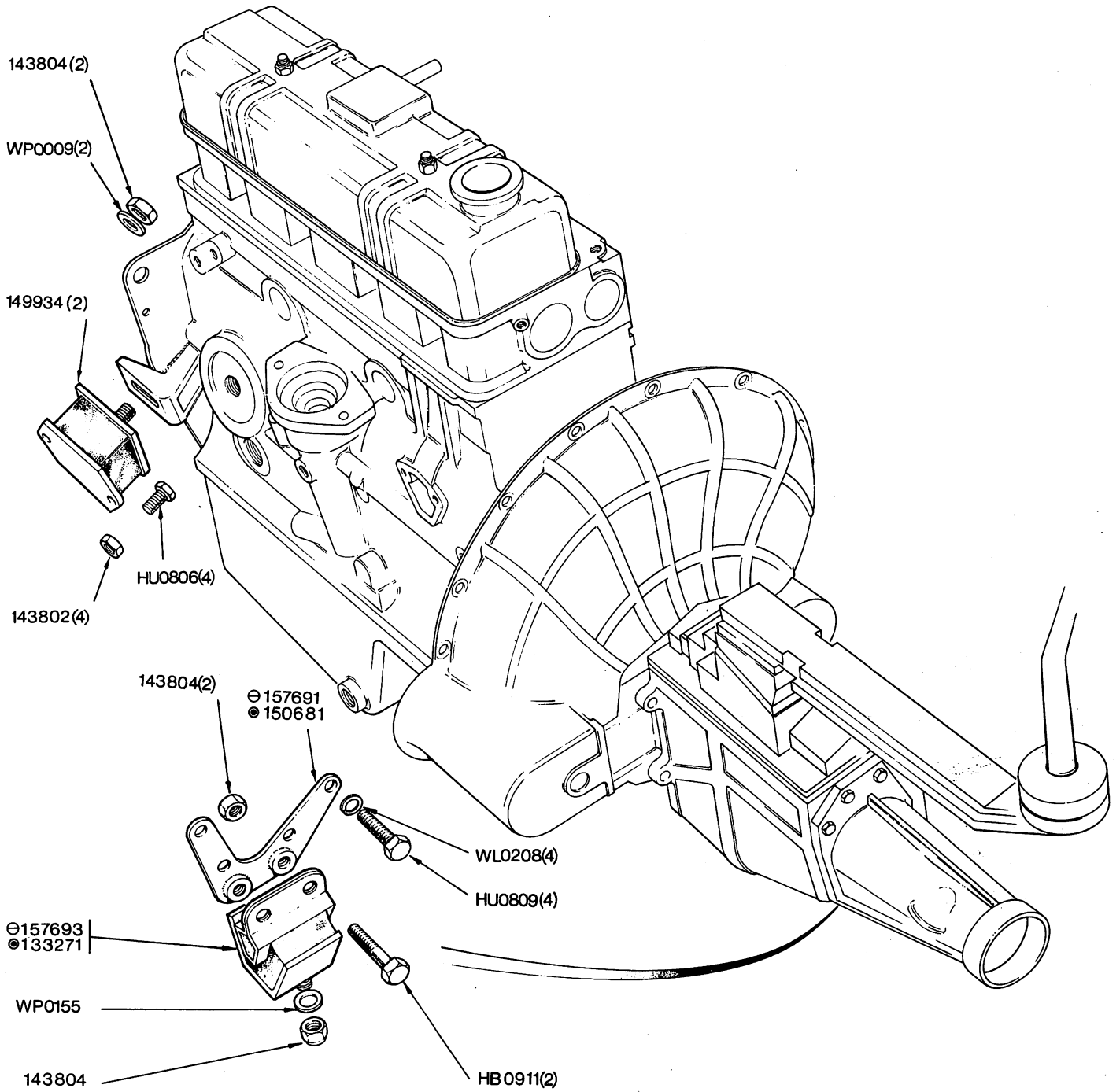
24-61

B5155

GEARBOX - Rear Extension and Speedo Drive
 fitted from Commission N o. ADH20,001 ADF100,001

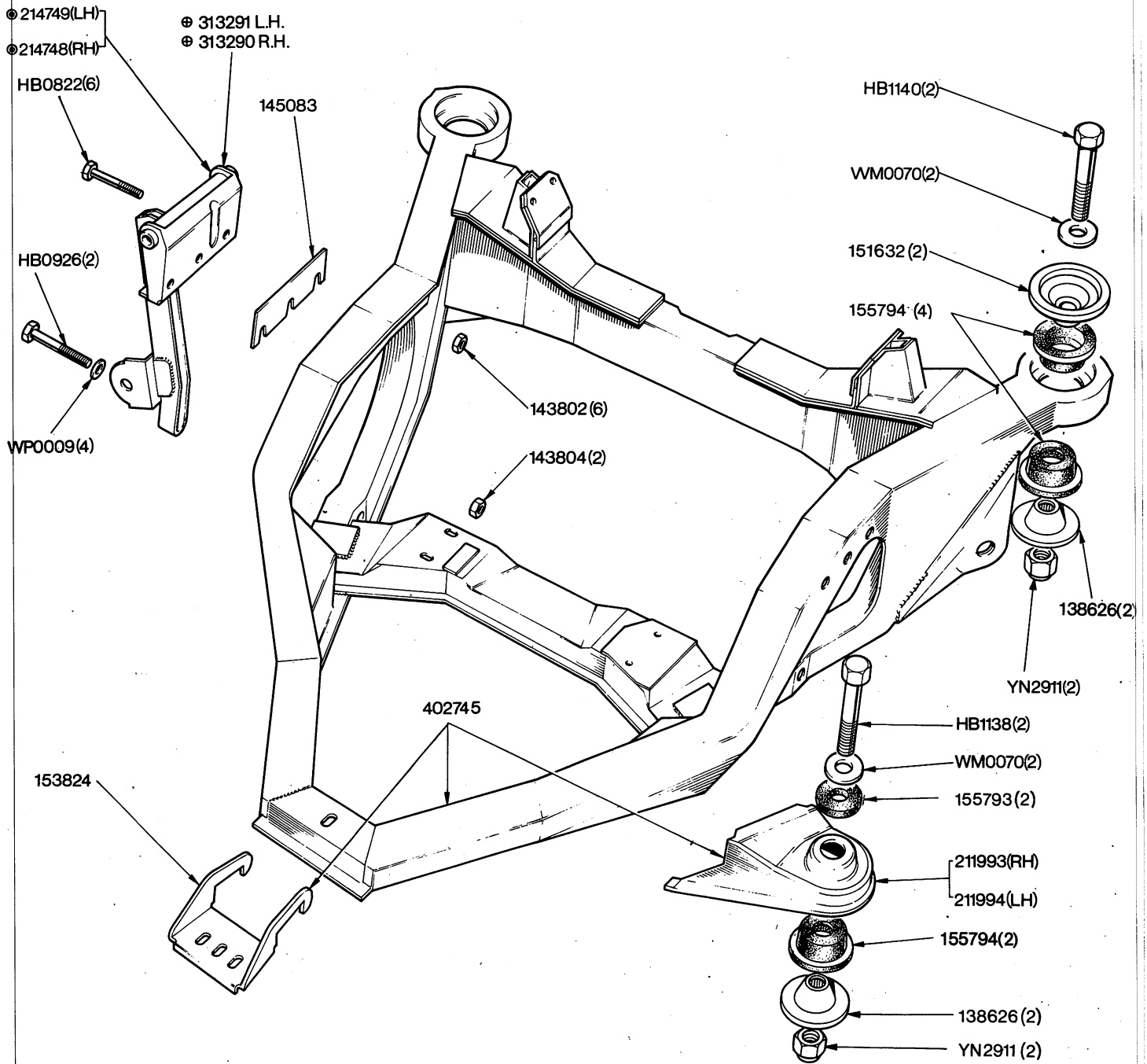


ENGINE MOUNTING



⊖ Up to Commission No
⊖ From Commission No ADH20,001 } with Single Rail Gearbox
ADF100,001

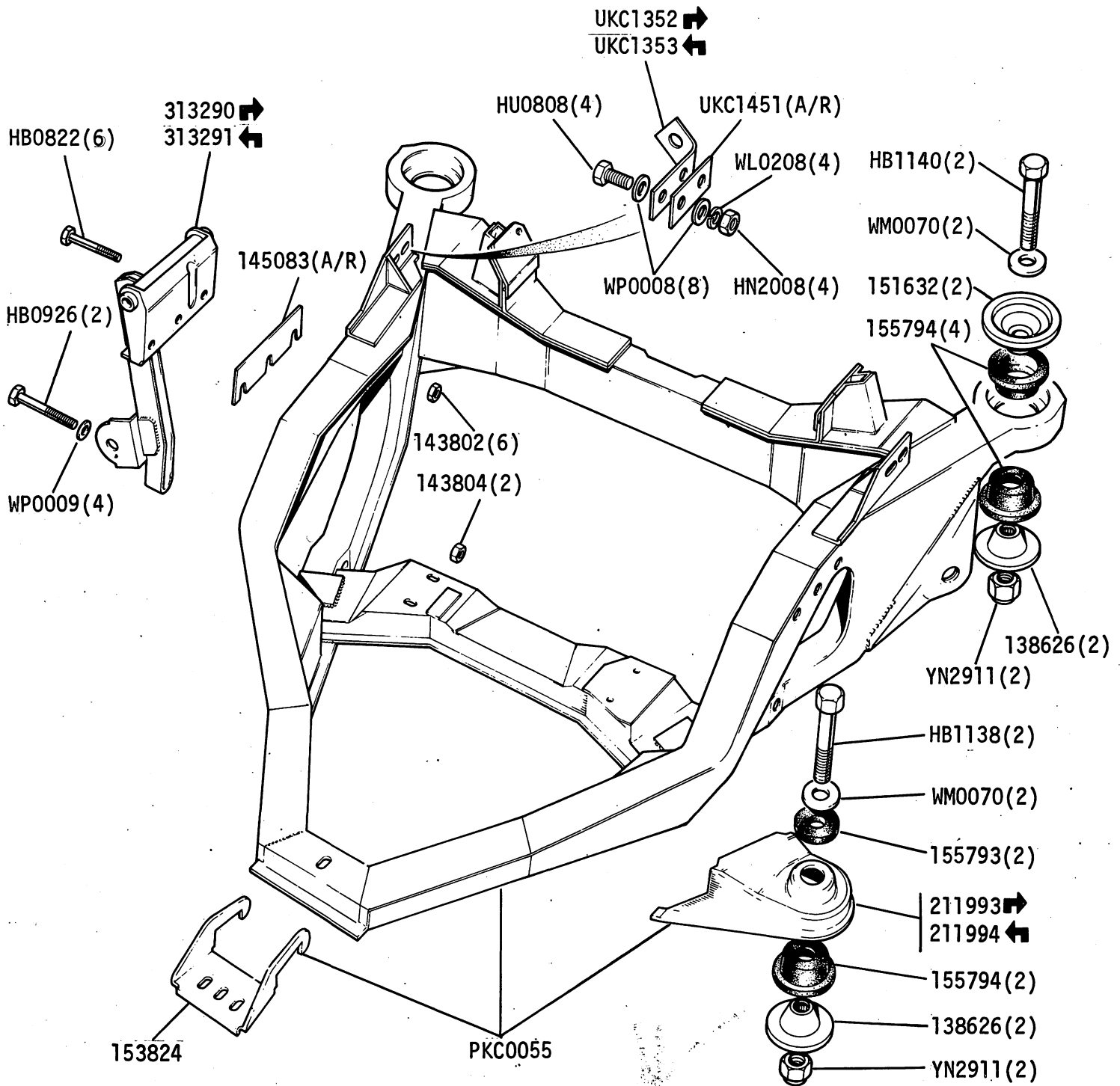
FRONT SUB-FRAME (Fitted up to Commission No. 2 Door ADH8085/4 Door ADF71180 Only)



NOTE

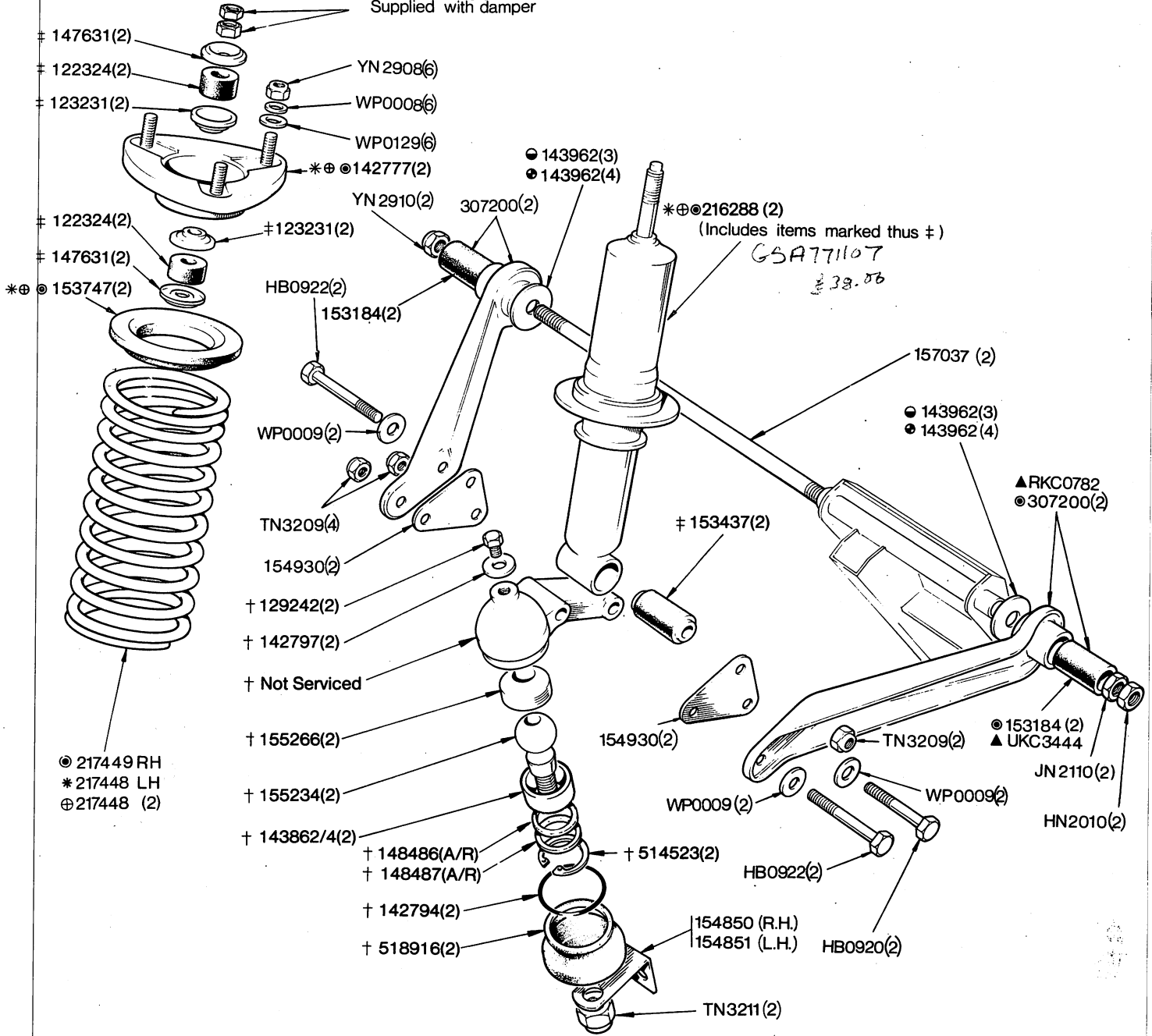
- Up to Commission No. ADH3278, ADF57824, ADS10228 only
- From Commission No. ADH3279, ADF57825, ADS10229 onwards

FRONT SUB-FRAME (fitted from Commission No. 2 Door ADA8086 4 Door ADF71181 onwards)



FRONT SUSPENSION - Damper Strut, Upper Wishbone Arm and Ball Joint

Supplied with damper

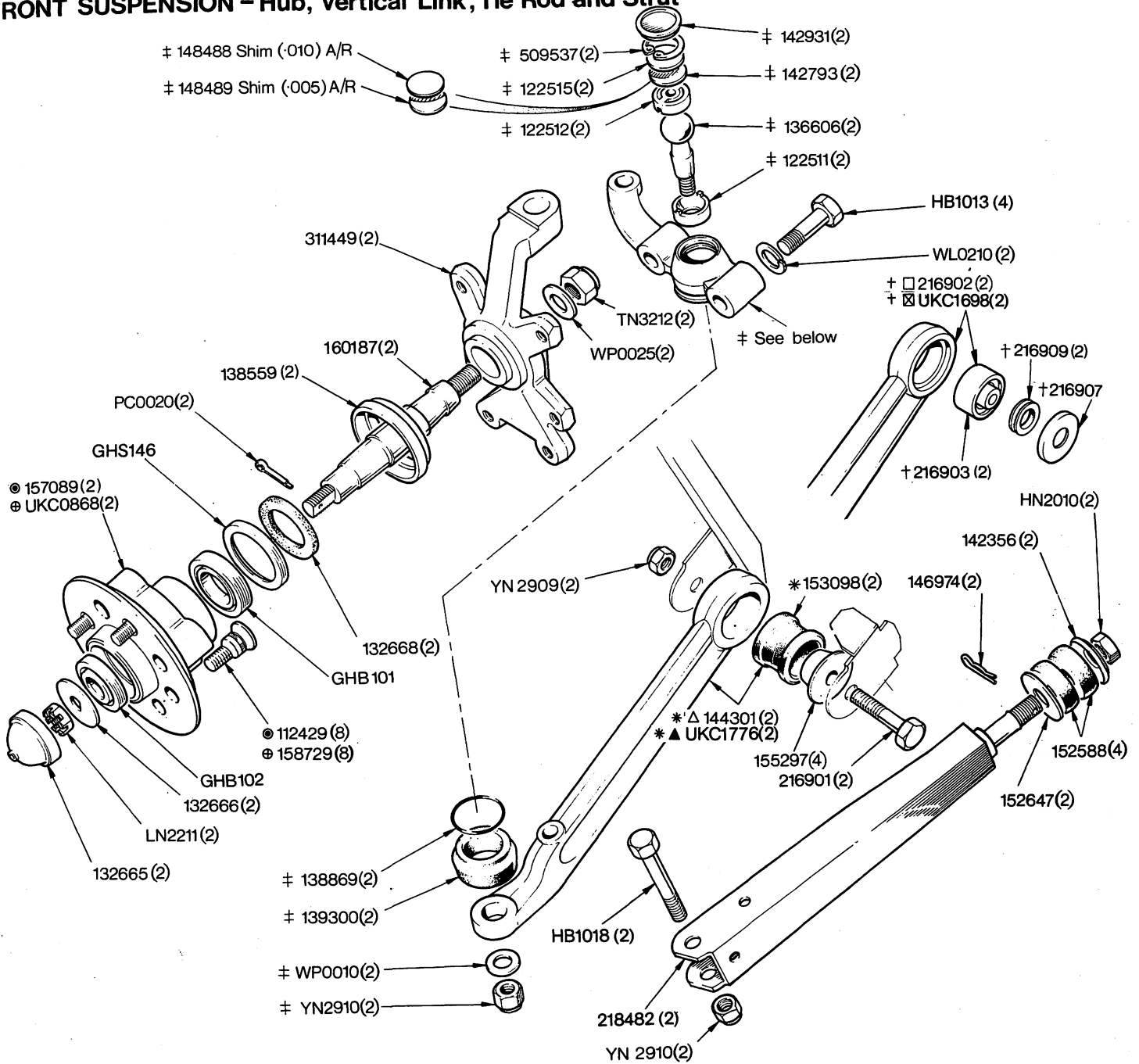


⊙ 217449 RH
 * 217448 LH
 ⊕ 217448 (2)

* ⊕ ⊕ 216288 (2)
 (Includes items marked thus †)
 GSA77107
 38.06

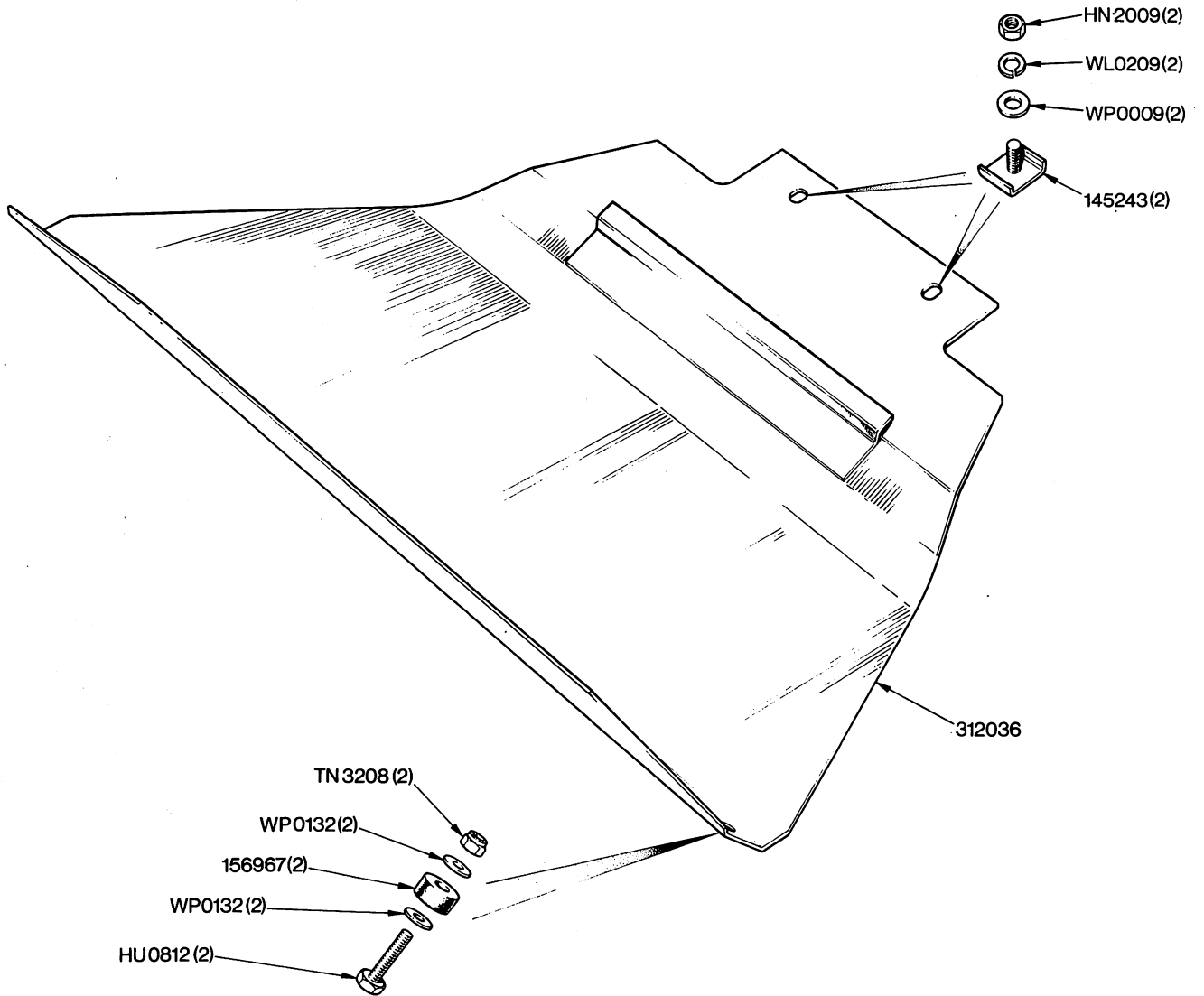
NOTE			
217513	Front Spring and Damper R.H.S. (Comprising details indicated ⊕)	2 off	
217512	Front Spring and Damper L.H.S. (R.H.) (Comprising details indicated ⊙)	1 off	
217513	Front Spring and Damper L.H.S. (L.H.) (Comprising details indicated *)	1 off	
216900	Upper Wishbone Joint Assembly Comprising items marked thus †		
⊙	Fitted up to		
▲	Fitted from		
143862	Socket Lower (-407/-404)	2 off	
143863	Socket Lower (-403/-400)	2 off	
143864	Socket Lower (-399/-396)	2 off	
⊙	Up to Commission No.	only	
⊙	From Commission No.	onwards	
TKC.0903	Vertical Link and Hub Assembly RH		From Commission No.
TKC.0902	Vertical Link and Hub Assembly LH		onwards
520051	Vertical Link and Hub Assembly R.H.	1 off	Up to Commission No.
520052	Vertical Link and Hub Assembly L.H.		only
Comprising:- Vertical Link, Upper Ball Joint, Stub Axle, Hub, Friction Disc and Dust Shield			

FRONT SUSPENSION - Hub, Vertical Link, Tie Rod and Strut



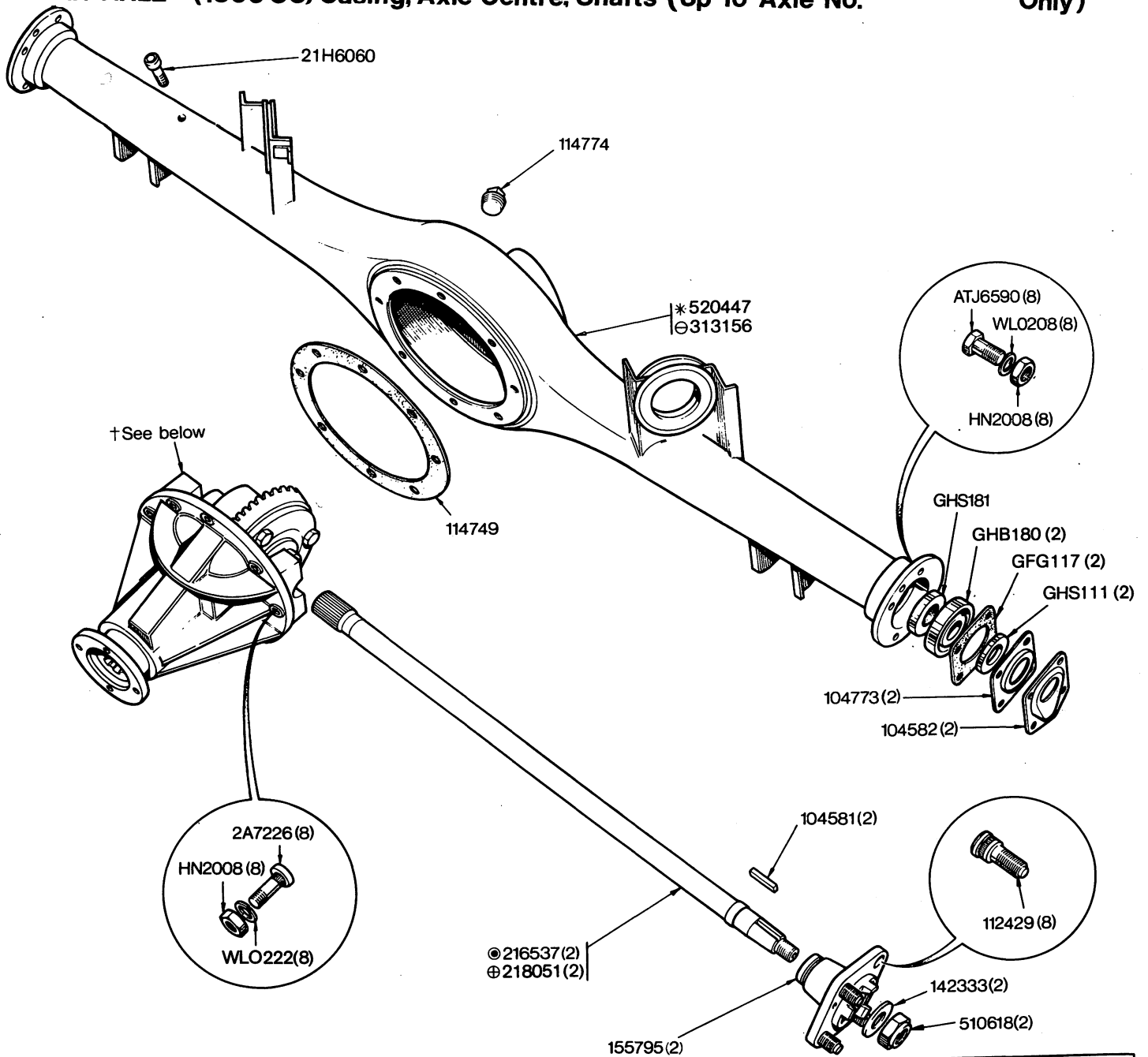
NOTE
 217986 Tie Rod Lever and Ball Joint Assembly R.H. 1off }
 217987 Tie Rod Lever and Ball Joint Assembly L.H. 1off } Alternative to 216896-7 }
 216896 Tie Rod Lever and Ball Joint Assembly R.H. 1off } Alternative to 217986-7 } Comprising items marked thus ‡
 216897 Tie Rod Lever and Ball Joint Assembly L.H. 1off }
 516107 Loctite
 * Normal Fitment □ Up to
 † Tandem Braking and Twin Carb Vehicles only ☒ From
 ● Up to Commission No. only
 ● From Commission No. onwards
 Δ Up to
 ▲ From

SKID PLATE (Special Order)



REAR AXLE - (1300 CC) Casing, Axle Centre, Shafts (Up To Axle No.

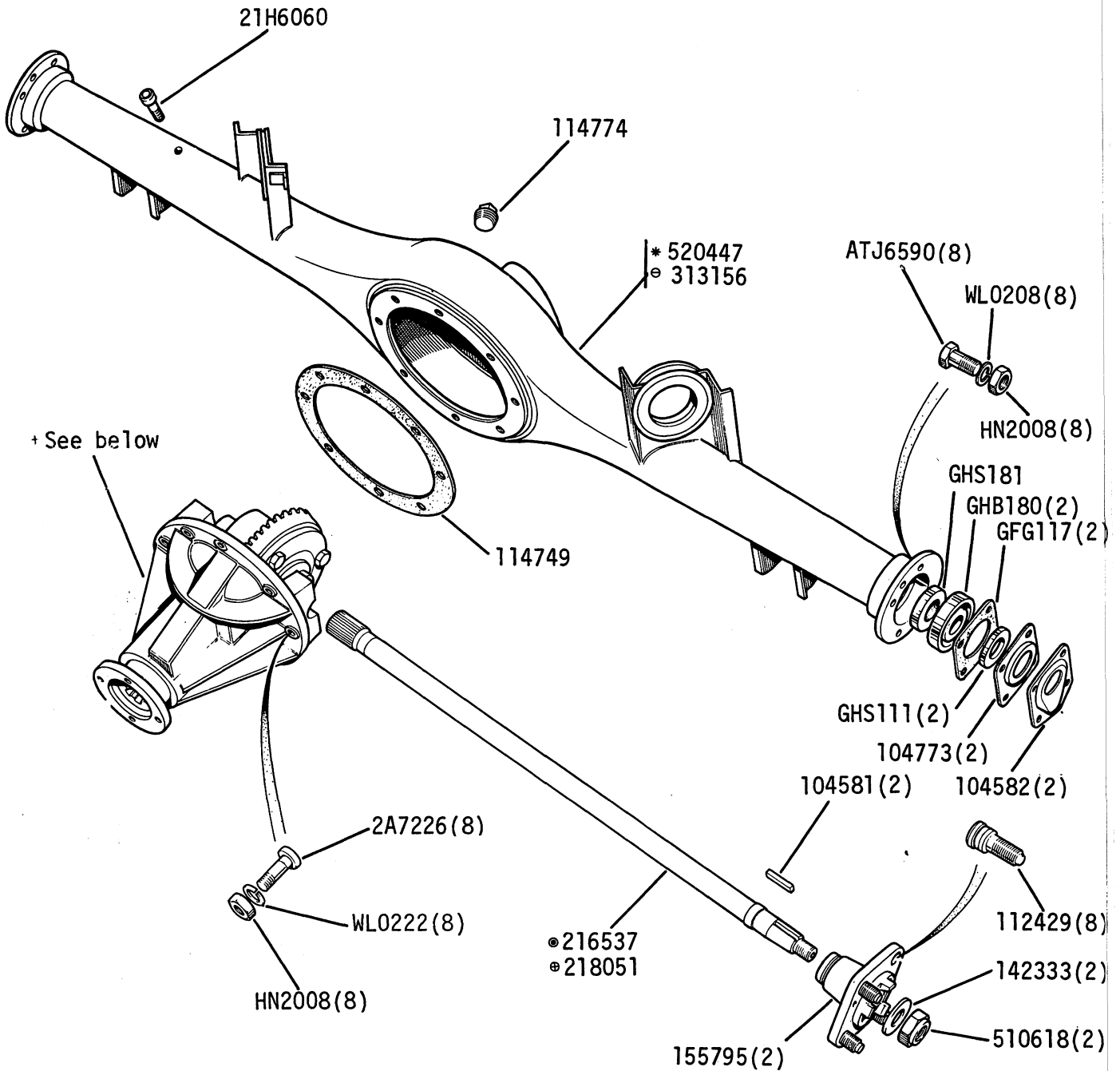
Only)



NOTE

- 519129 Rear Axle Assembly 4.11:1 Ratio
(less shafts hubs and brake units)
- † 217081 Axle Centre (Complete with Gears) 4.11:1 Ratio
- † 519775 Axle Centre (Reconditioned - Complete with Gears) 4.11:1 Ratio
(Comprising details of Plate D3)
- ⊙ Fitted up to Axle No. only
- ⊕ Fitted from Axle No. and future (May be used for all replacements)
- * Fitted up to Axle No. only
- ⊖ Fitted from Axle No. and future (May be used for all replacements)

REAR AXLE (1300cc) - Casing, Axle Centre, Shafts (From Axle No DG105001 onwards)



NOTE

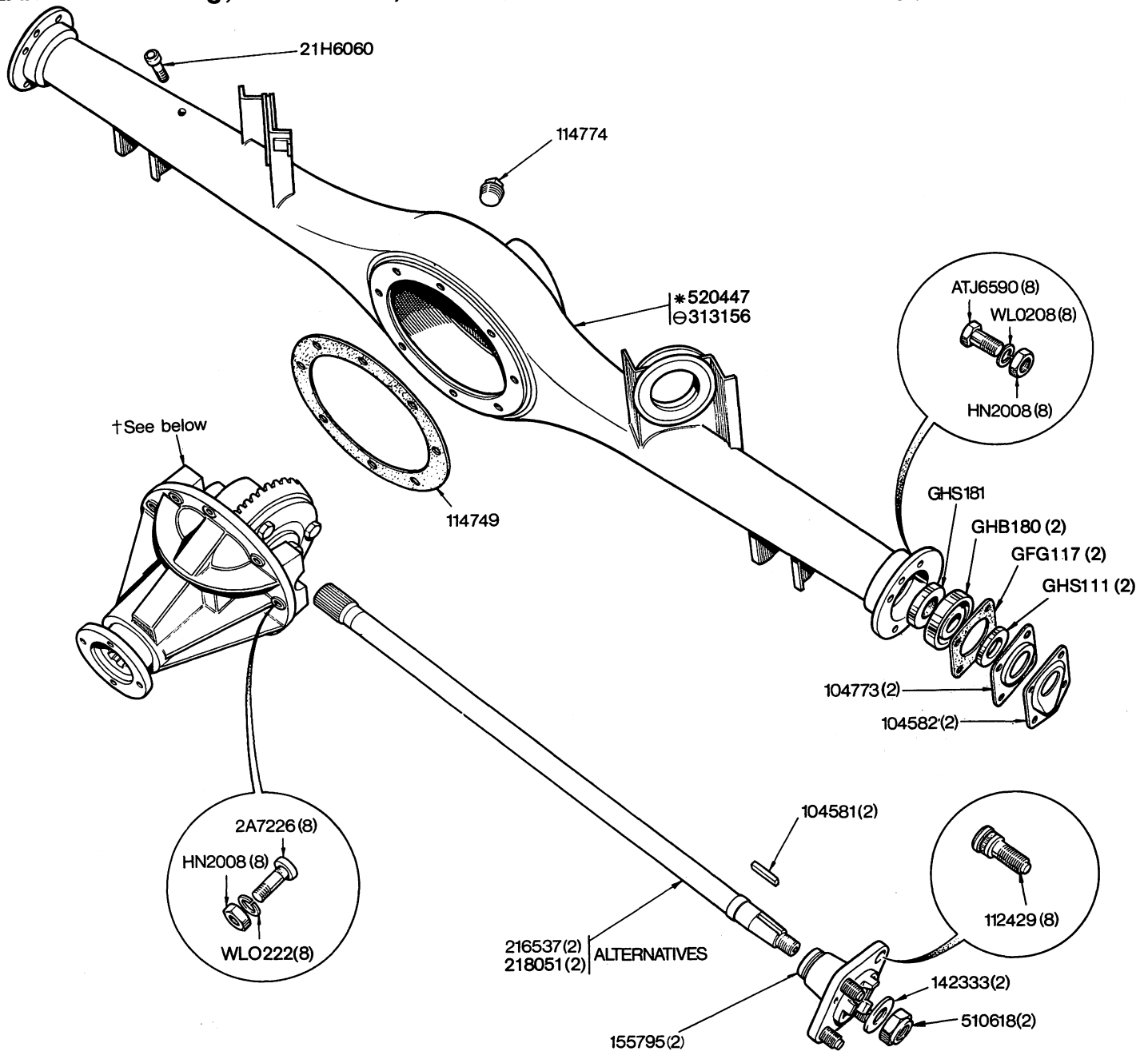
+UKC1490	Rear Axle Unit-4:11:1 Ratio (Less Shafts, Hubs, Brake Units)	1 off
+218987	Rear Axle Centre Assembly-4:11:1 Ratio	1 off
UKC1492	Rear Axle Centre Assembly (Reconditioned)-4:11:1 Ratio (complete with gears - comprising details on plate)	1 off

- Fitted up to Axle No. only
- ⊙ Fitted from Axle No. and Future (May be used all replacements)
- * Fitted up to Axle No. only
- ⊖ Fitted from Axle No. and Future (May be used for all replacements)



REAR AXLE-Casing, Axle Centre, Shafts,(Up To Axle No.

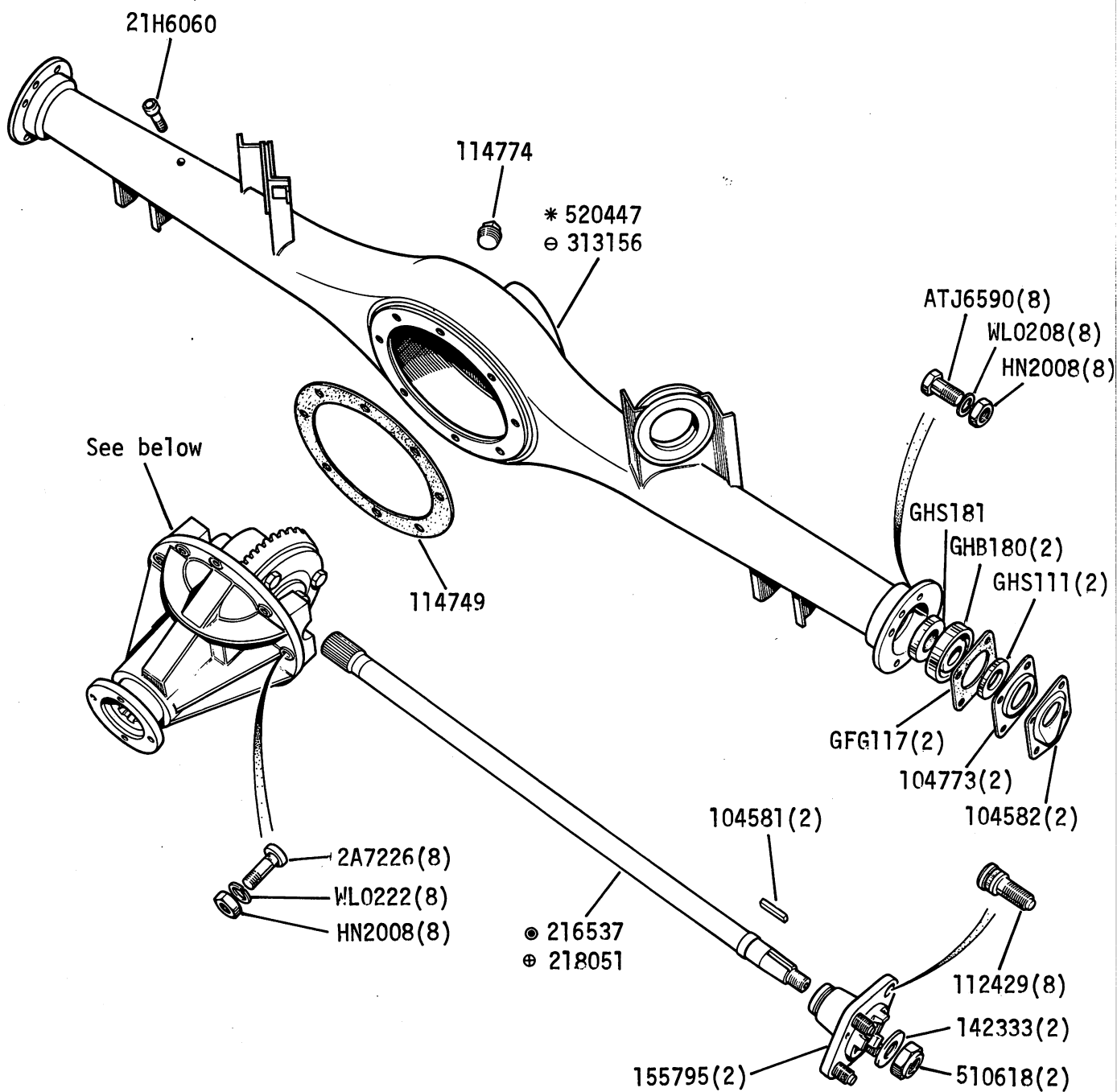
Only)



NOTE

- 519130 Rear Axle Assembly 3.89:1 Ratio
(less shafts hubs and brake units)
- † 217080 Axle Centre (Complete with Gears) 3.89:1 Ratio
- † 519774 Axle Centre (Reconditioned-Complete with Gears) 3.89:1 Ratio
(Comprising details on Plate D3)

* Fitted up to Axle No only
 ⊖ Fitted from Axle No and future (May be used for all replacements)



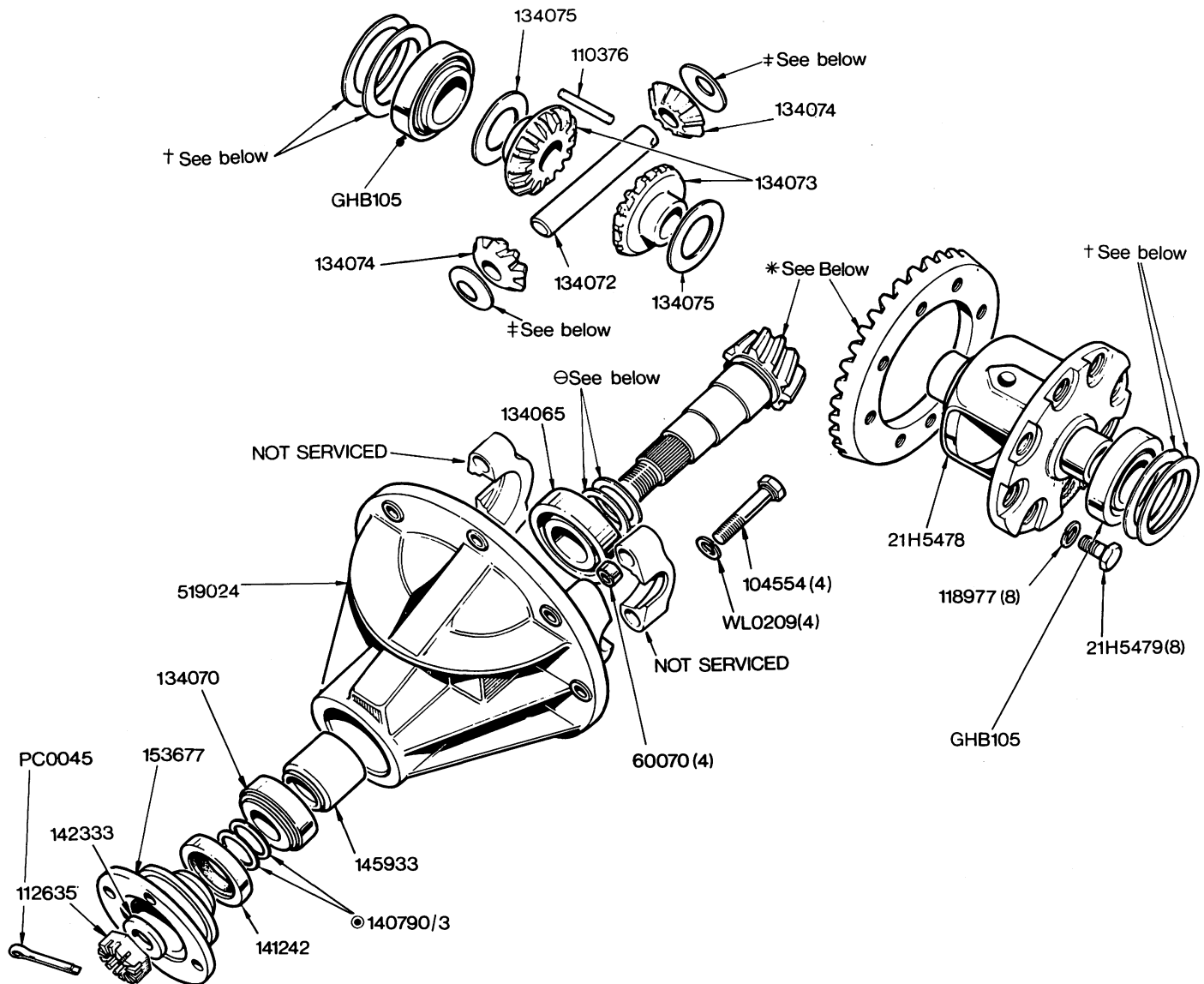
NOTE

UKC1491 Rear Axle Unit - 3.83:1 Ratio (Less Shafts, Hubs, Brake Units)	1 off
218989 Rear Axle Centre - 3.89:1 Ratio	1 off
UKC1493 Rear Axle Centre (Reconditioned)- 3.89:1 Ratio (complete with gears - comprising details on plate 24-54)	1 off

- ⊙ Fitted up to Axle No. only
- ⊕ Fitted up to Axle No. and Future (May be used for all replacements)
- * Fitted up to Axle No. only
- ⊙ Fitted up to Axle No. and Future (May be used for all replacements)



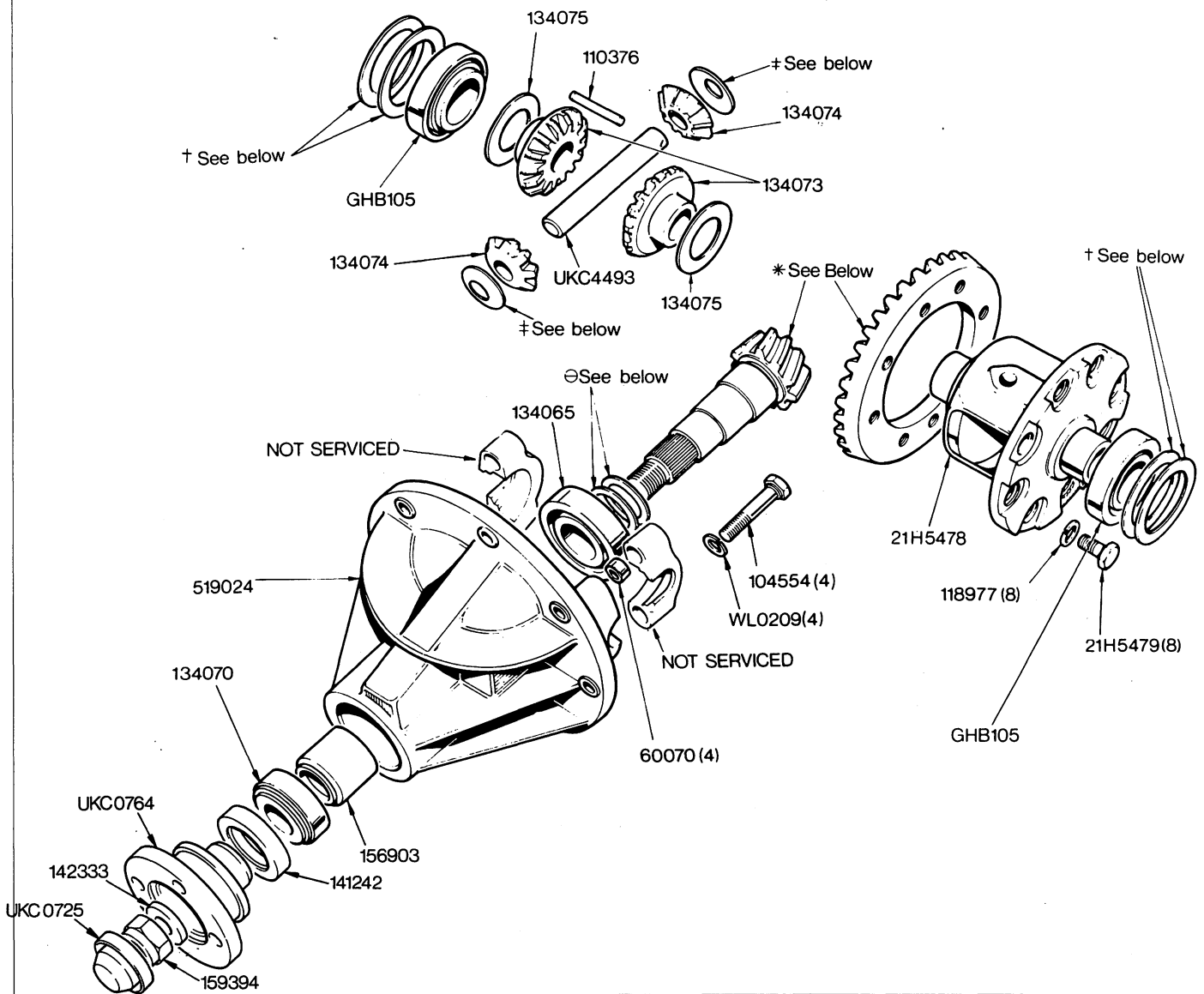
REAR AXLE - Differential Details (Up To Axle No. Only)



NOTE

*518843 CROWN WHEEL AND PINION ASSY (4-11:1 RATIO-1300cc ENGINE)	‡138440 WASHER THRUST (.027")	147251 WASHER THRUST(.037")
*518844 CROWN WHEEL AND PINION ASSY (3-89-1 RATIO-1500cc ENGINE)	147249 WASHER THRUST (.029")	138442 WASHER THRUST(.039")
†154921 SHIM (.0092"- .0098")	134076 WASHER THRUST (.030"-032")	‡48805 WASHER THRUST(.041")
154925 SHIM (.019"- .021")	147250 WASHER THRUST (.033")	17252 WASHER THRUST(.043")
156082 SHIM (.0025"- .0035")	138441 WASHER THRUST (.035")	
156083 SHIM (.0045"- .0055")	⊖ 145918 SHIM (.075")	145922 SHIM (.081")
	145919 SHIM (.0765")	148102 SHIM (.082")
	148099 SHIM (.077")	145923 SHIM (.0825")
	145920 SHIM (.078")	148103 SHIM (.083")
	148100 SHIM (.079")	145924 SHIM (.084")
	145921 SHIM (.0795")	148104 SHIM (.085")
	148101 SHIM (.080")	145925 SHIM (.0855")
⊙140790 SHIM (.030")		148105 SHIM (.086")
140791 SHIM (.010")		145926 SHIM (.087")
140792 SHIM (.005")		145927 SHIM (.0885")
140793 SHIM (.003")		145928 SHIM (.090")
		145929 SHIM (.0915")
		145930 SHIM (.093")
		145931 SHIM (.0945")
		145932 SHIM (.096")

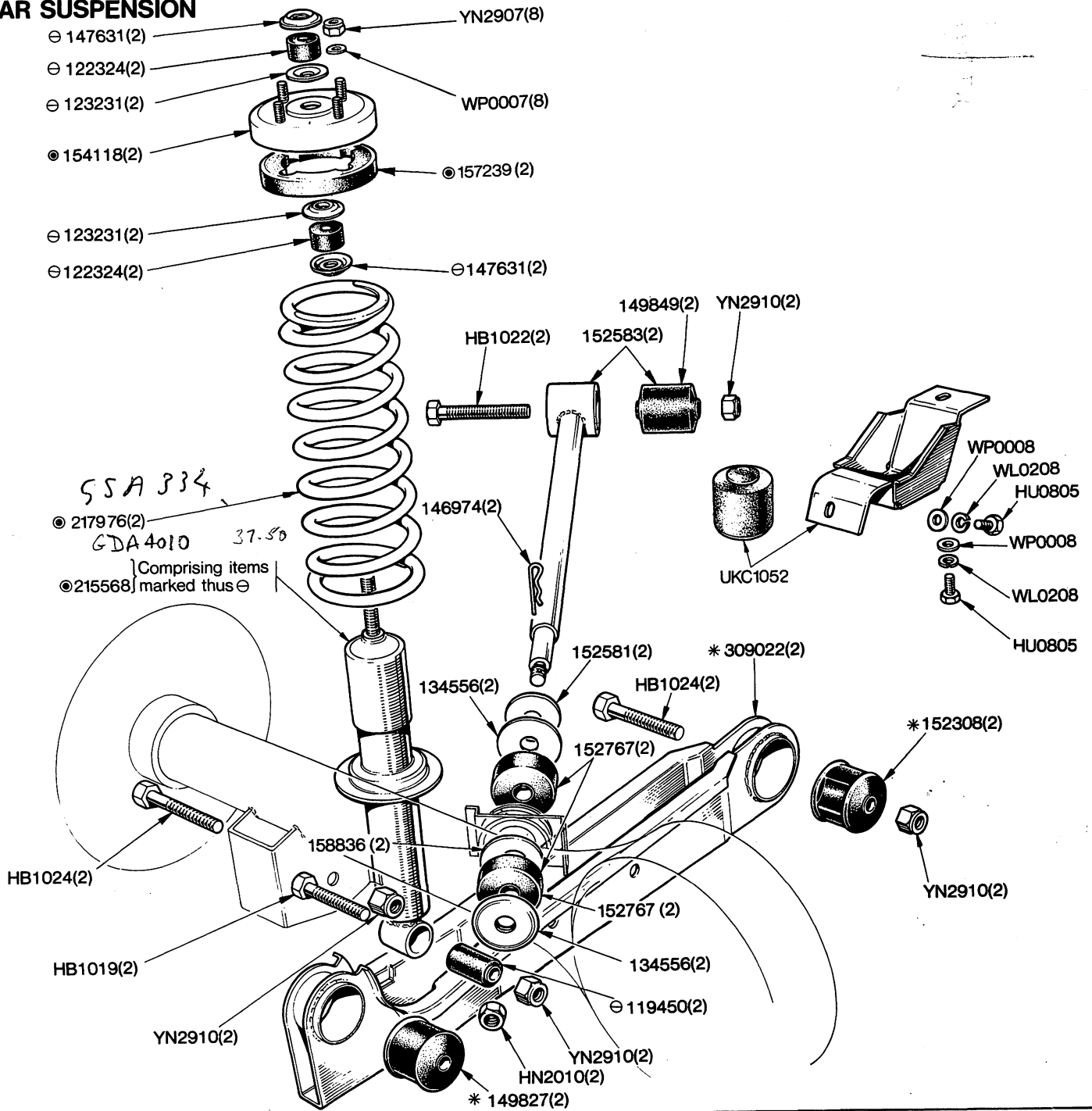
REAR AXLE - Differential Details (From Axle No onwards)



NOTE

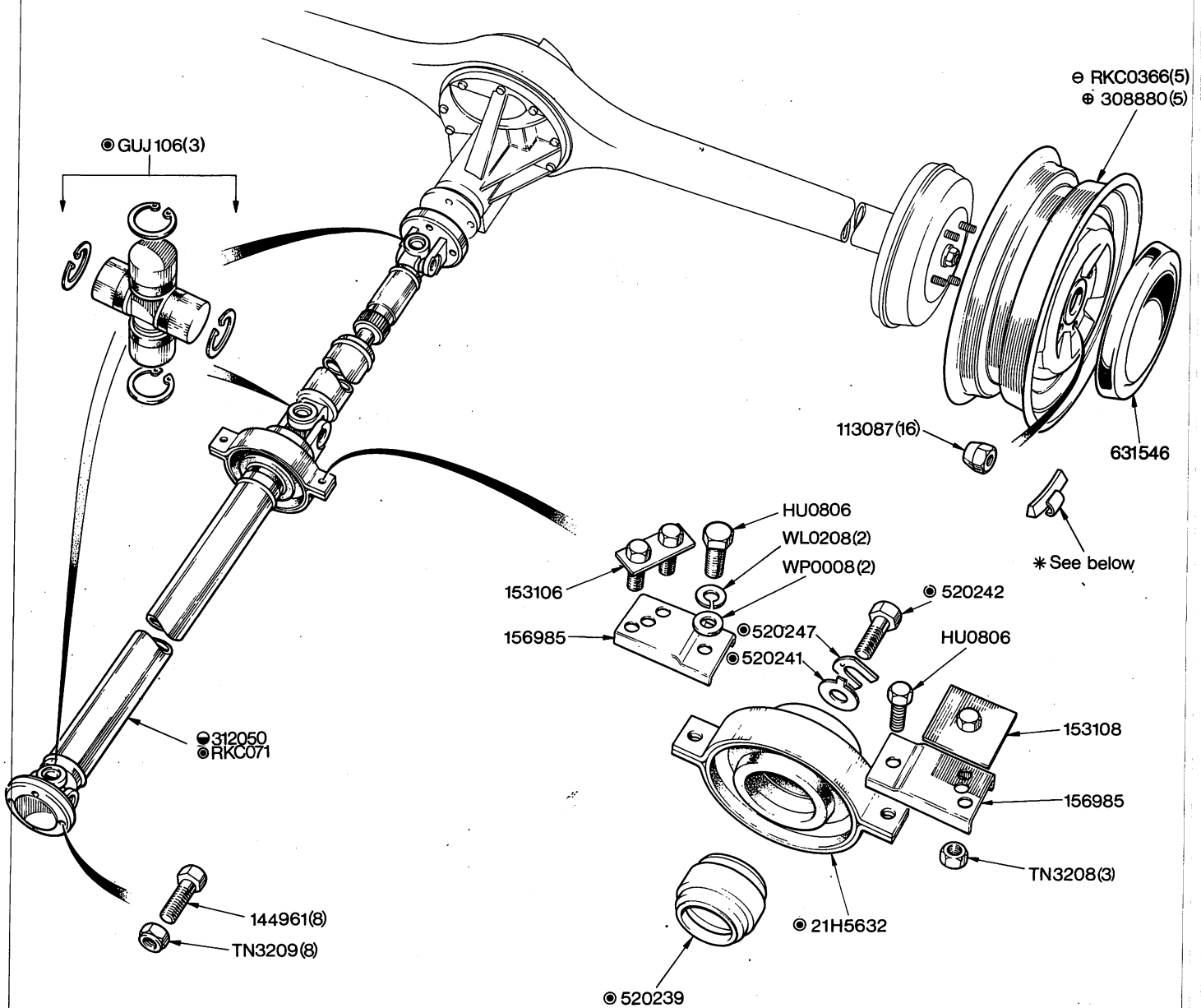
- | | | |
|---|-------------------------------------|-----------------------------|
| *159799 CROWN WHEEL AND PINION ASSY
(4:11:1 RATIO-1300cc ENGINE) | ‡138440 WASHER THRUST (.027") | 147251 WASHER THRUST(.037") |
| *159801 CROWN WHEEL AND PINION ASSY
(3.89:1 RATIO-1500cc ENGINE) | 147249 WASHER THRUST (.029") | 138442 WASHER THRUST(.039") |
| 154921 SHIM (.0092"- .0098") | 134076 WASHER THRUST (.030"- .032") | 148805 WASHER THRUST(.041") |
| 154925 SHIM (.019"- .021") | 147250 WASHER THRUST (.033") | 147252 WASHER THRUST(.043") |
| 156082 SHIM (.0025"- .0035") | 138441 WASHER THRUST (.035") | |
| 156083 SHIM (.0045"- .0055") | ∅ 145918 SHIM (.075") | 145922 SHIM (.081") |
| | 145919 SHIM (.0765") | 148105 SHIM(.086") |
| | 148099 SHIM (.077") | 148102 SHIM (.082") |
| | 145920 SHIM (.078") | 145923 SHIM (.0825") |
| | 148100 SHIM(.079") | 145927 SHIM(.0885") |
| | 145921 SHIM (.0795") | 148103 SHIM (.083") |
| | 148101 SHIM (.080") | 145928 SHIM(.090") |
| | | 145929 SHIM(.0915") |
| | | 148104 SHIM (.085") |
| | | 145930 SHIM(.093") |
| | | 145925 SHIM(.0855") |
| | | 145931 SHIM(.0945") |
| | | 145932 SHIM(.096") |

REAR SUSPENSION



NOTE:		
309022	Lower Link and Bush Assembly (Comprising items marked thus *)	2 off
218012	Rear Road Spring and Damper Assembly (comprising of items marked thus ⊙)	2 off

PROPELLOR SHAFT



NOTE

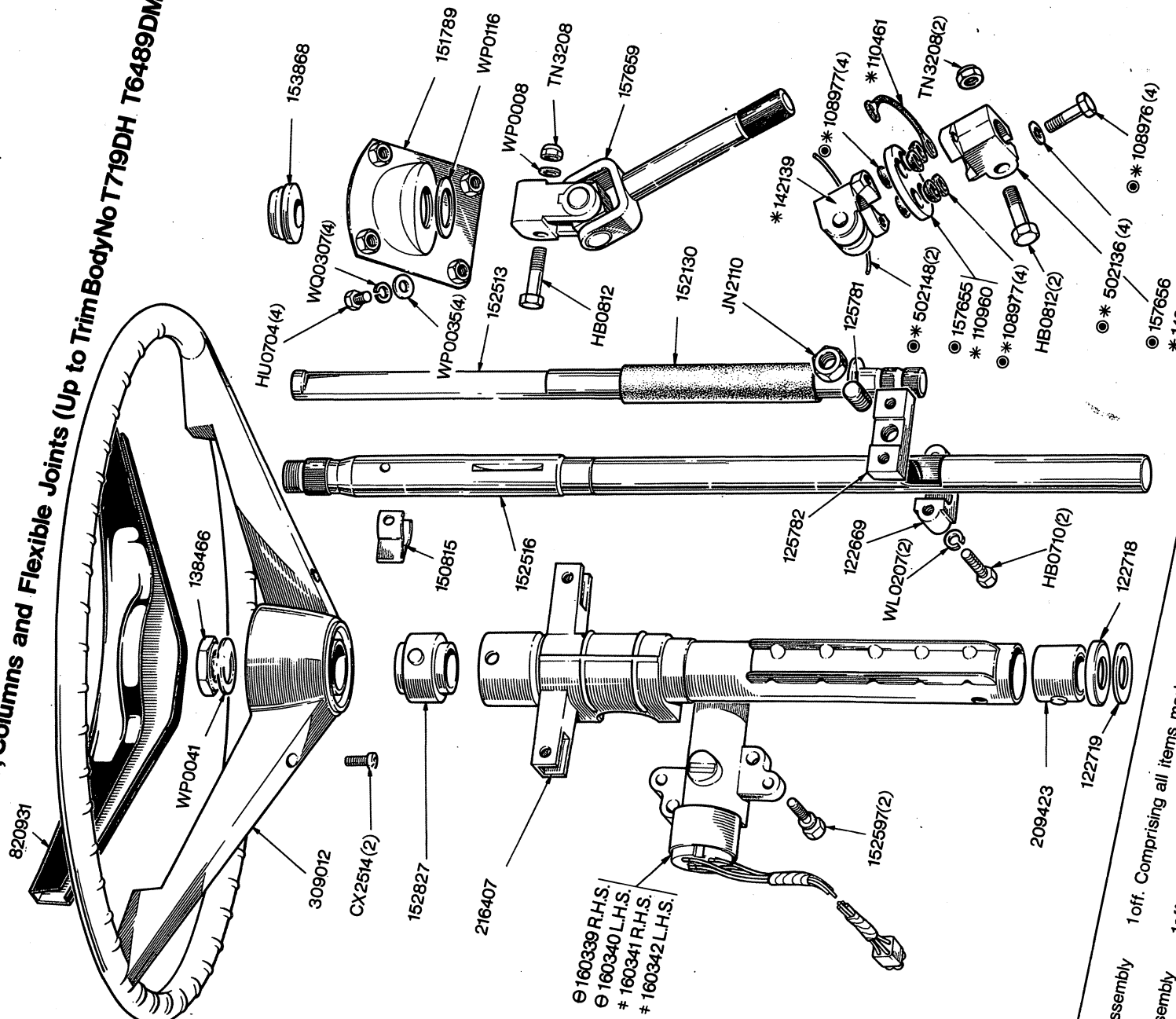
- * 137531 Balance Weight (1/2 oz.)
- * 140073 Balance Weight (1 oz.)
- * 140074 Balance Weight (1 1/2 oz.)
- * 140075 Balance Weight (2 oz.)
- * 140076 Balance Weight (2 1/2 oz.)
- * 140077 Balance Weight (3 oz.)

● fitted up to Commission No } Single Rail Gearbox
 ○ fitted from Commission No DN1 }

RKC071 Propellor Shaft (comprising items marked ●)

- Up to Commission No. ADH5277, ADF62773 only
- Up to Commission No. ADH5278, ADF62774 onwards

STEERING - Wheel, Columns and Flexible Joints (Up to Trim Body No T719DH T6489DM only)

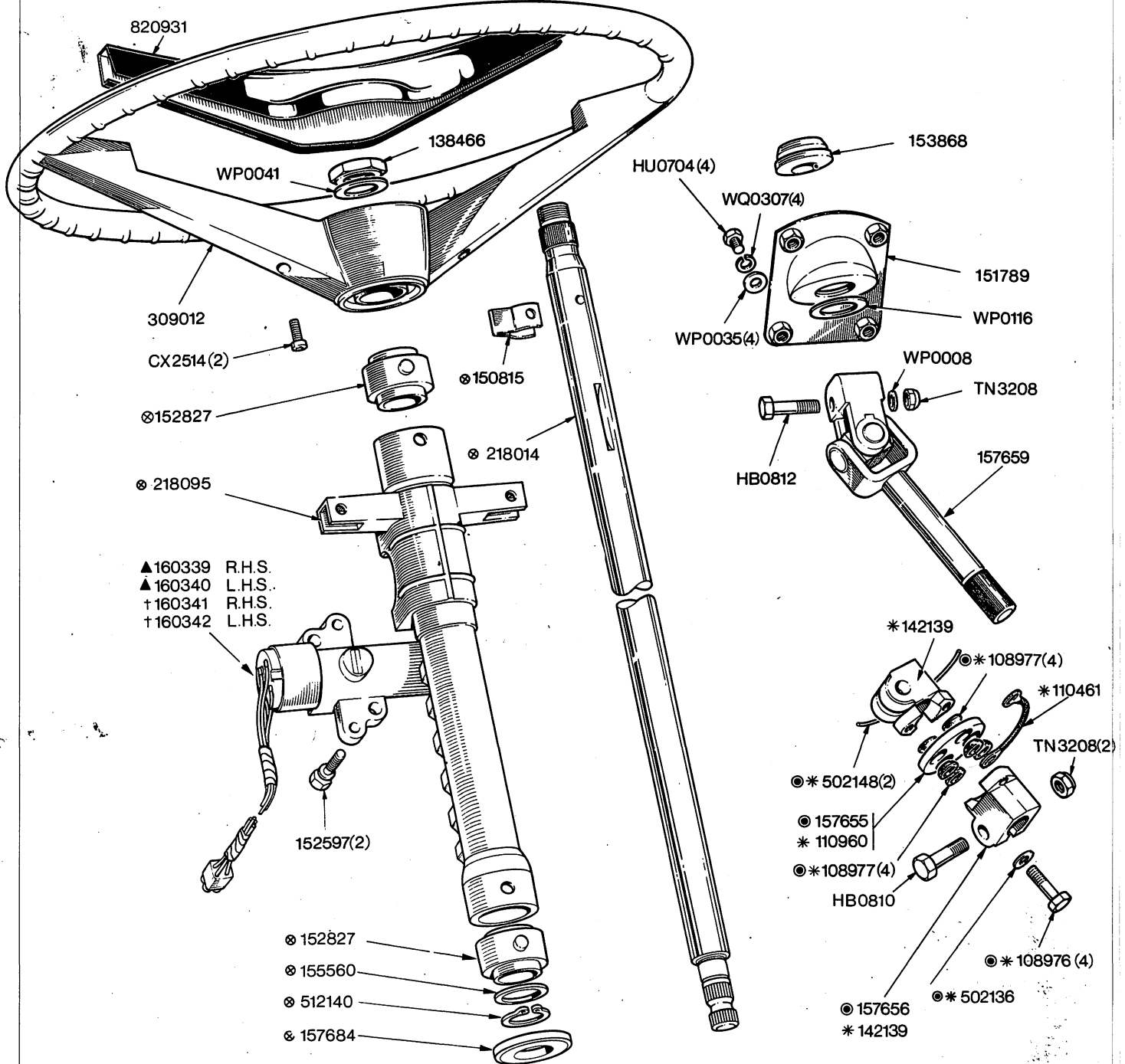


⊖ 160339 R.H.S.
 ⊖ 160340 L.H.S.
 # 160341 R.H.S.
 # 160342 L.H.S.

NOTE
 142140 Flexible Joint Assembly 1 off. Comprising all items marked thus *
 157657 Flexible Joint Assembly 1 off Comprising all items marked thus ⊖ } Alternatives
 ⊖ Wilmot Breedon Type } Alternatives
 # C. E. Marshall Type }

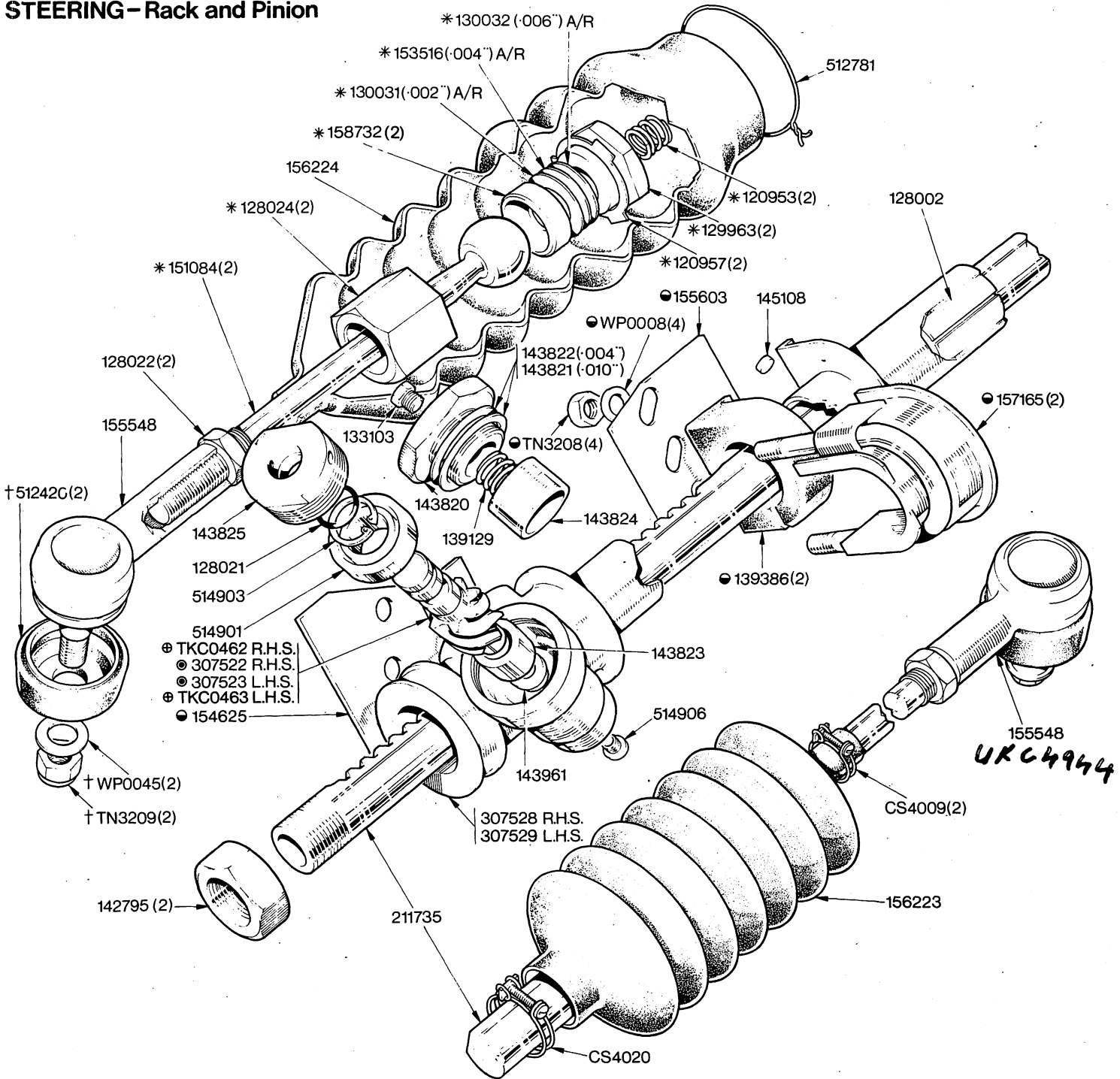
TOLEDO (1973)

STEERING—Wheel, Columns and Flexible Joints (from Trim Body No T720DH, T6490DM onwards)



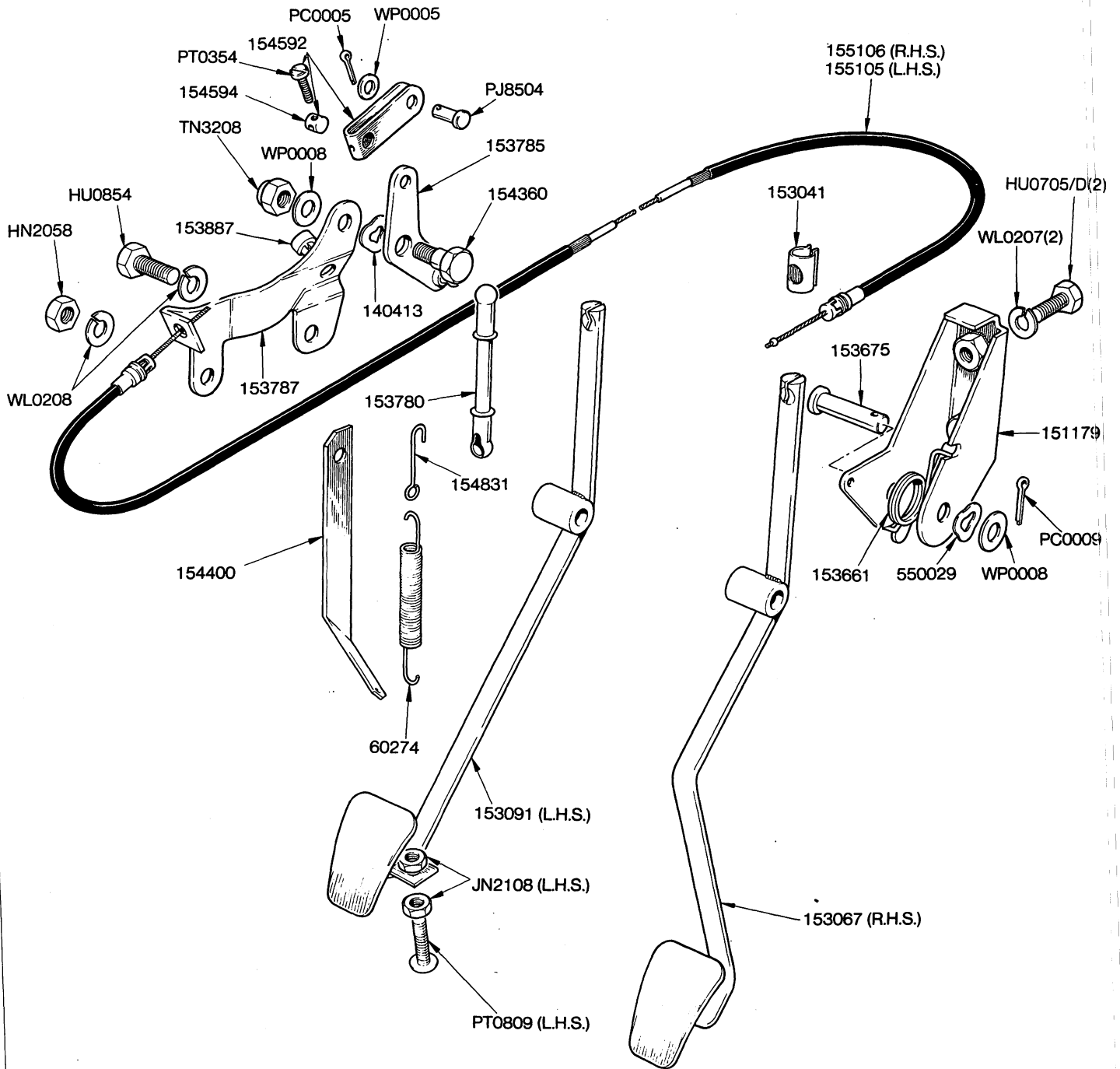
NOTE
 312227 Steering Column Assembly (Comprising Details ⊗) 1 off
 142140 Flexible Joint Assembly (Comprising Details *) 1 off } Alternatives
 157657 Flexible Joint Assembly (Comprising Details ⊗) 1 off }
 ▲ Wilmot Breeden Type
 † C. E. Marshall Type

STEERING - Rack and Pinion

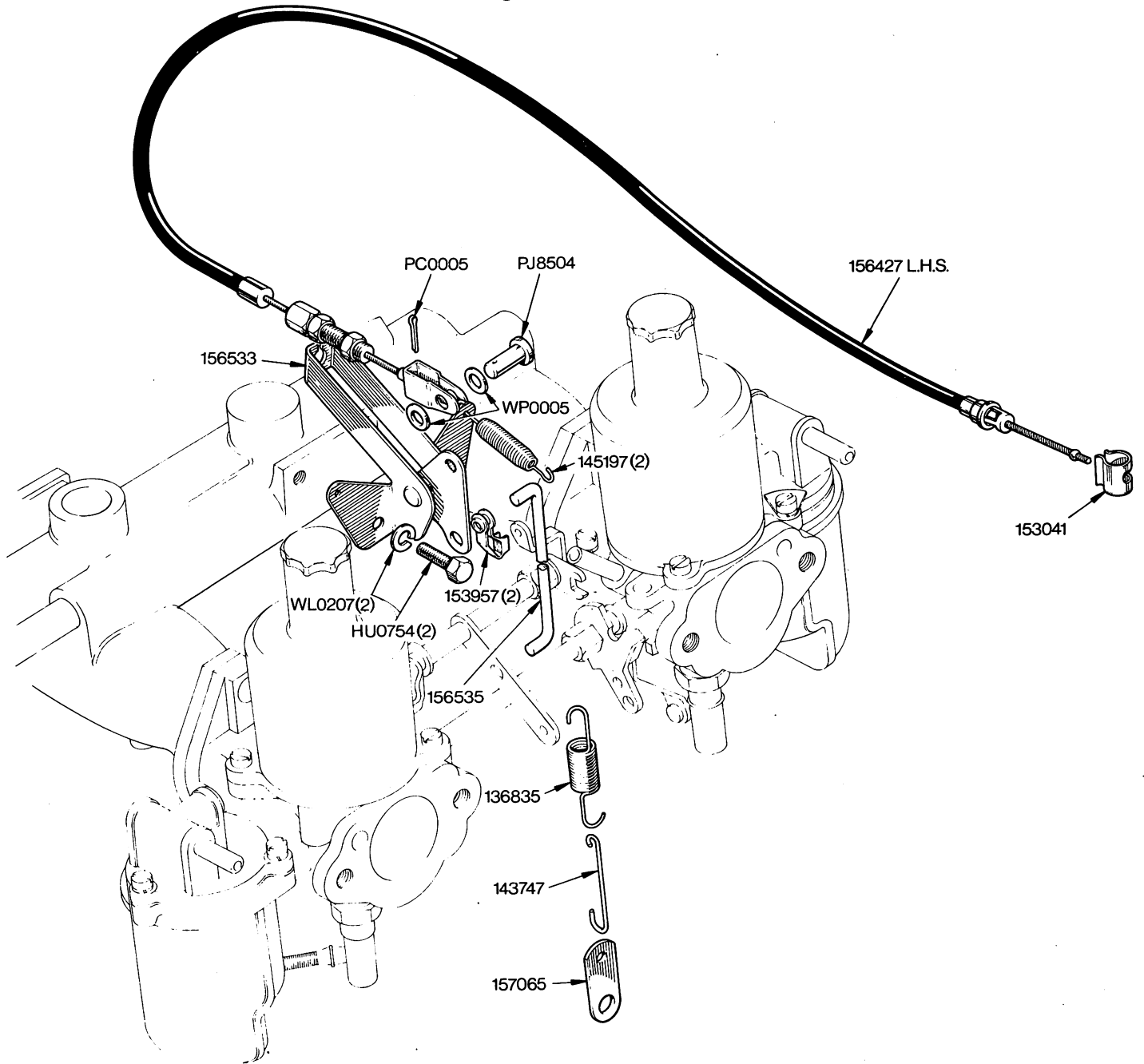


NOTE		Up to Commission Nos.		RKC0270 Rack and Pinion R.H.S.		From Commission Nos.	
308752	Rack & Pinion Assembly R.H.S.	ADH 4753	only	RKC0271	Rack and Pinion L.H.S.	ADH 4754	onwards
308753	Rack & Pinion Assembly L.H.S. (comprising details indicated ⊕ and all other details illustrated except where indicated ⊙)	ADF 61363		(comprising details indicated ⊕ and all other details illustrated except where indicated ⊙)	ADF 61364		
151085	Inner Ball Joint Assembly	2 off	(Comprising details indicated *)				
155548	Outer Ball Joint Assembly	2 off	(Comprising details indicated †)				

ACCELERATION CONTROL—Single Carb Engines

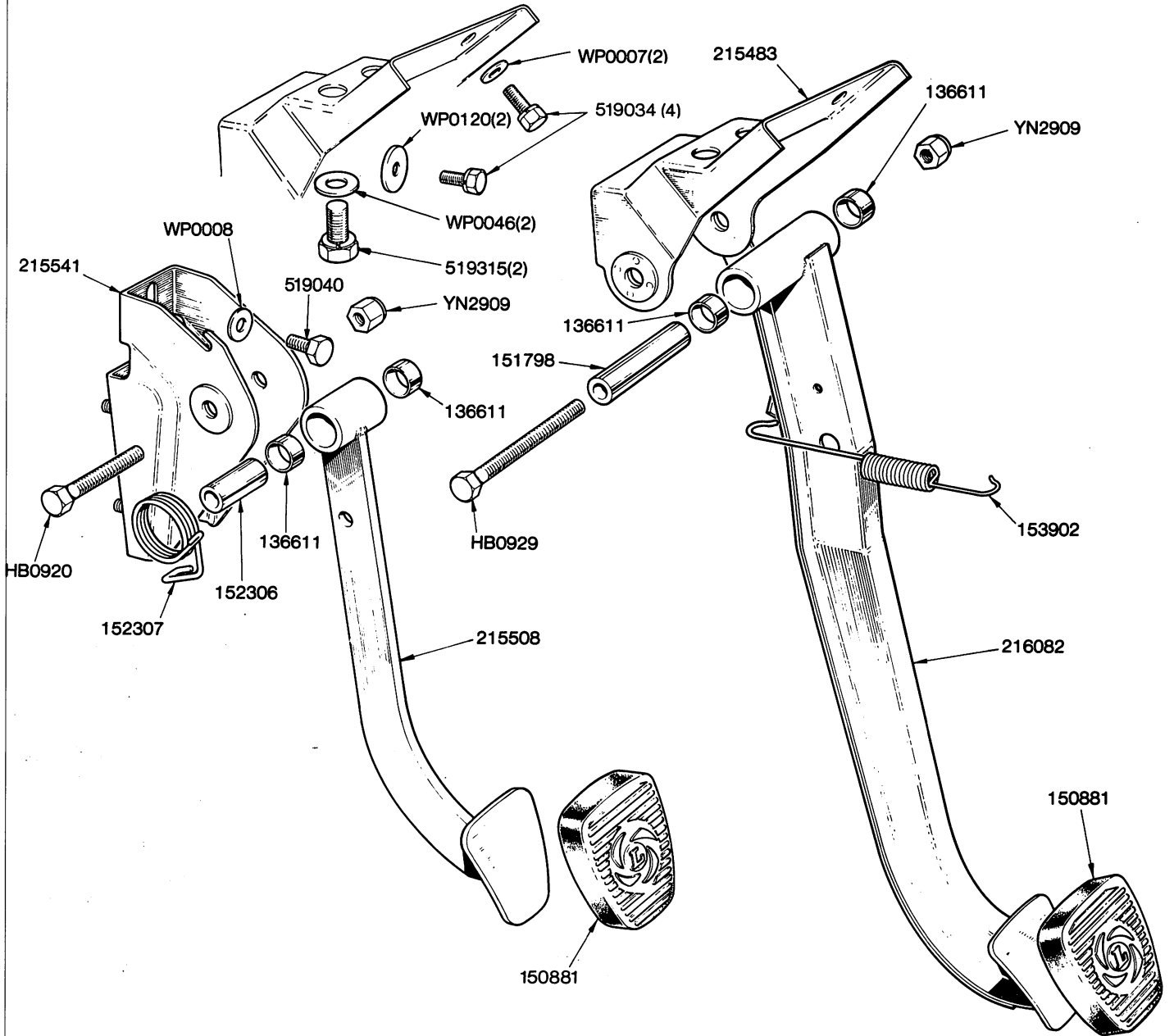


ACCELERATION CONTROL - Twin Carb. Engines

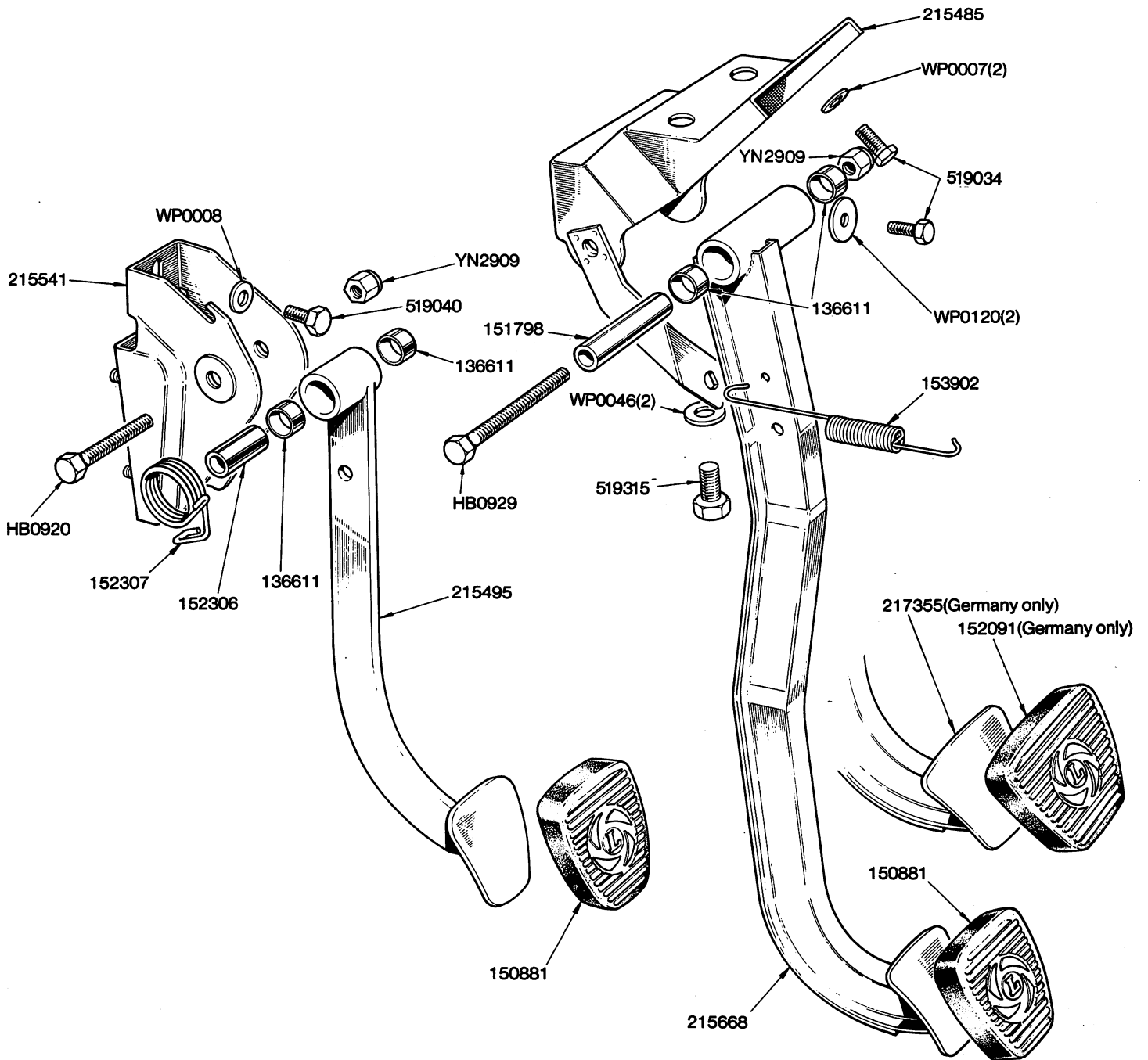


NOTE
For Accelerator Pedal Details see Plate G1

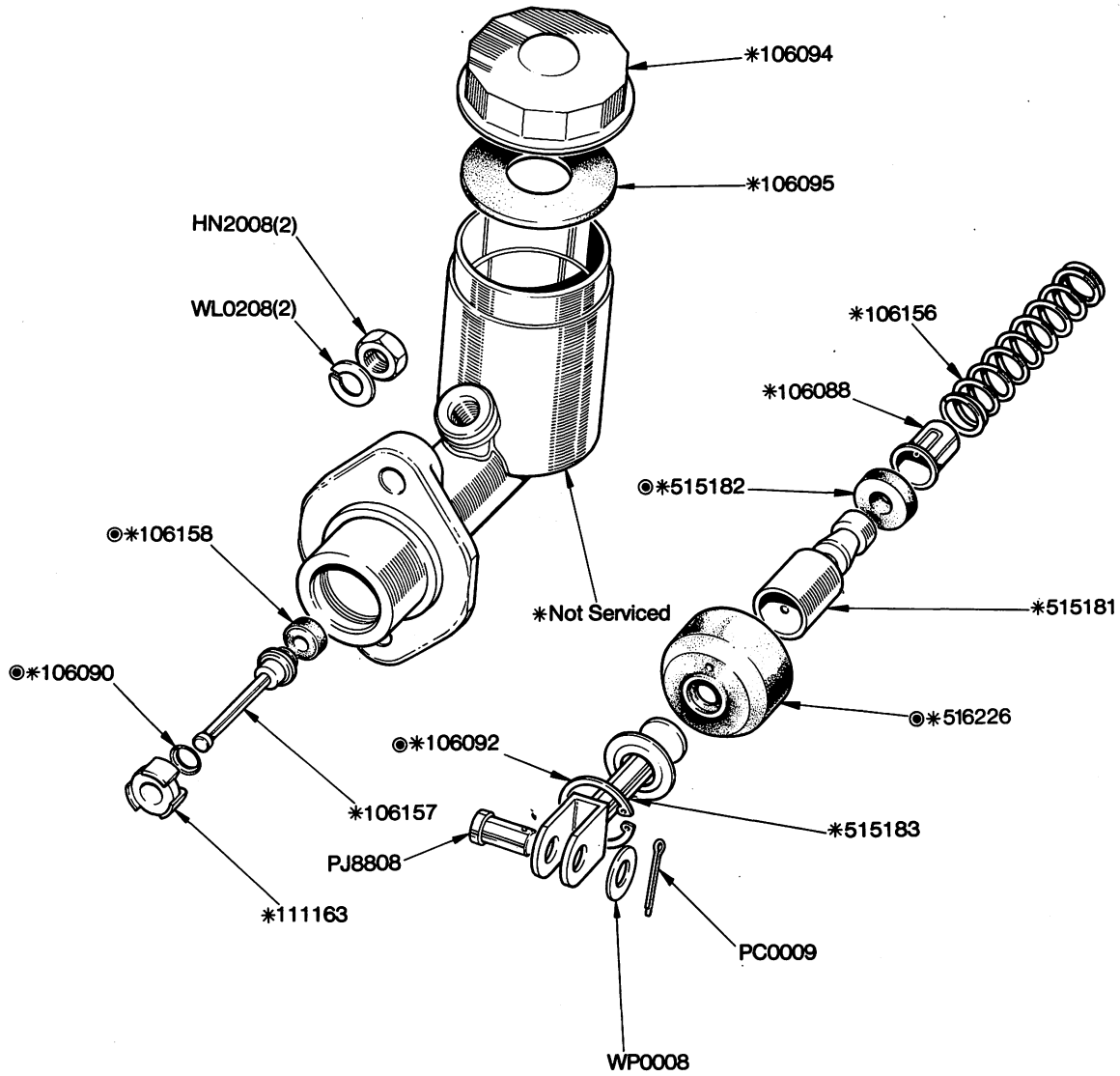
CLUTCH AND BRAKE PEDALS - R.H.S.



CLUTCH AND BRAKE PEDALS - L.H.S.



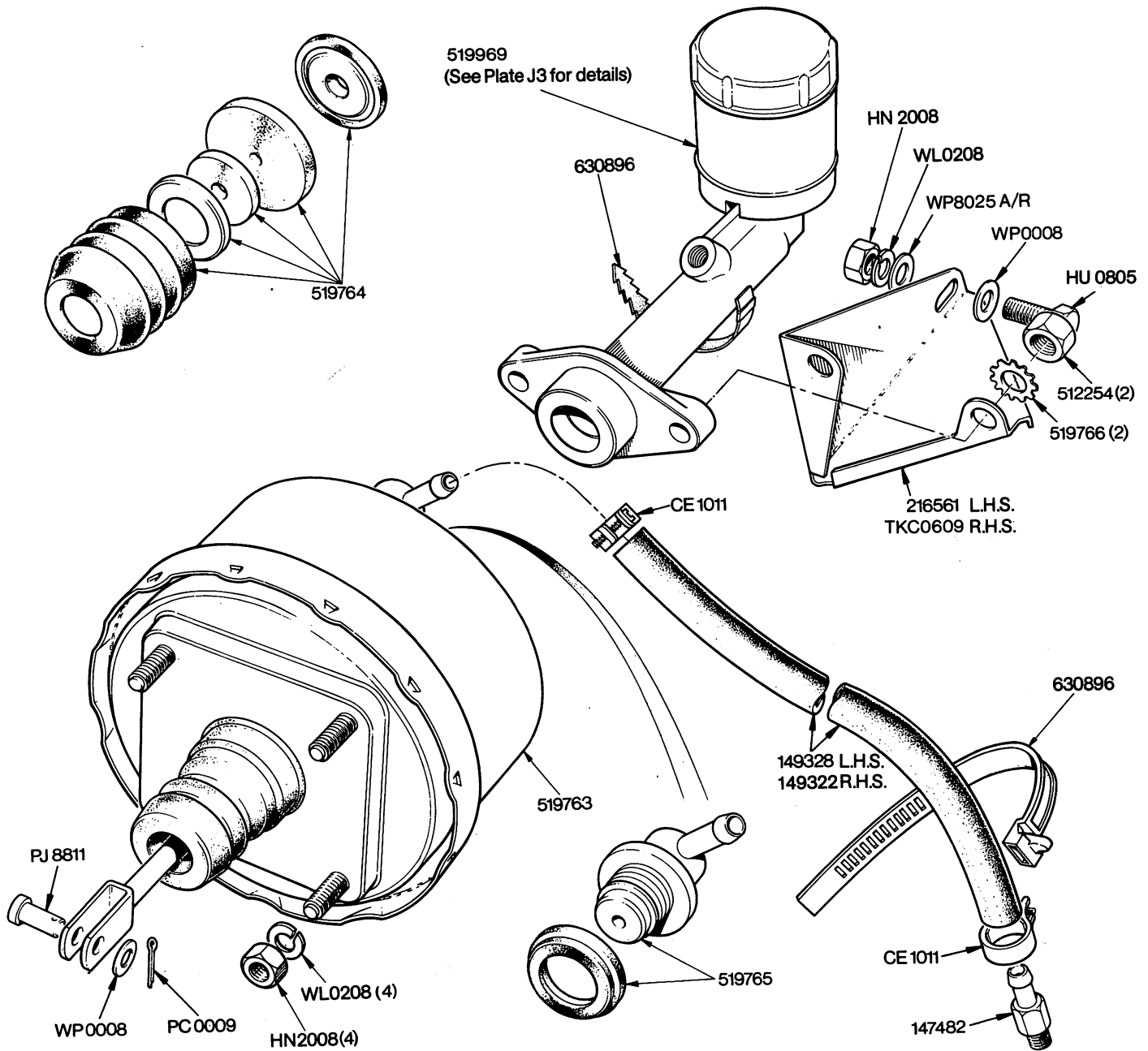
CLUTCH MASTER CYLINDER



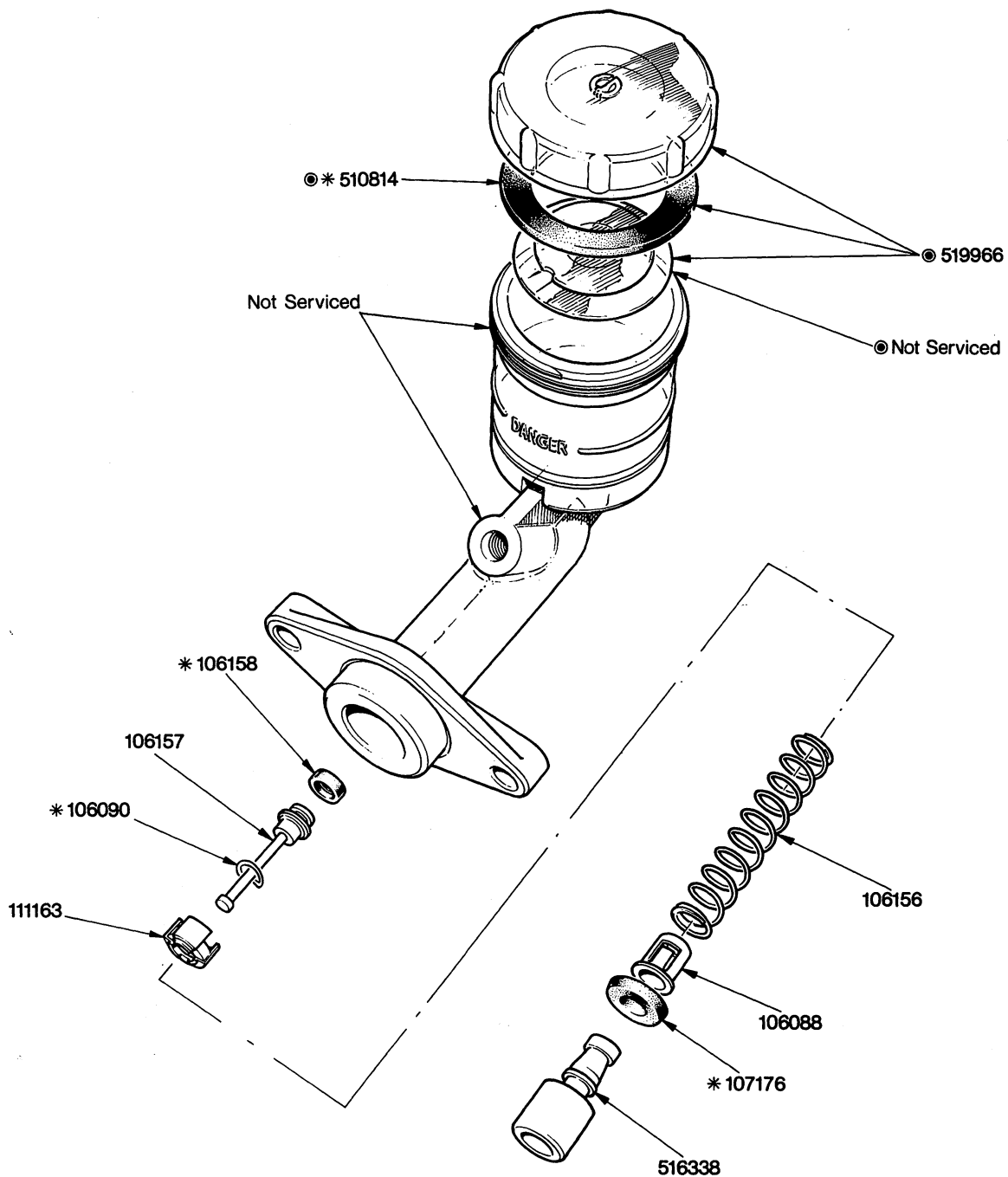
NOTE

- | | | |
|--------|-----------------------------------|---|
| 138928 | Clutch Master Cylinder Assembly | 1 off (Comprising details indicated thus *) |
| 505100 | Clutch Master Cylinder Repair Kit | 1 off (Comprising details indicated thus ©) |

BRAKE MASTER CYLINDER AND SERVO - Single Line System

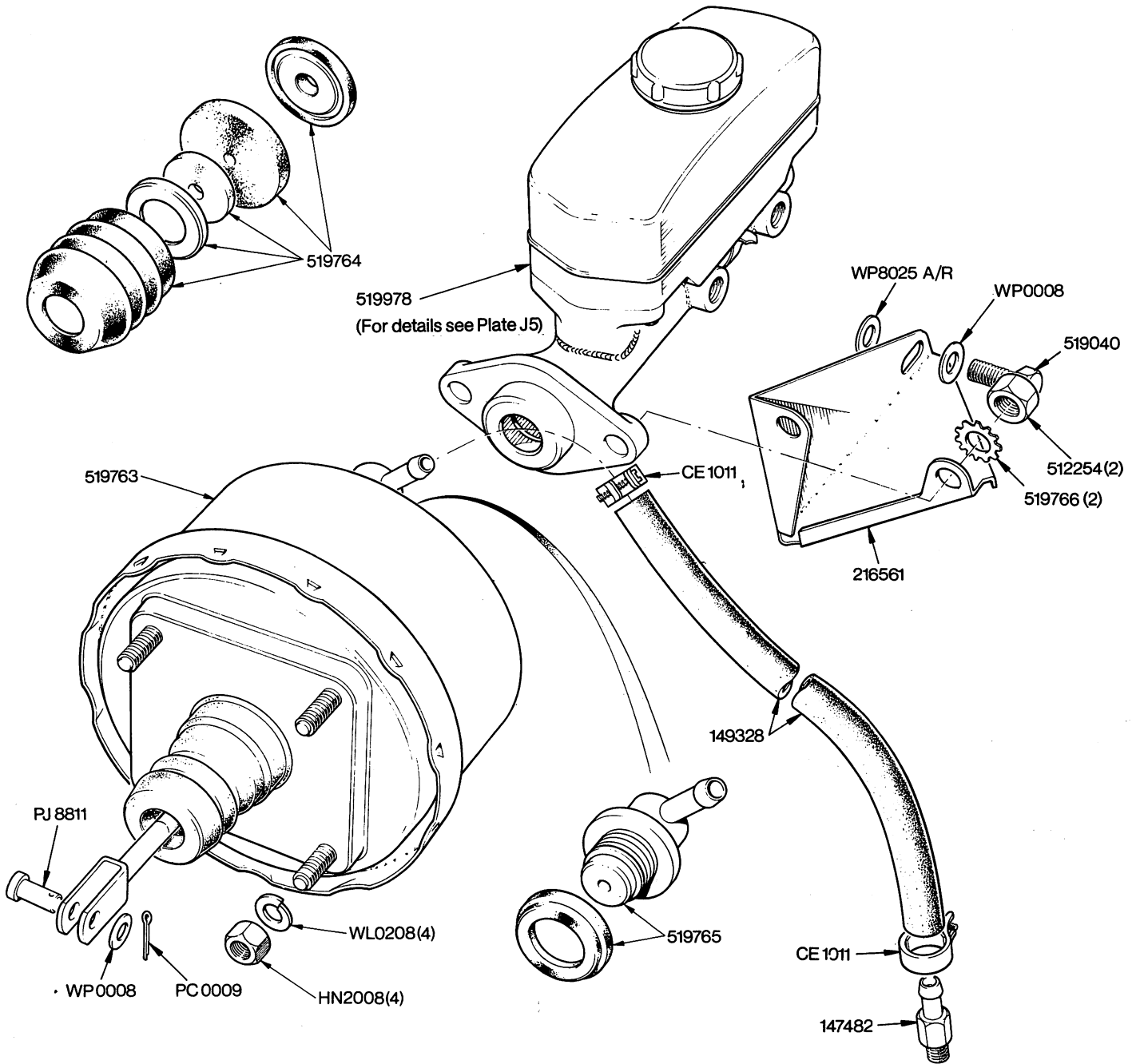


BRAKE MASTER CYLINDER (SERVO ASSISTED) – Single Line System.

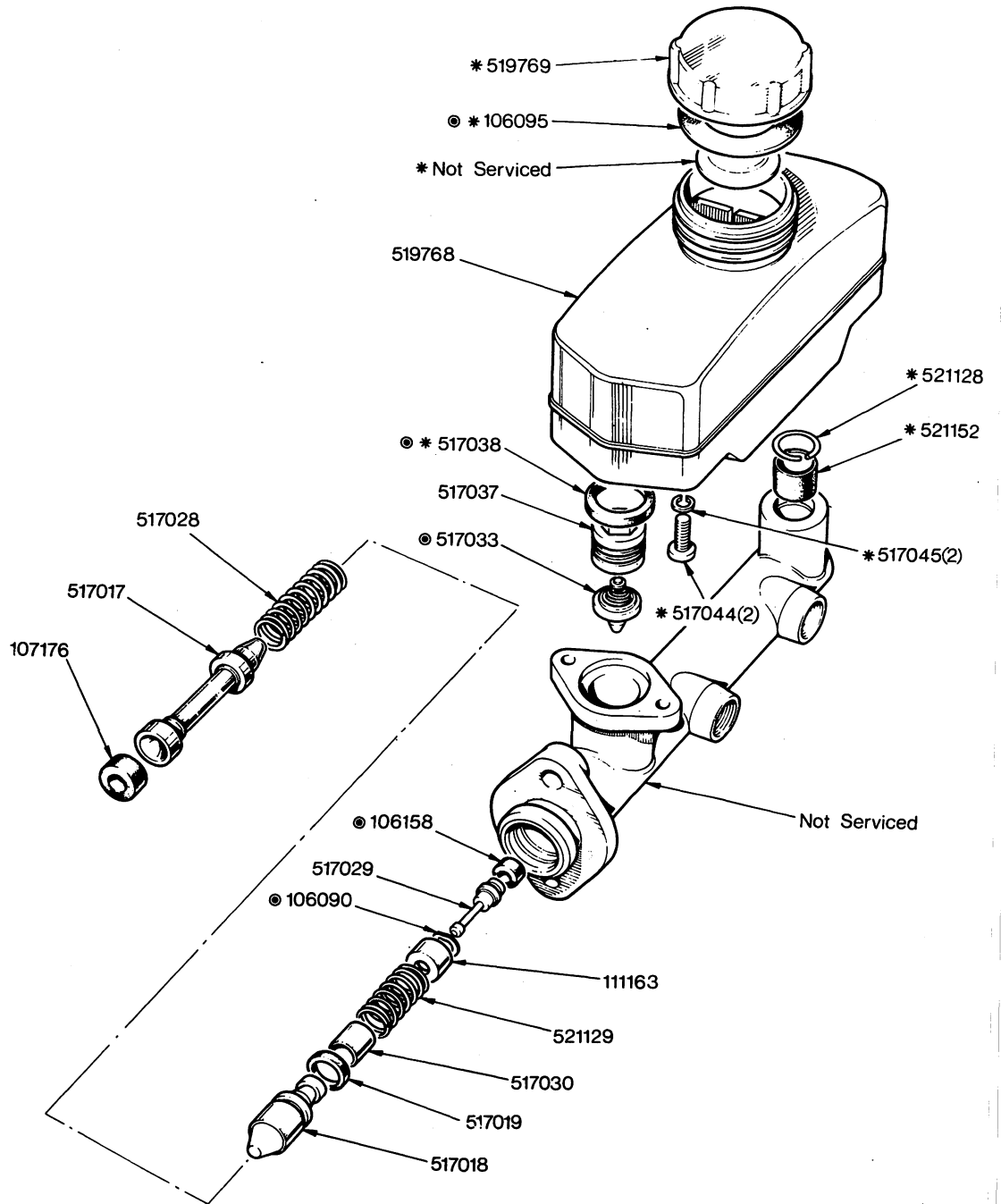


E		
969	Brake Master Cylinder. (Comprising all details on this plate.)	1 off
56	Service Kit. (Comprising items marked *.)	1 off
Items marked © are part of Filler Cap Assembly © 519966.		

BRAKE MASTER CYLINDER AND SERVO-Tandem Line System



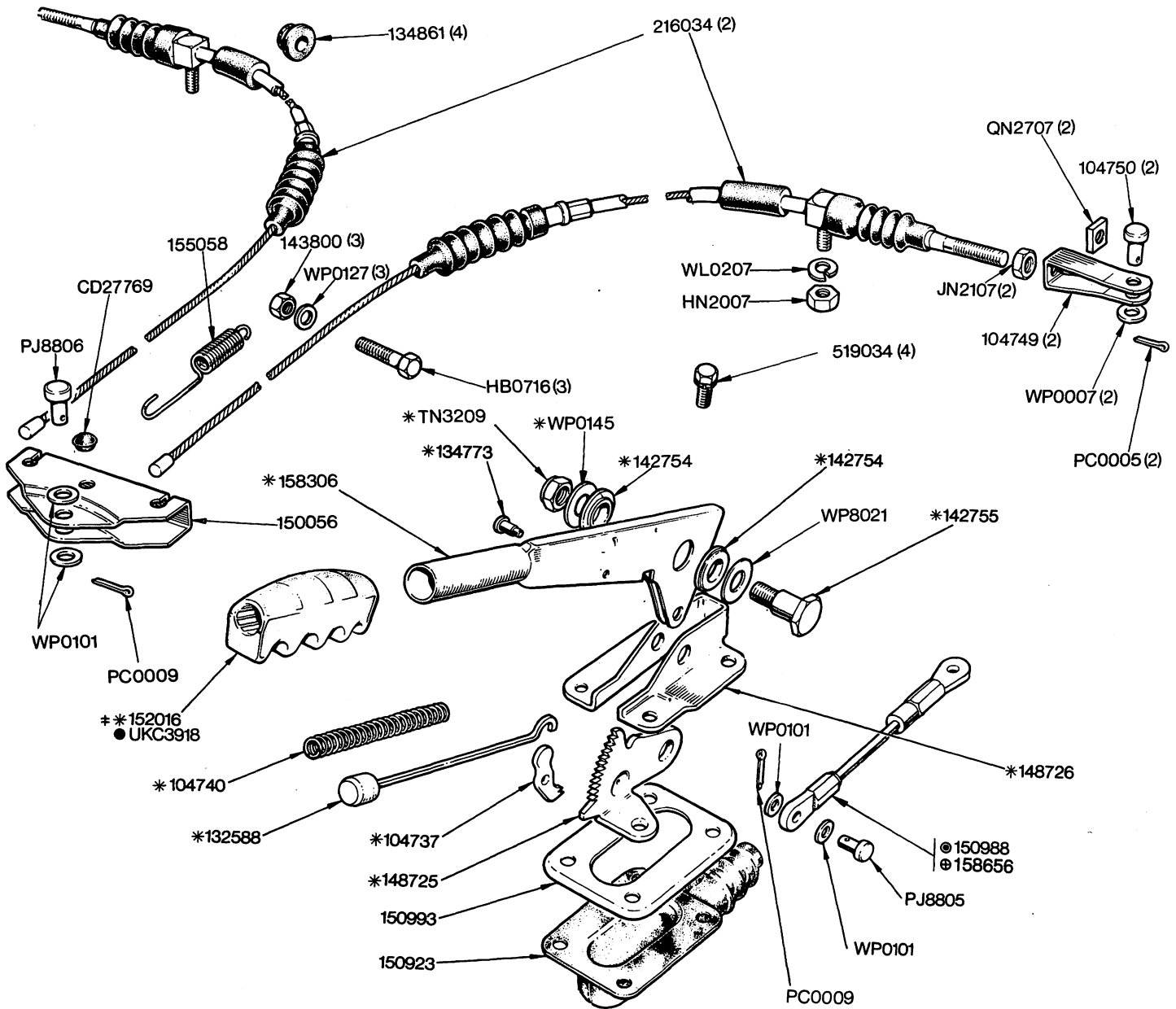
MASTER BRAKE CYLINDER (SERVO ASSISTED) - Tandem Line System



NOTE

519978 Brake Master Cylinder 1off (Comprising all details on this plate)
 Items indicated * are part of 519768 Reservoir Kit
 521157 Service Kit 1off (Comprising items indicated ●)

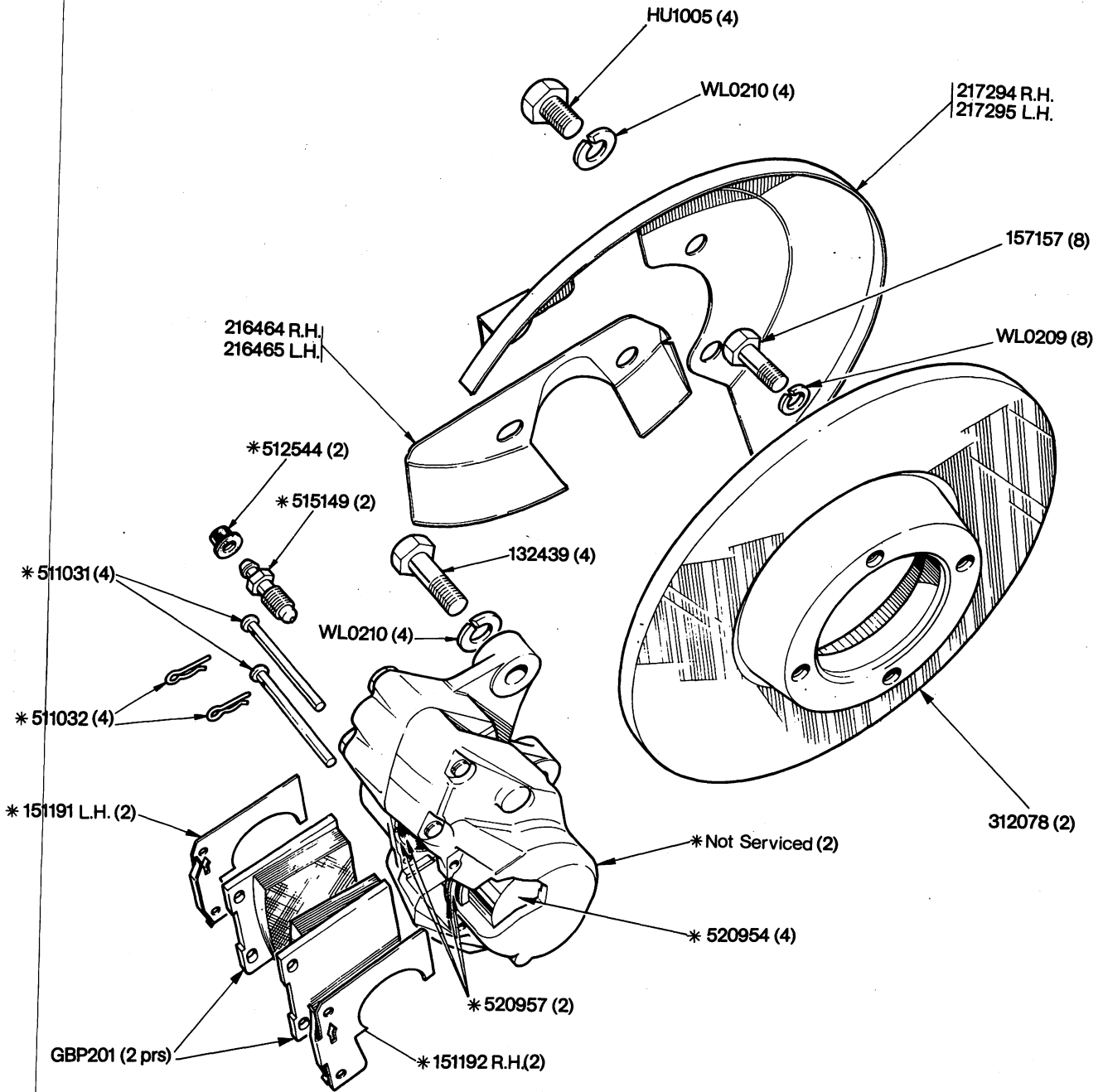
HANDBRAKE



NOTE

- 152962 Handbrake Assembly 1off. Comprising items marked thus *
- ⊙ Up to Trim Body No. T5460DH, T17978DM only
- ⊕ From Trim Body No. T5461DH, T17979DM onwards
- ‡ Fitted up to Commission No
- Fitted from Commission No

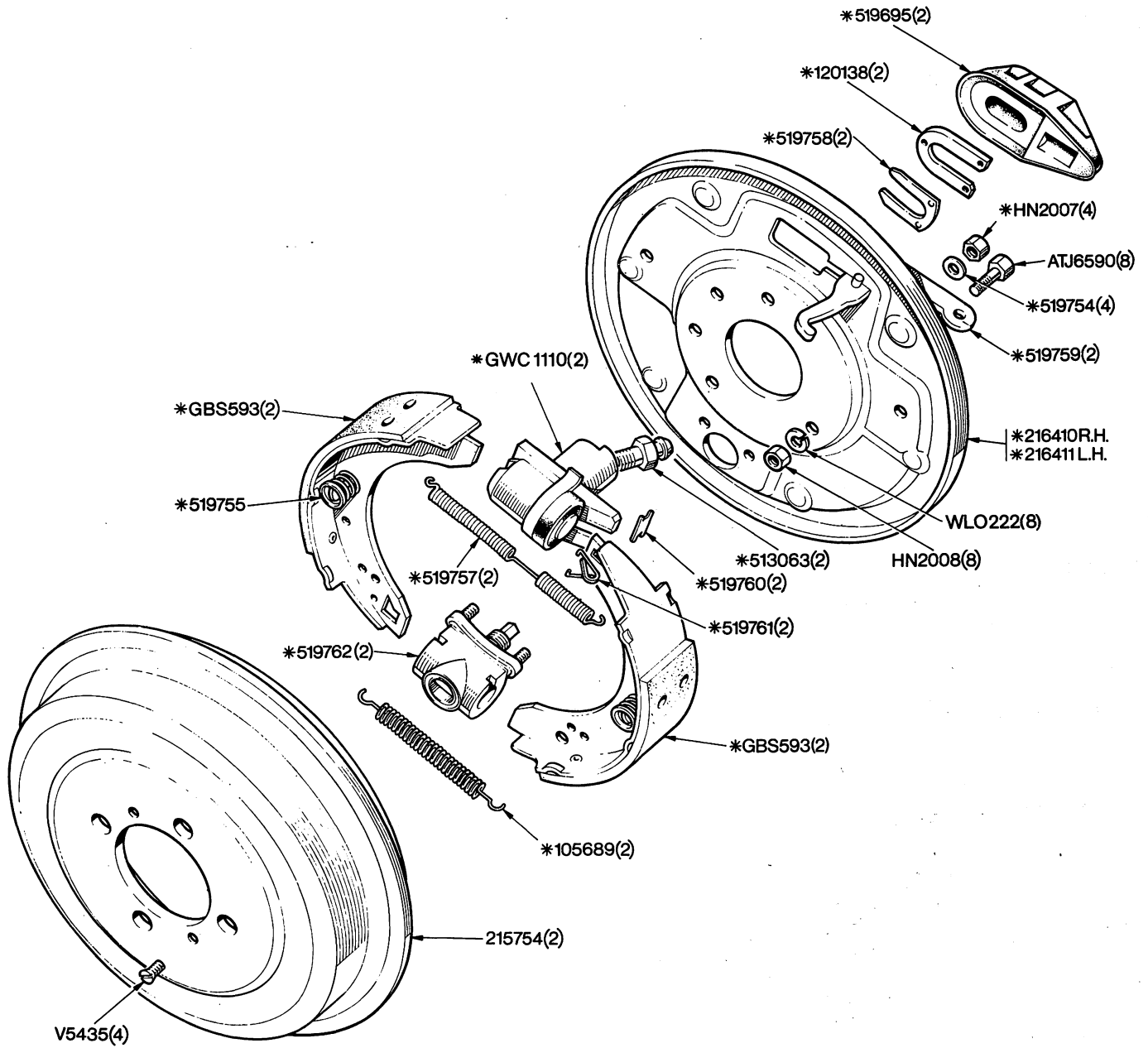
FRONT DISC BRAKE



NOTE

159136	Front Brake Caliper R.H.	} (comprising details marked thus *)	1 off
159137	Front Brake Caliper L.H.		1 off

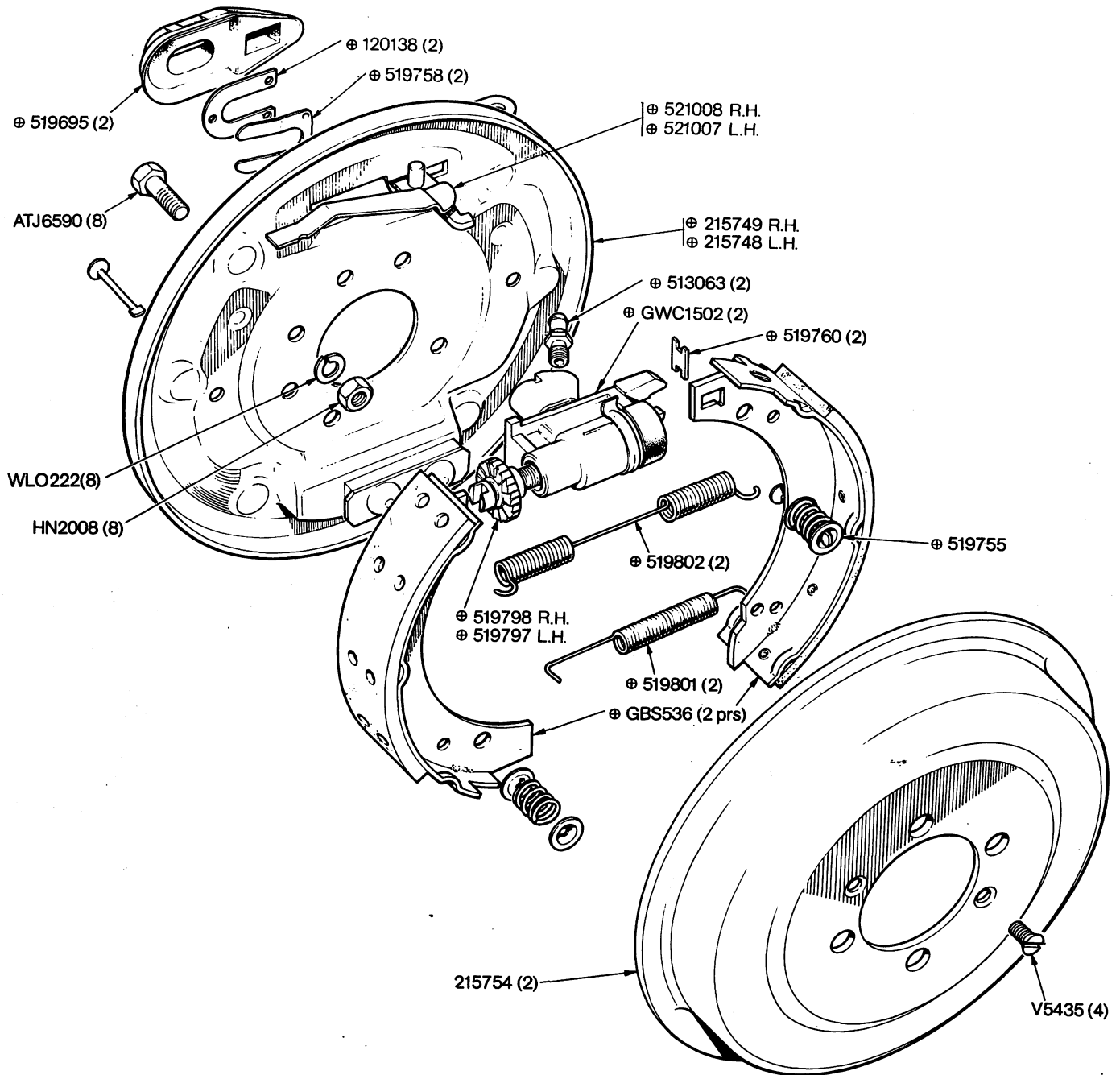
REAR BRAKE- (Manual Adjusting)



NOTE

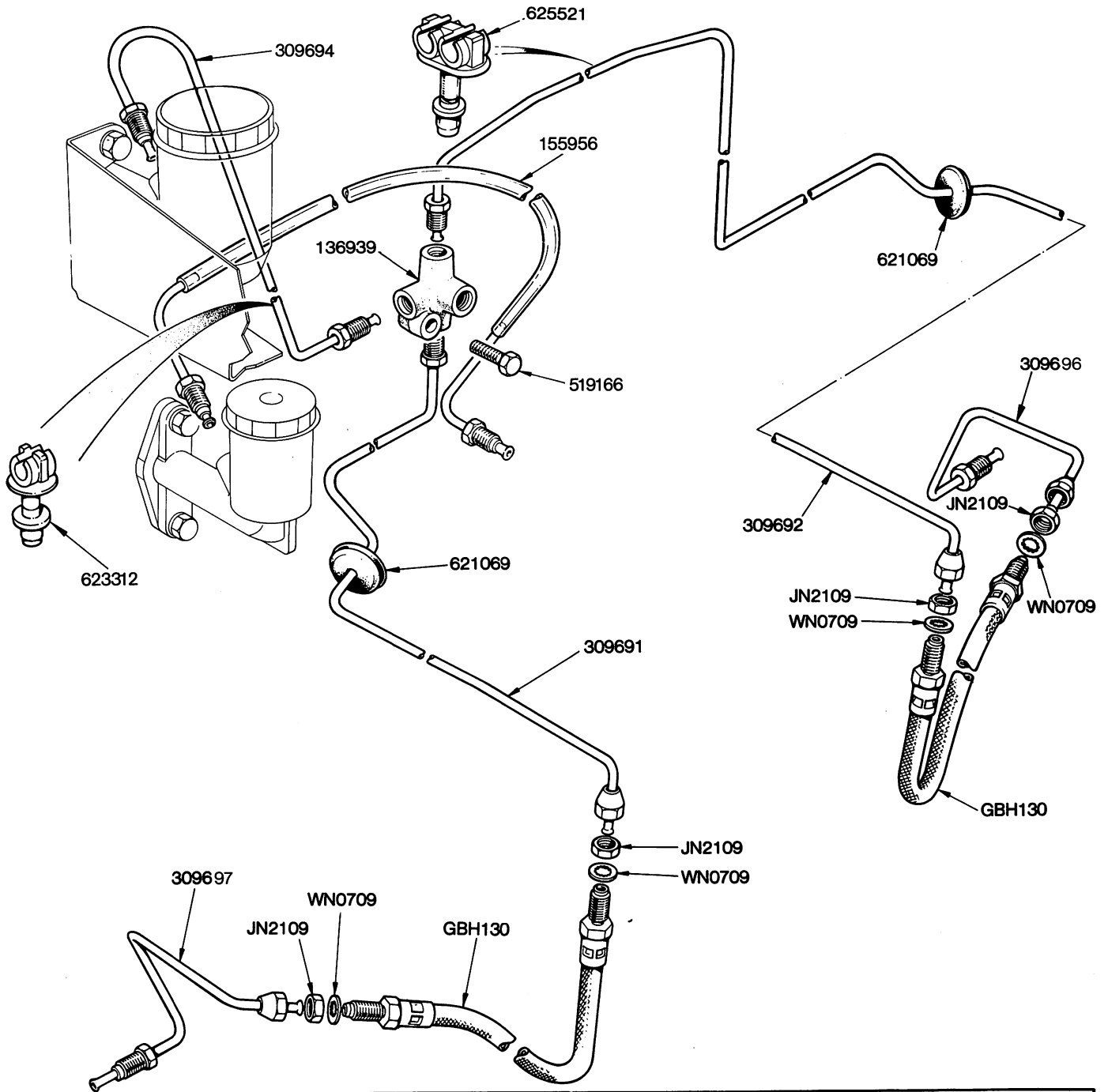
- | | | | |
|--------|------------------------------|-------|-------------------------------------|
| 218862 | Rear Brake Assembly R.H. | 1 off | } (comprising items marked thus *) |
| 218861 | Rear Brake Assembly L.H. | 1 off | |
| 515155 | Service Kit (Wheel Cylinder) | 1 off | |
| 520965 | Rear Brake Shoe Lining Pack | 1 off | |

REAR BRAKE Self Adjusting

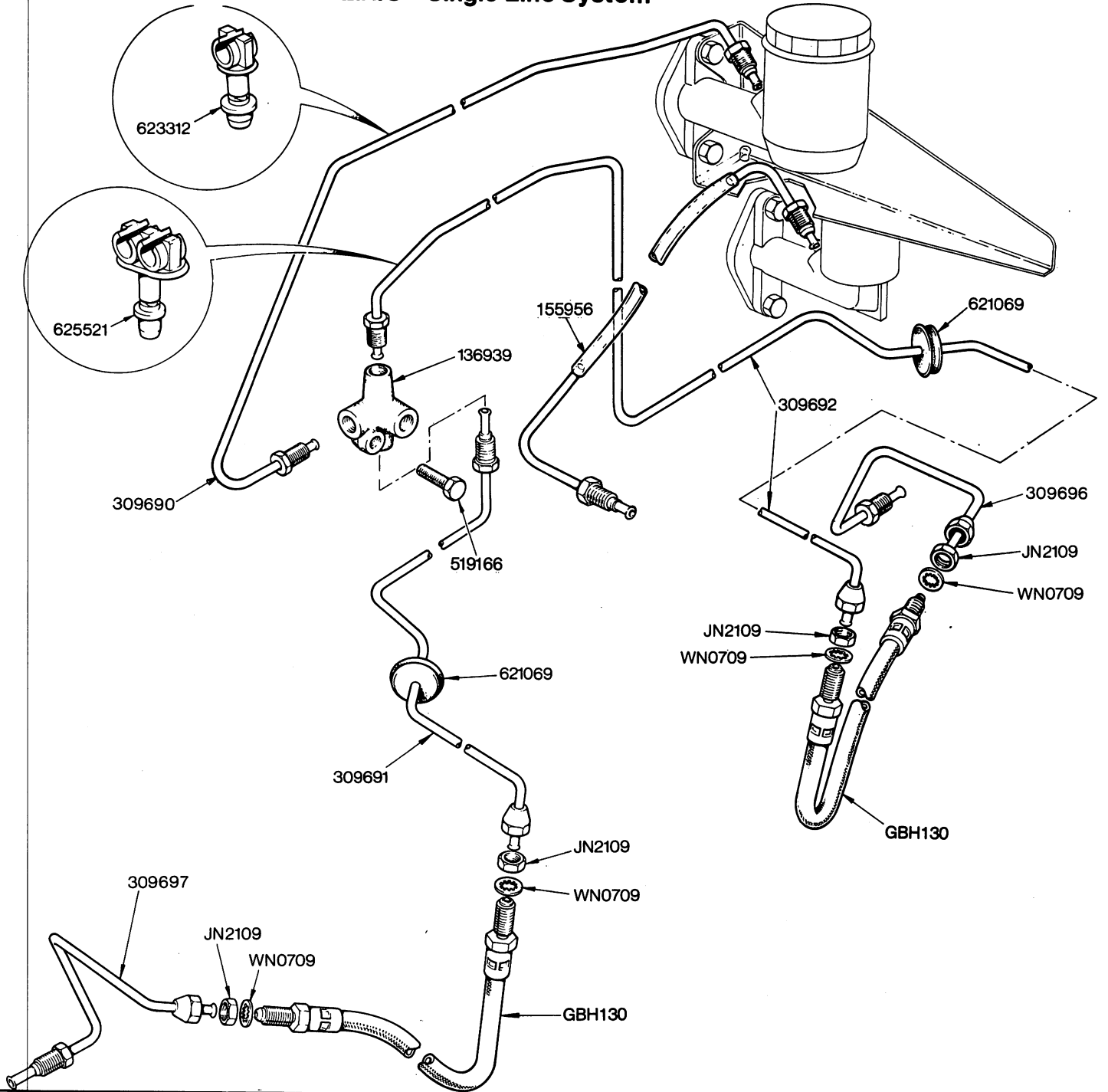


Note		
UKC0765	Service Kit (Wheel Cylinder)	1 off
520963	Rear Brake Shoe Lining Pack	1 off
218758	Rear Brake Assembly R.H.	1 off
218757	Rear Brake Assembly L.H. (comprising items marked thus ⊕)	1 off

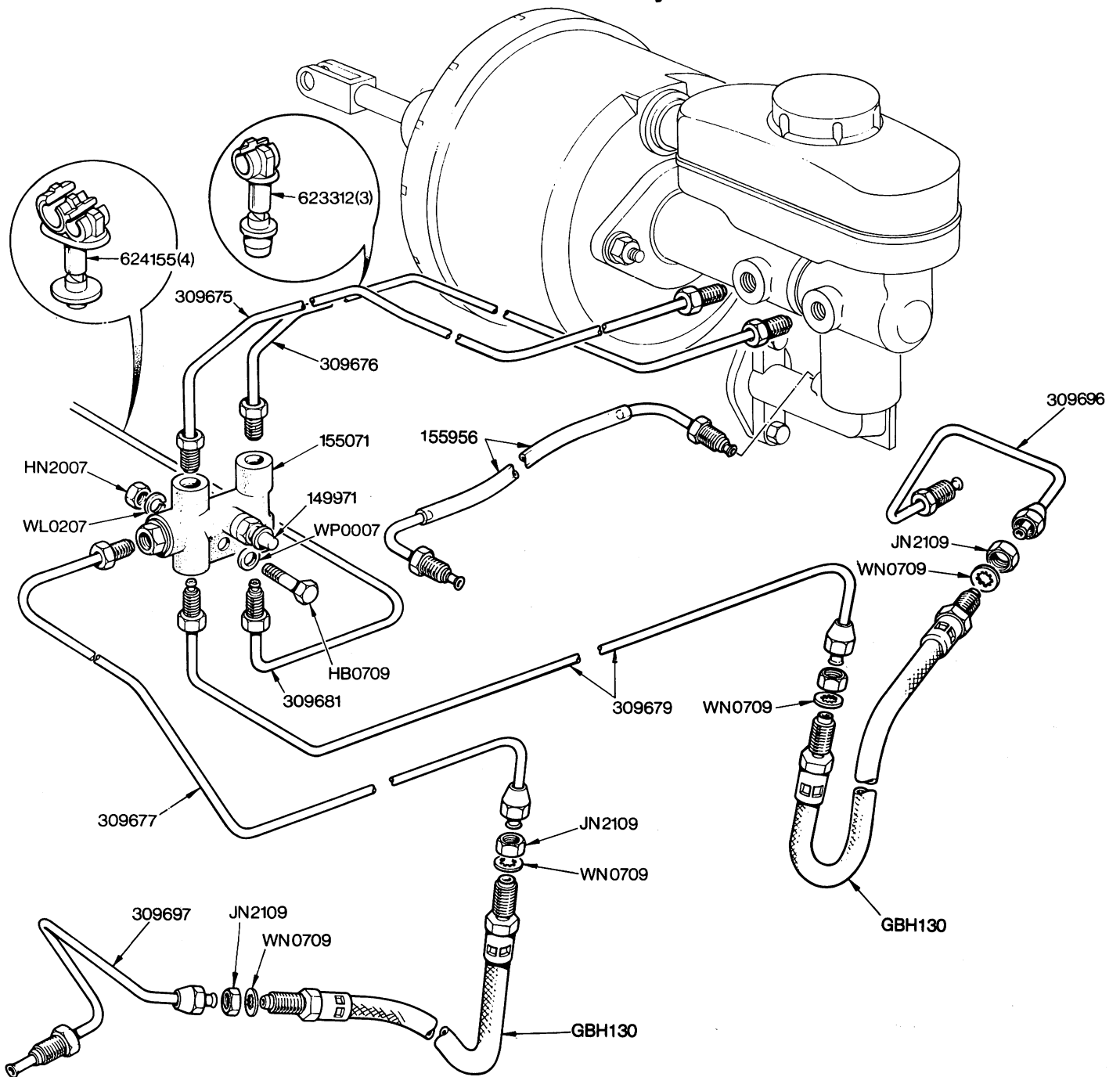
HYDRAULIC PIPES, FRONT-R.H.S.-Single Line System.



HYDRAULIC PIPES—FRONT L.H.S—Single Line System

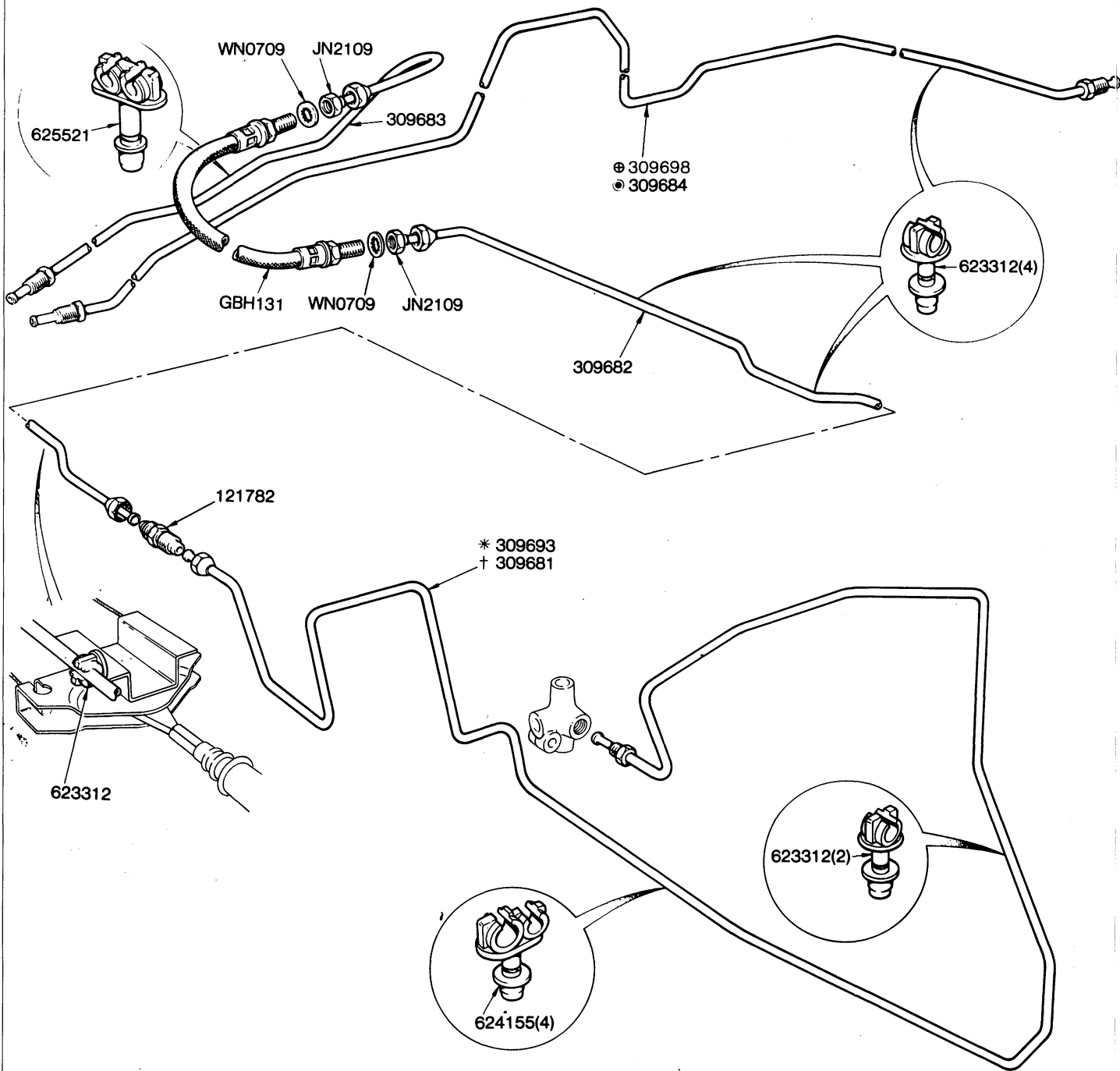


HYDRAULIC PIPES - FRONT L.H.S. - Tandem Line System



NOTE

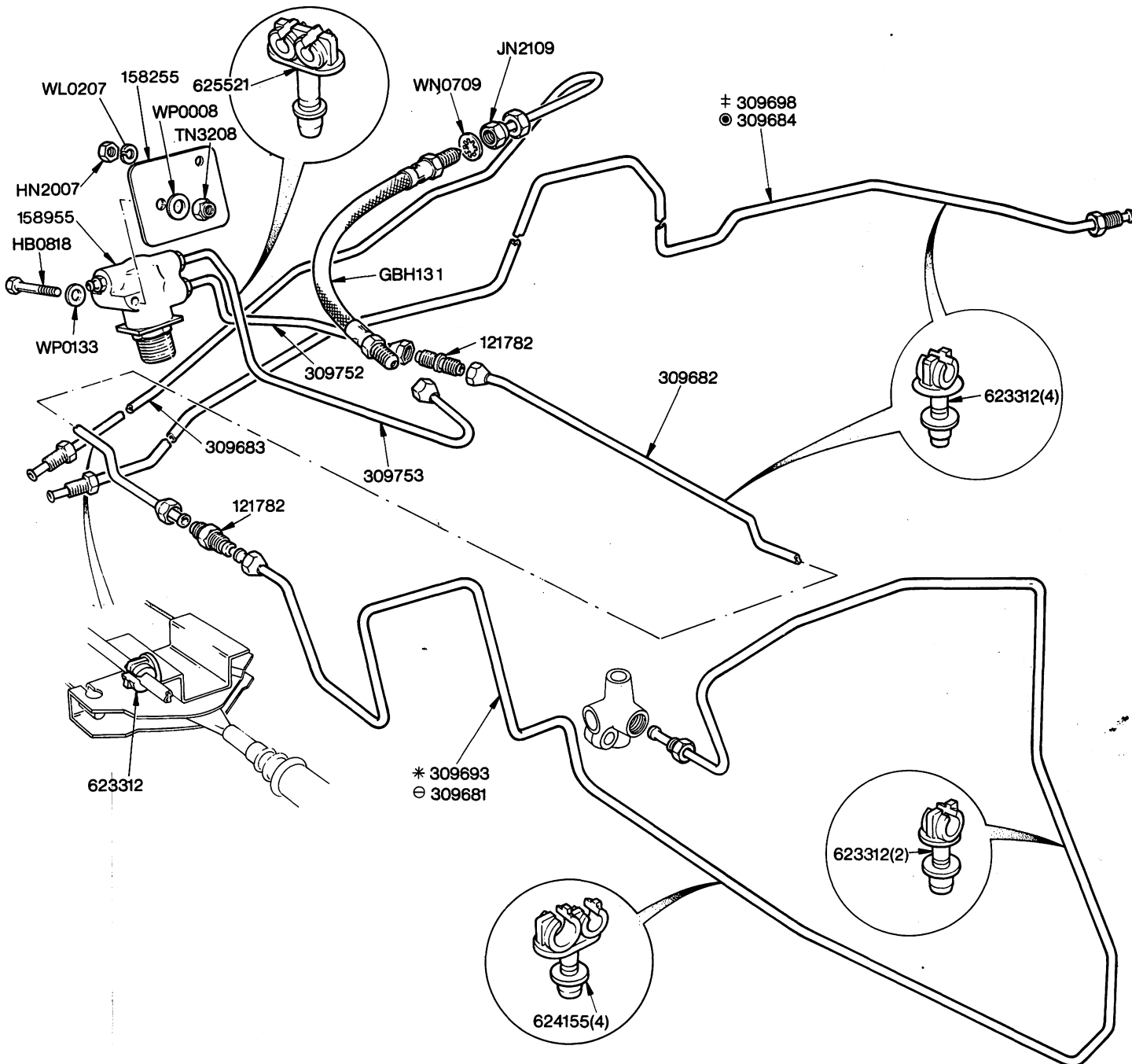
HYDRAULIC PIPES - Rear (All markets except Denmark)



NOTE

- * Single Braking System only
- † Tandem Braking System only.
- ⊙ Manual Adjusting Rear Brakes
- ⊕ Self Adjusting Rear Brakes
- See Plate M5 for details for Denmark

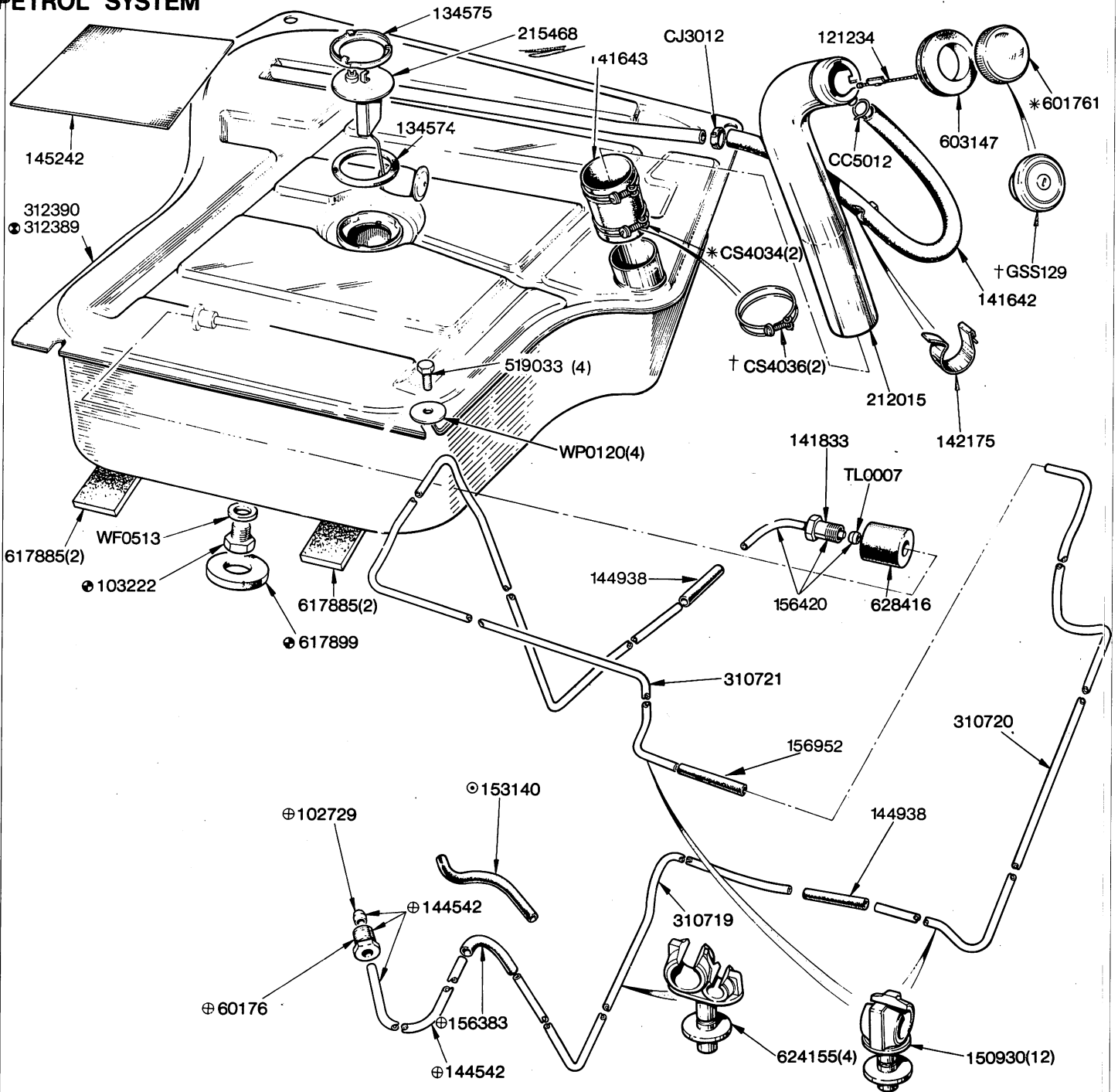
HYDRAULIC PIPES—Rear (Denmark Only)



NOTE

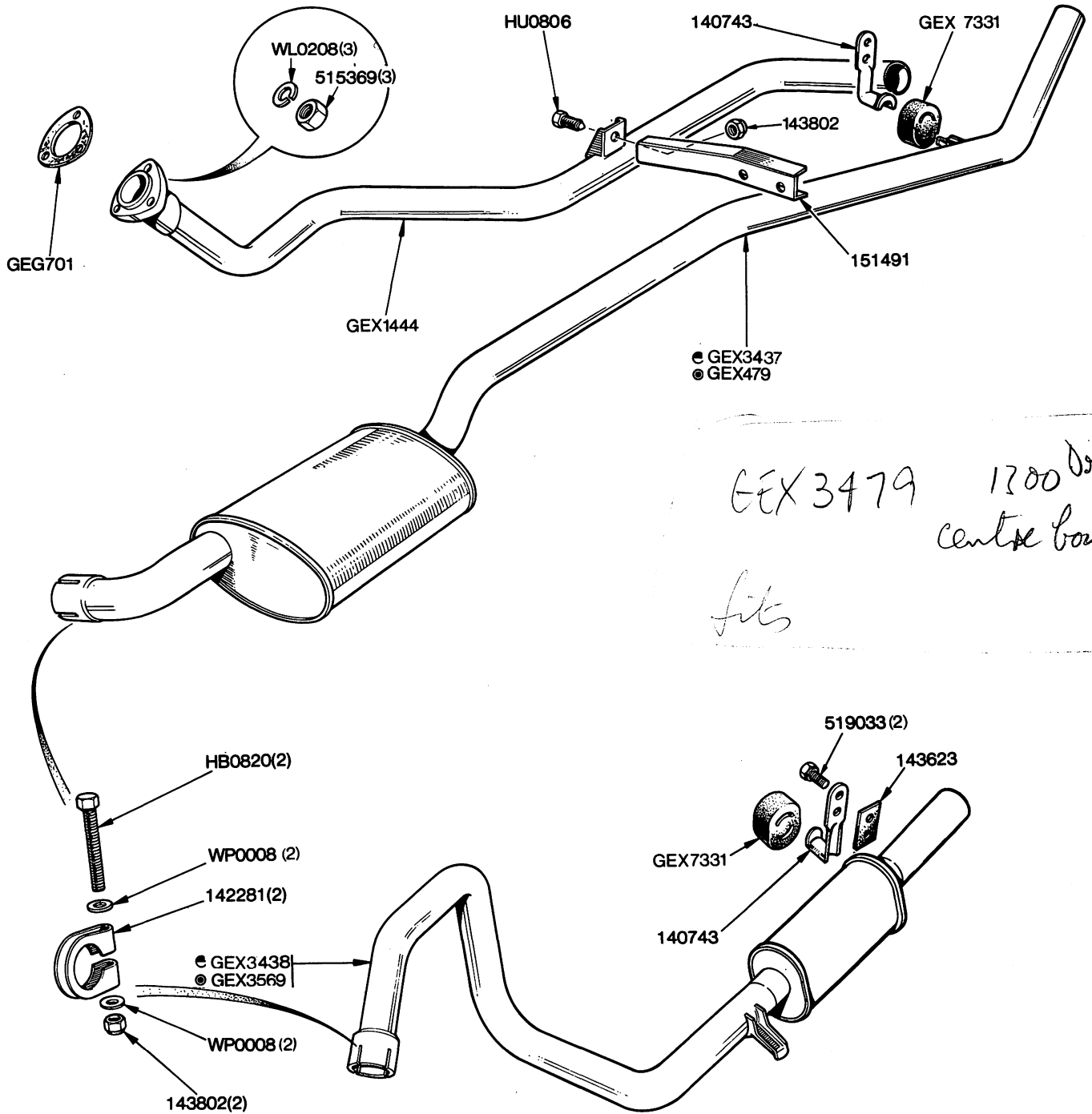
- * Single Braking System only
- ⊖ Tandem Braking System only
- ⊙ Manual Adjusting Rear Brakes
- ‡ Self Adjusting Rear Brakes

PETROL SYSTEM



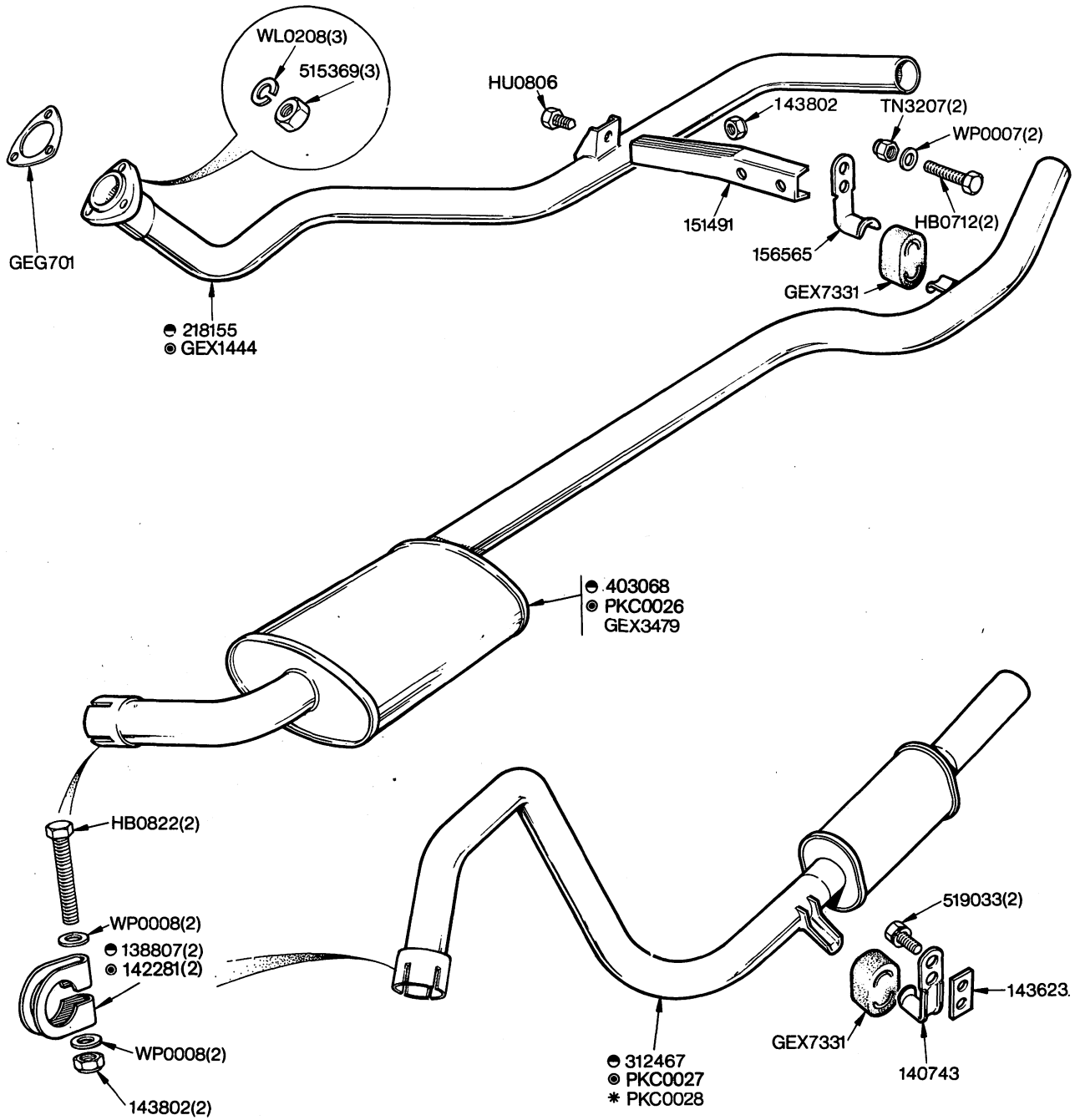
NOTE:-
 Details marked thus † are alternative fitment to details marked *
 Detail marked thus ⊙ is only required when single Carburettor is fitted
 Details marked thus ⊕ are only required when Twin Carburettors are fitted
 ⊕ Germany only

EXHAUST SYSTEM -1300cc.



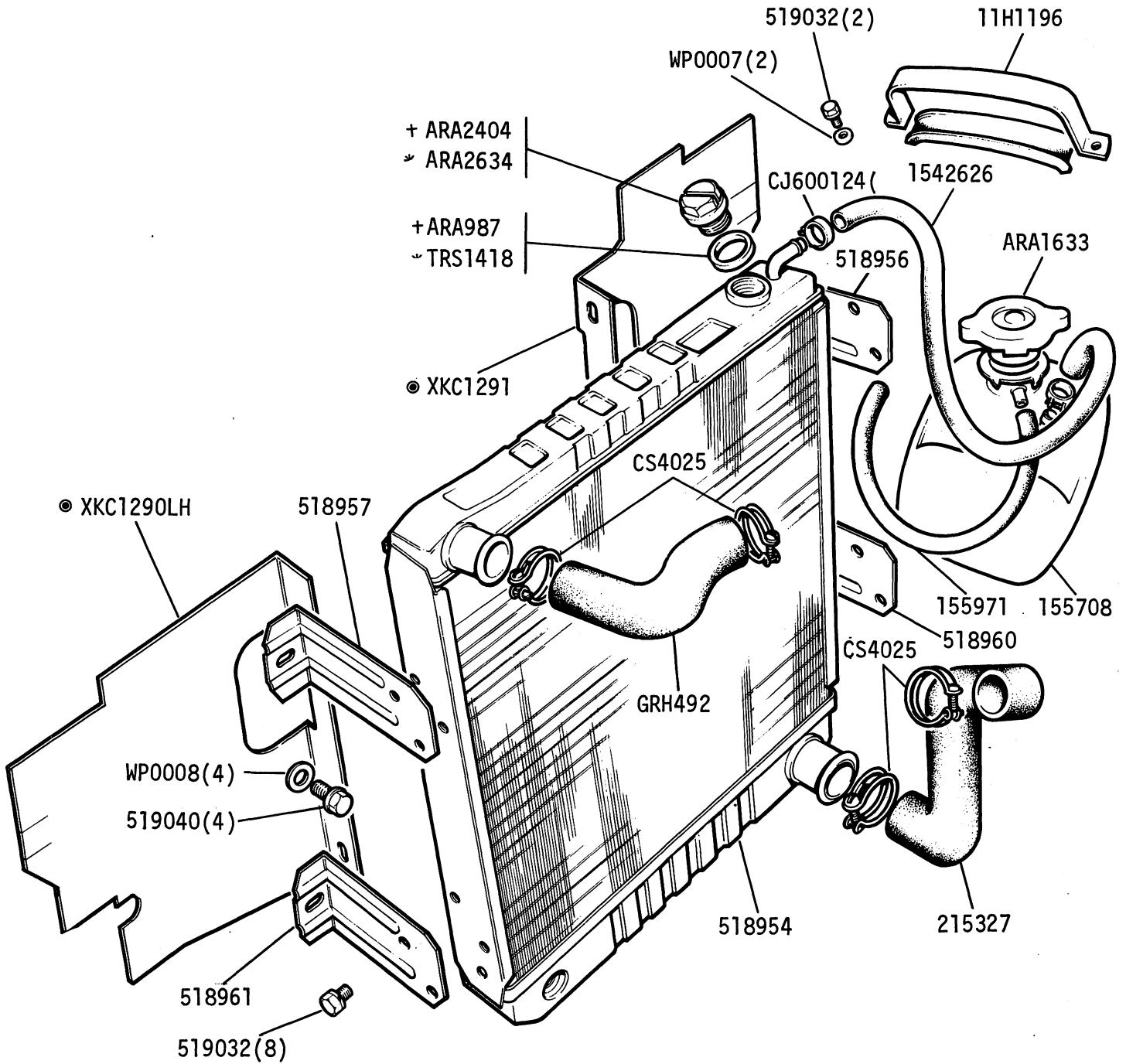
NOTE
 The details on this Plate are fitted on 1300cc. vehicles only
 (See Plate P2 for 1500cc. models)
 ● Up to Commission No ADF68801
 ● From Commission No ADF68802

EXHAUST SYSTEM 1500cc



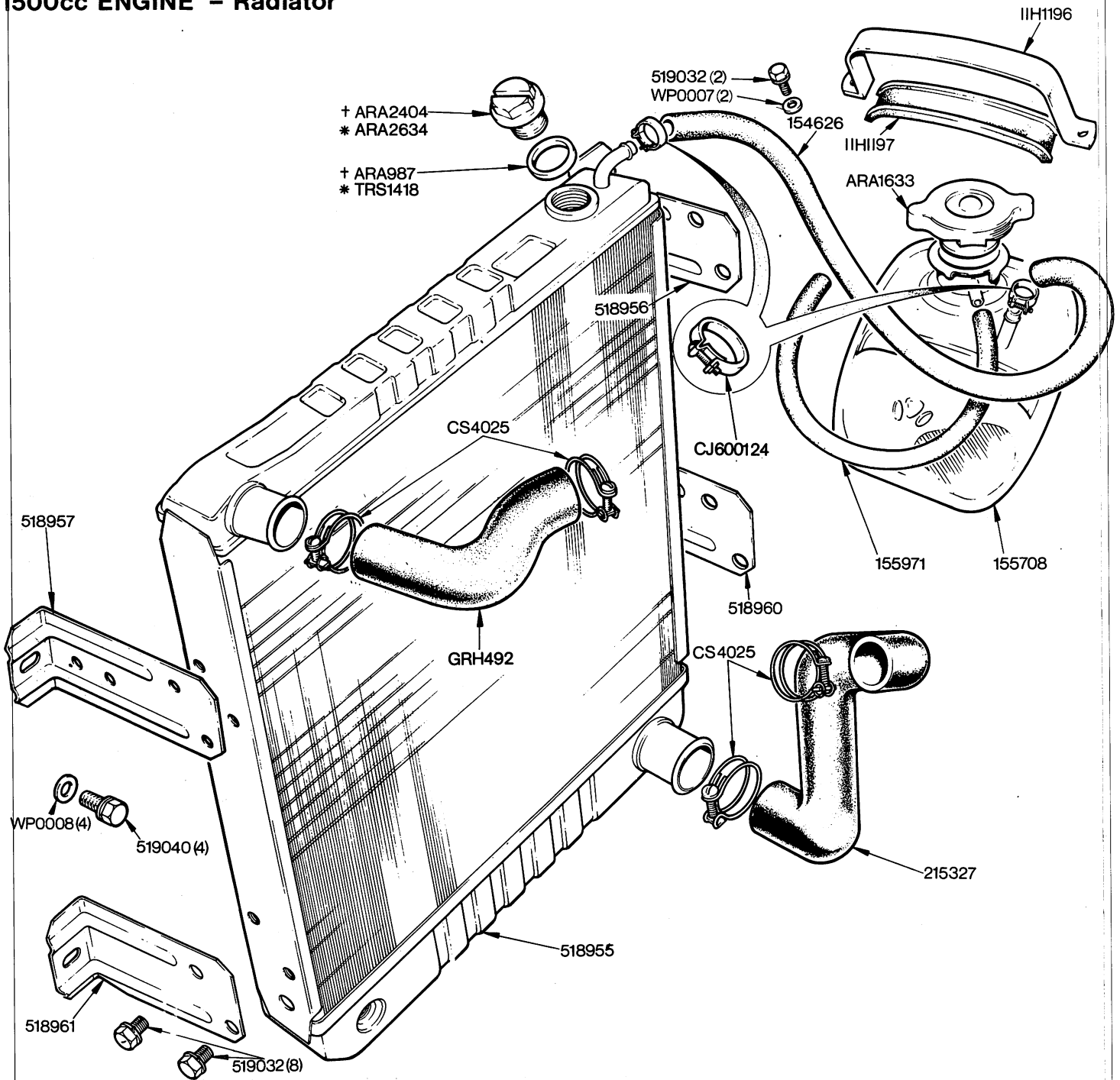
NOTE
 ● Up to Commission No ADH7070
 ◎ From Commission No ADH7071
 * To Service 1972-3 cars only

RADIATOR



† Brass } Alternative fitment
 * Plastic }
 © Fitted from Commission No. DH18059

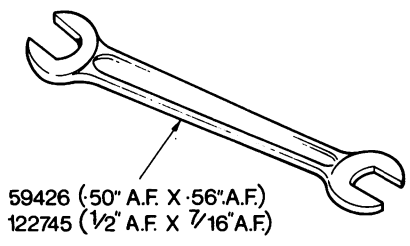
1500cc ENGINE - Radiator




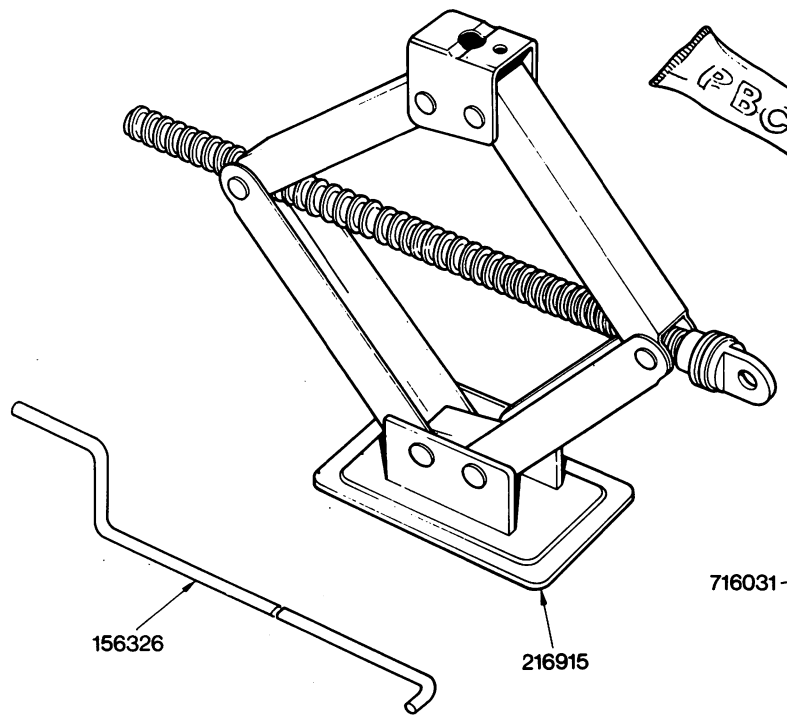
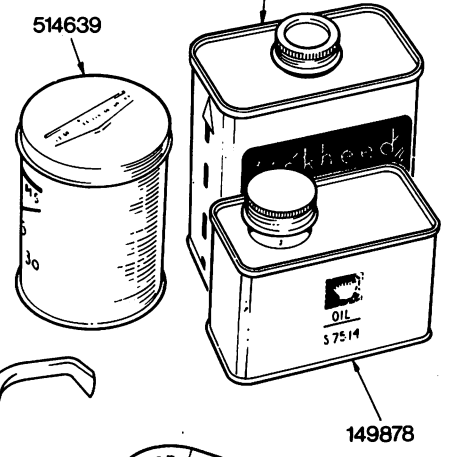
NOTE
See Plate 25-20 for Water Reflector Boards

+ Brass } Alternative fitment
* Plastic }

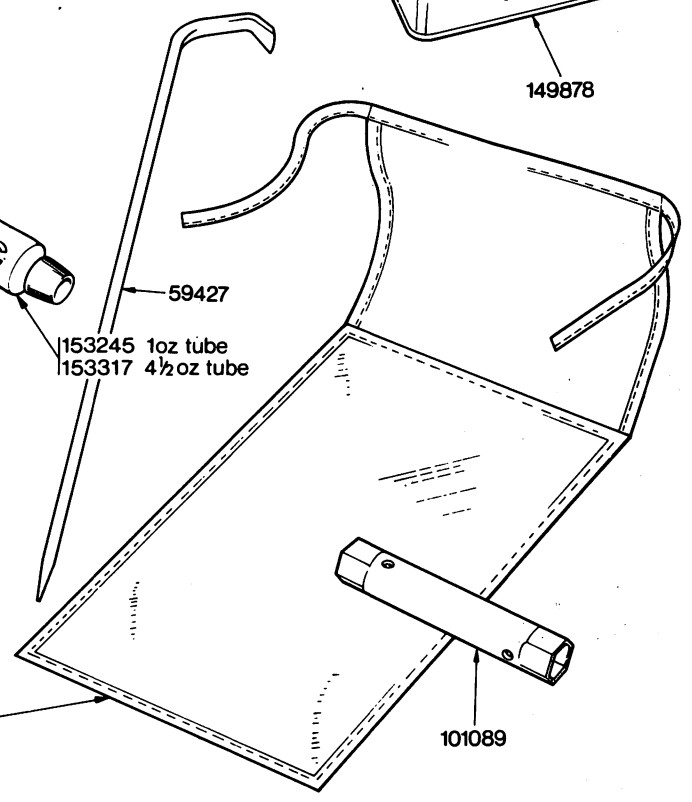
TOOLS



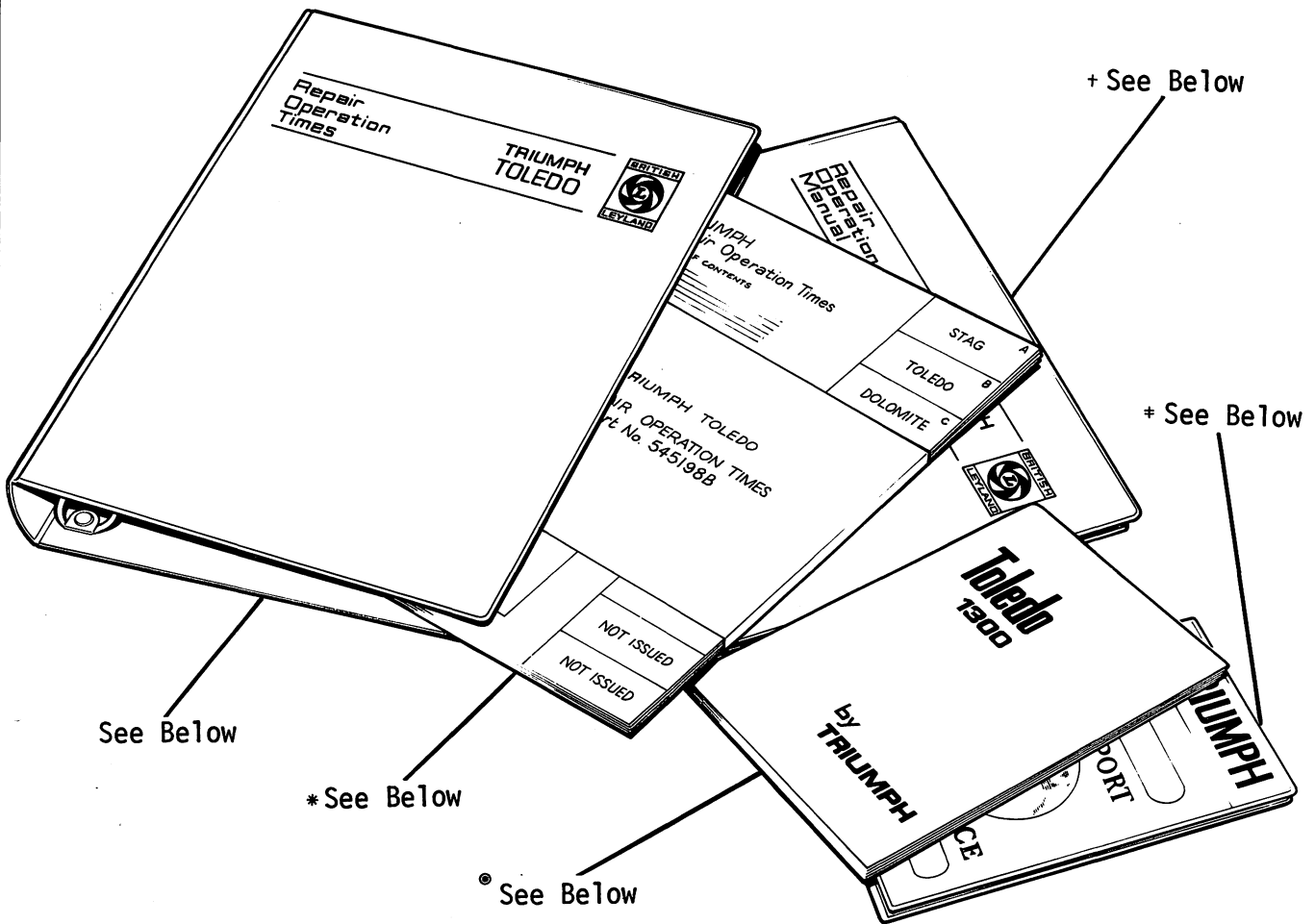
GBF101 8oz. tin
GBF102 16oz. tin
GBF103 32oz. tin



153245 1oz tube
153317 4 1/2 oz tube



PUBLICATIONS



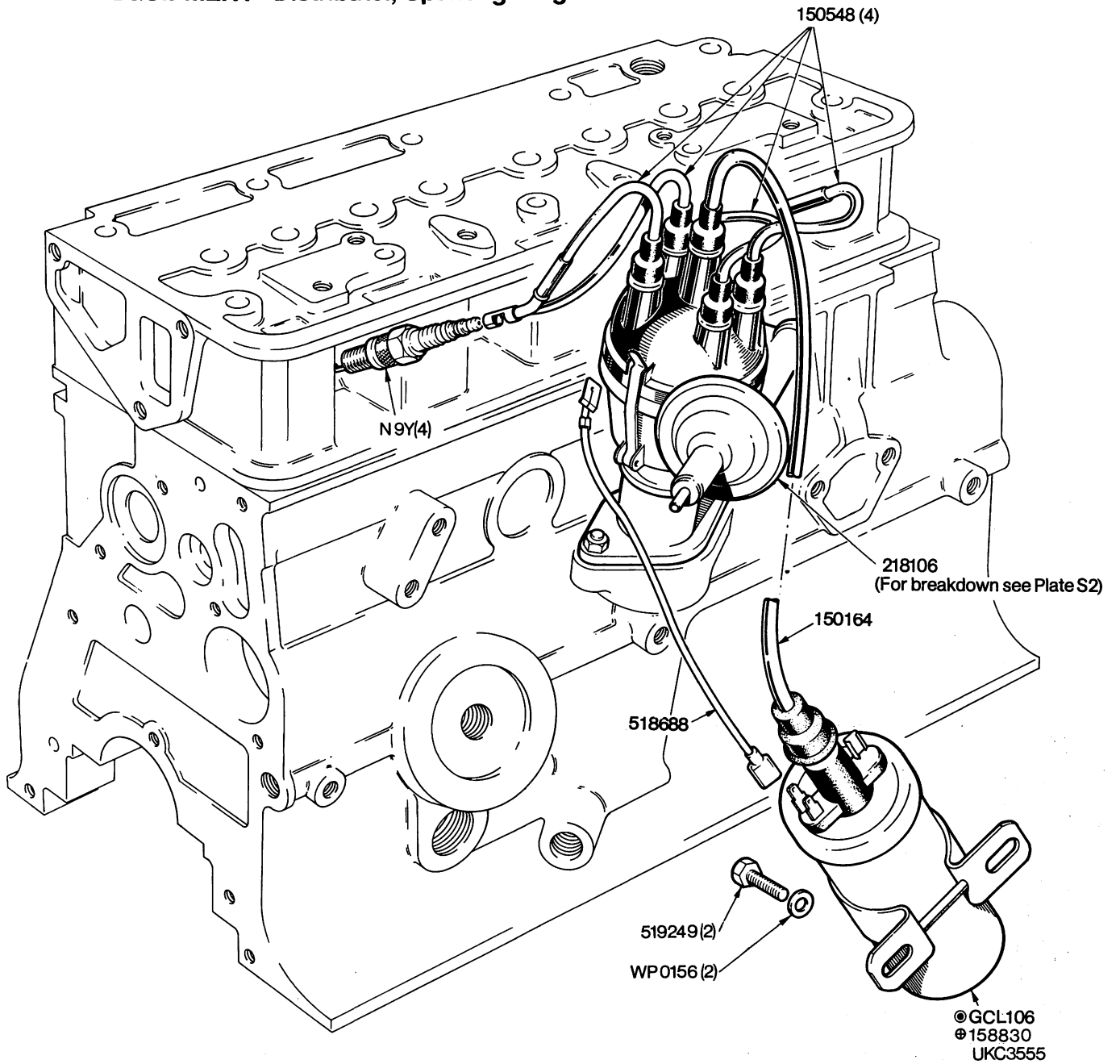
NOTE

BINDER (REPAIR TIME SCHEDULE)	+ REPAIR OPERATION MANUAL	* PASSPORT TO SERVICE
545198 English	545168 English	AKD8072 English (Home)
545199 French	545169 French	AKD7759 English (Continental)
545200 German	545180 German	AKD7760 French
545201 Italian	545171 Italian	AKD7761 Danish
545202 Dutch	545172 Dutch	AKD7762 Dutch
545203 Swedish	545173 Swedish	AKD7763 Finnish
545204 Danish	545174 Swedish	AKD7764 German
545205 Spanish	545197 Danish	AKD7765 Italian
545269 Portuguese		AKD7766 Norwegian
		AKD7767 Portuguese
		AKD7768 Spanish
		AKD7769 Swedish
		AKD8060 West Germany
* INSERTS (REPAIR TIME SCHEDULE)	• OWNERS HANDBOOK	
545198/B English	545116 English (1300cc)	
545199/B French	545140 English (1500cc)	
545200/B German	545120 French	
545201/B Italian	545121 German	
545202/B Dutch	545179 Italian	
545203/B Swedish	545180 Dutch	
545204/B Danish	545181 Danish	
545205/B Spanish	545182 Swedish	
545269/B Portuguese	545183 Finnish	
545291/B Finnish	545184 Spanish	
	545185 Portuguese	



TOLEDO (1973)

ELECTRICAL EQUIPMENT—Distributor, Sparking Plugs and Leads.

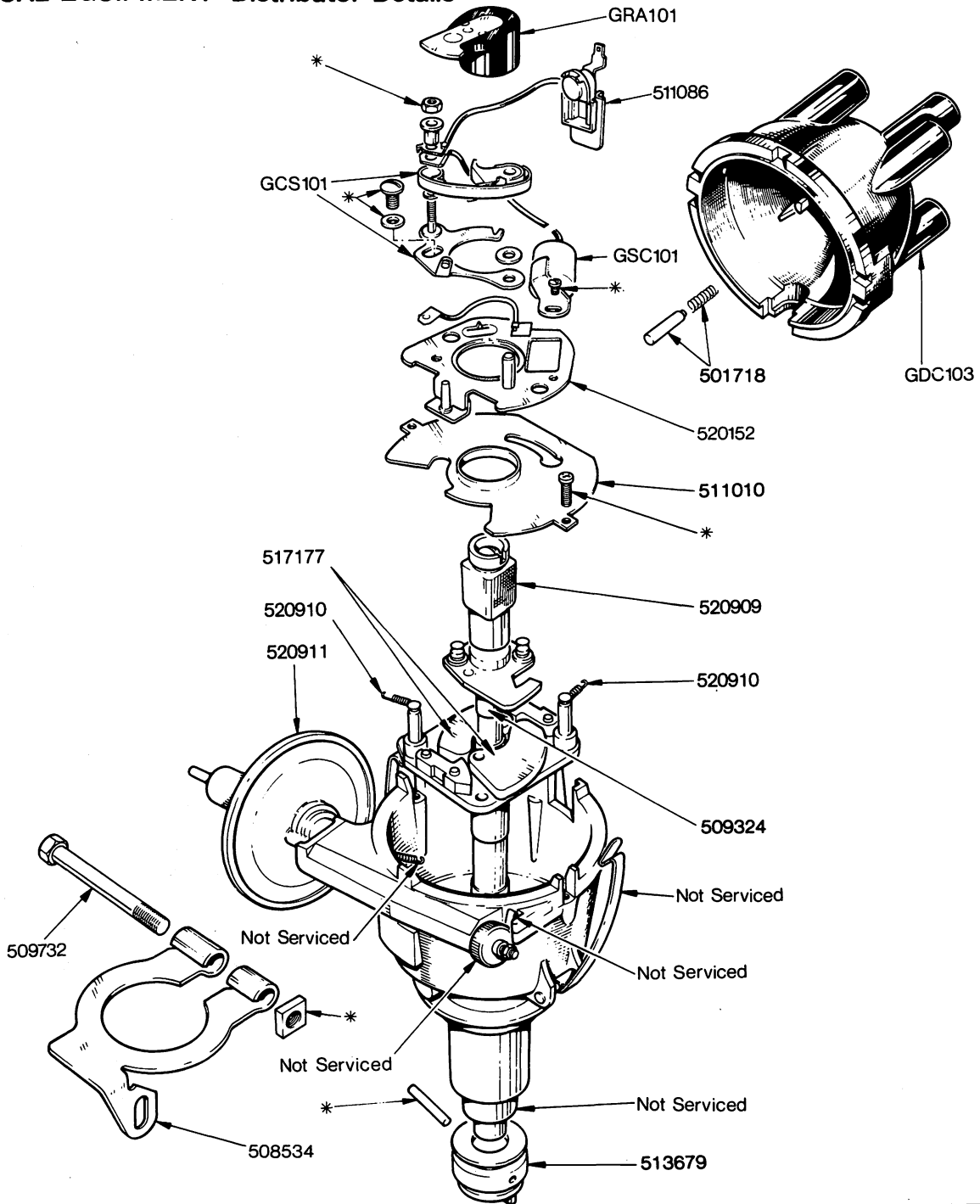


NOTE

517355 Ignition Lead Kit 1 off (Comprising 4 Plug Leads and Coil to Distributor Lead) up to Commission No.

⊙Lucas type (Fitted up to Commission No only)
 ⊕Lucas type (Fitted from Commission No onwards)
 Engine Leads Group.TKC1394 from Commission No.

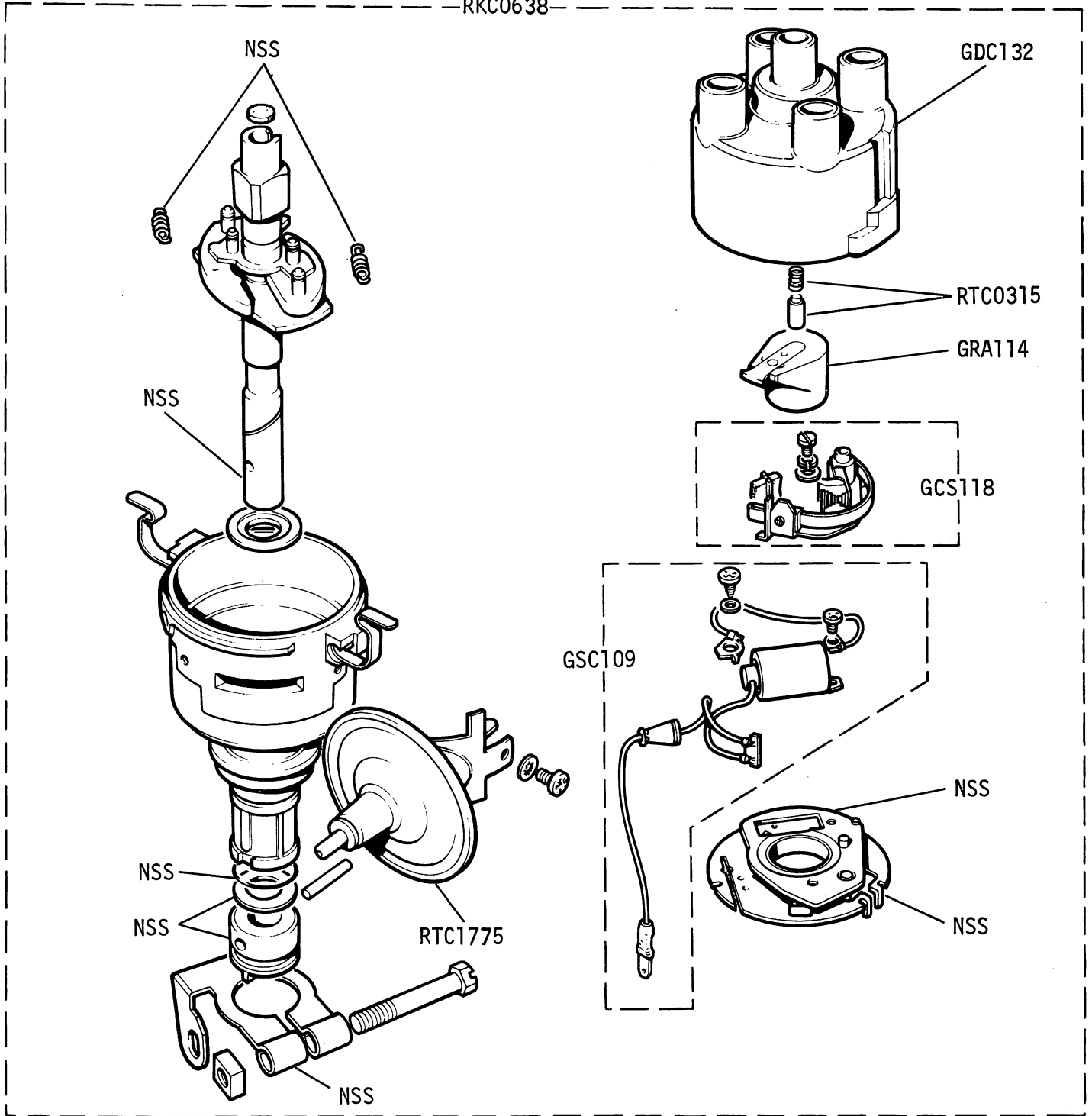
ELECTRICAL EQUIPMENT—Distributor Details



NOTE
 218106 Distributor Assembly 1 off
 Items marked thus * are part of Sundry Parts Kit 501728 up to Engine No. DH42825 1300cc
 See 24-27 for future

ELECTRICAL EQUIPMENT - Distributor Details

RKC0638



From Engine No. DH42826

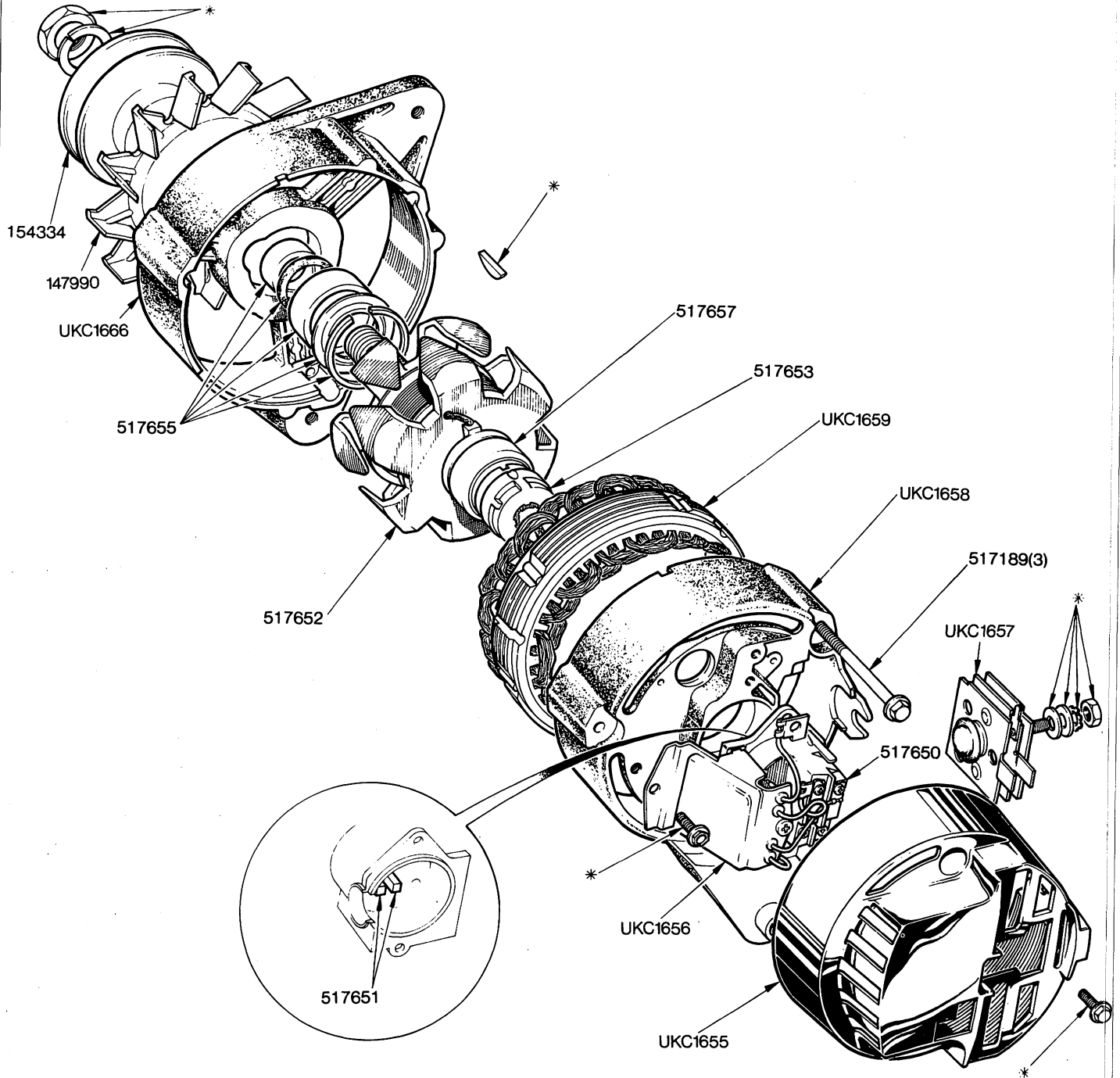


TOLEDO 1973

25-27

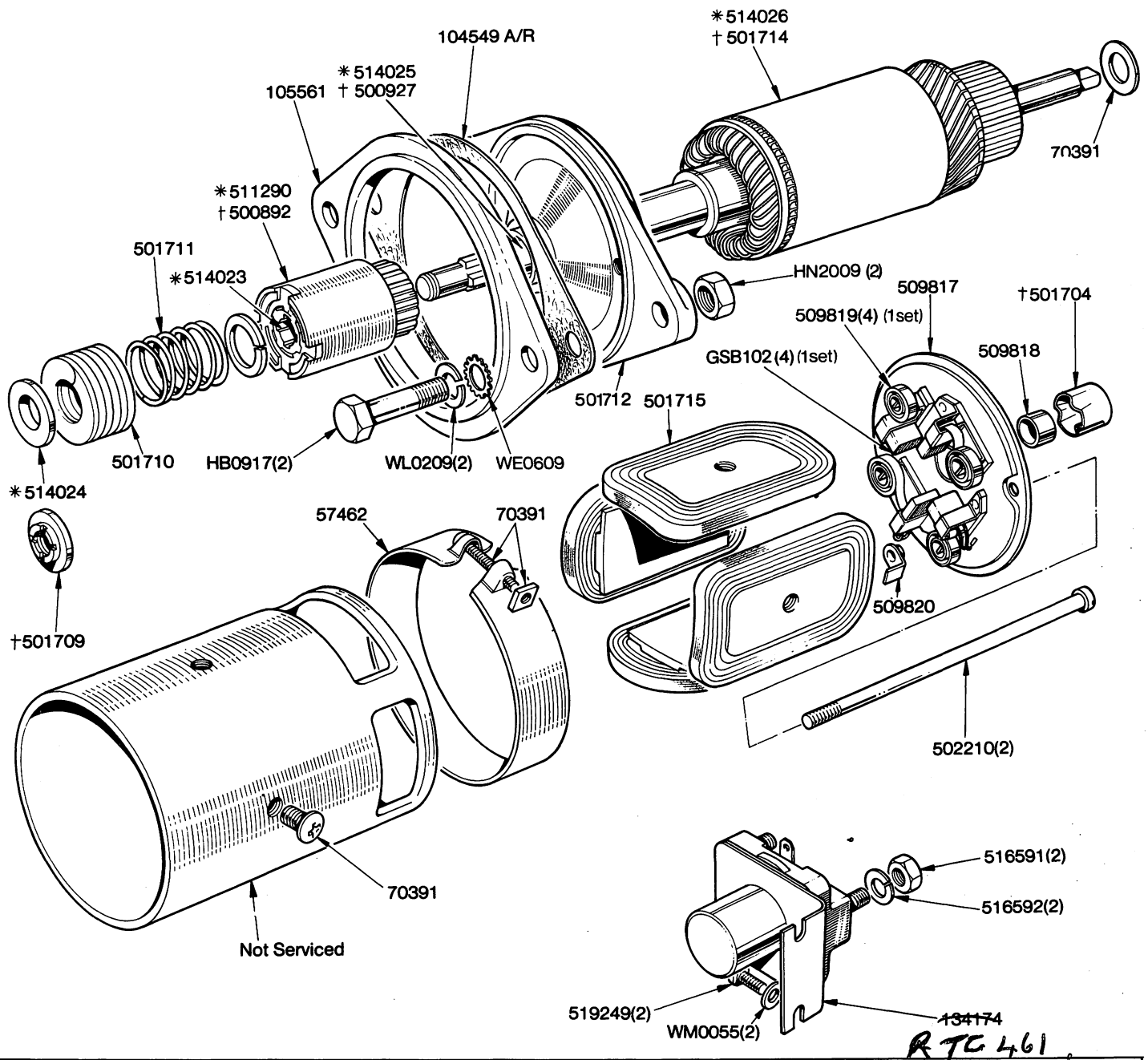
B5146

ELECTRICAL EQUIPMENT - Alternator 16 ACR



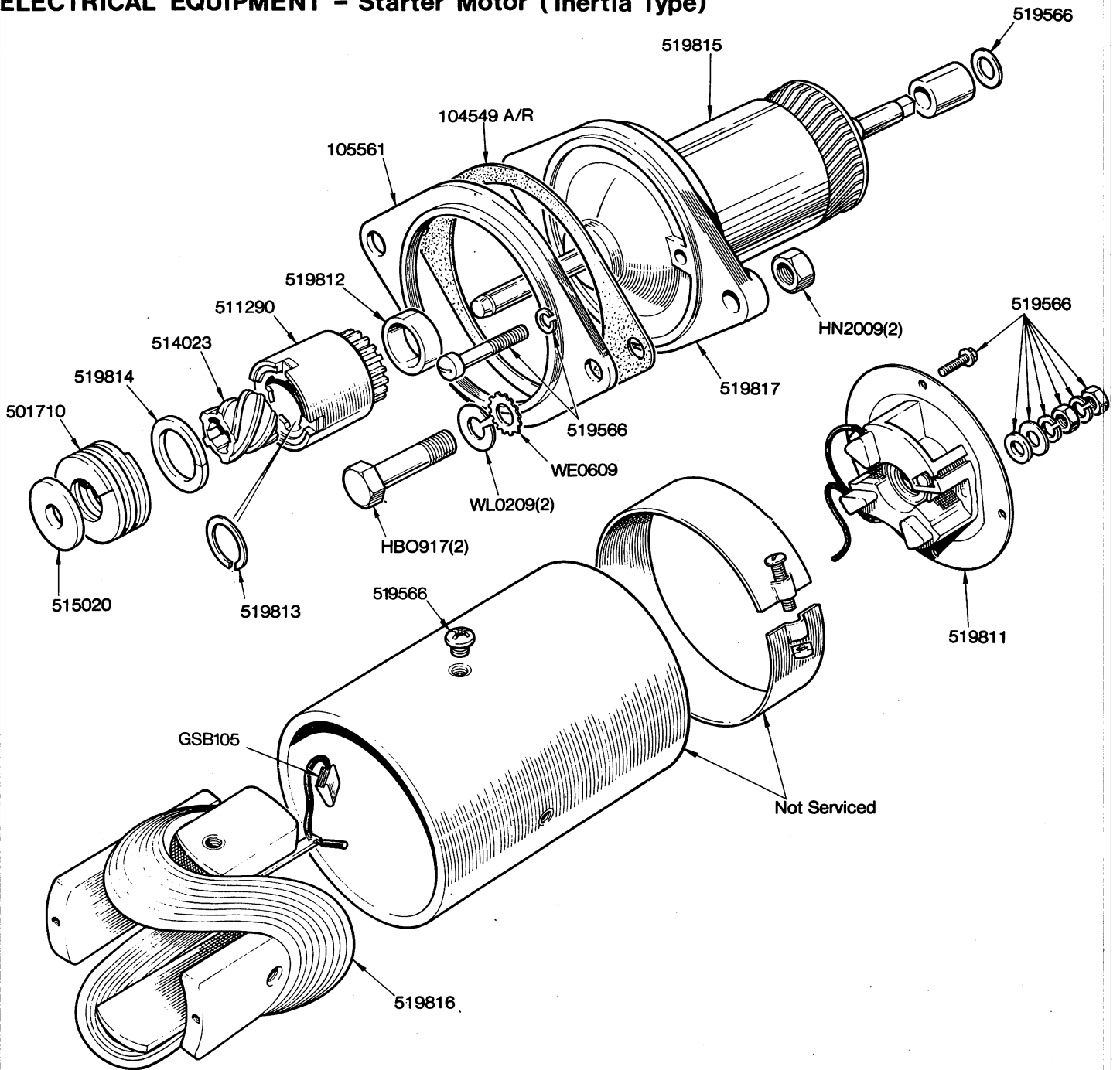
NOTE
 219267 Alternator 16 ACR (comprising all details on this Plate)
 UKC1332 Surge Protection Device 1 off (Not illustrated)
 Items marked thus * are part of Sundry part set 517237
 For Alternator mounting details see Plate A13 for 1300c.c. and Plate A29 for 1500 c.c.

ELECTRICAL EQUIPMENT—Starter Motor (Inertia Type)



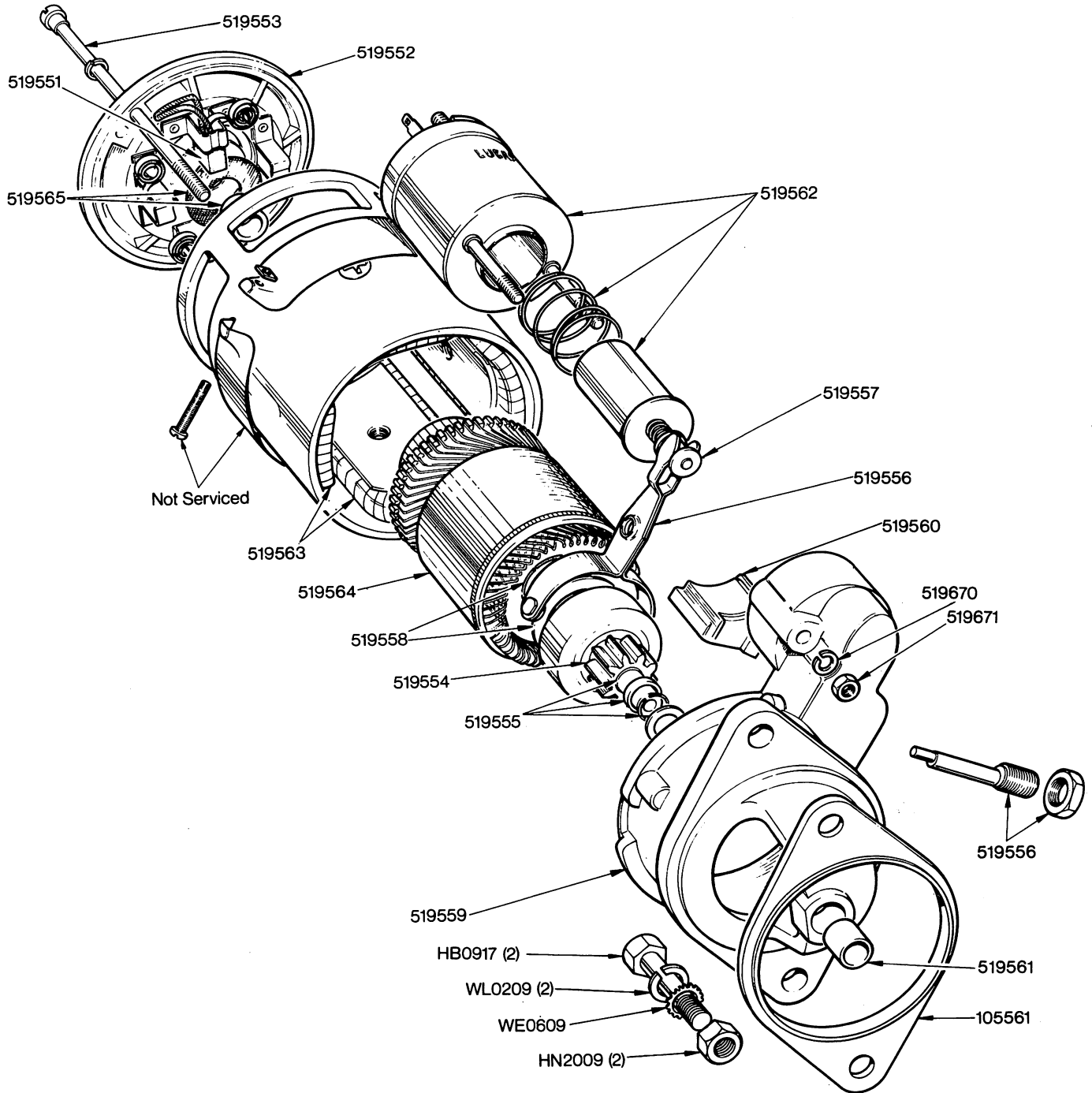
NOTE
 200535 Starter Motor (inertia type—fitted to normal engine) 1 off (Alternative fitment to detail on Plate S5)
 70391 Sundry Parts Set 1 off
 Items marked thus * are part of Lucas No. 25079.B. only.
 Items marked thus † are part of Lucas No. 25022 only.
 The details on this plate are NOT REQUIRED when pre-engaged Starter Motor is fitted

ELECTRICAL EQUIPMENT - Starter Motor (Inertia Type)



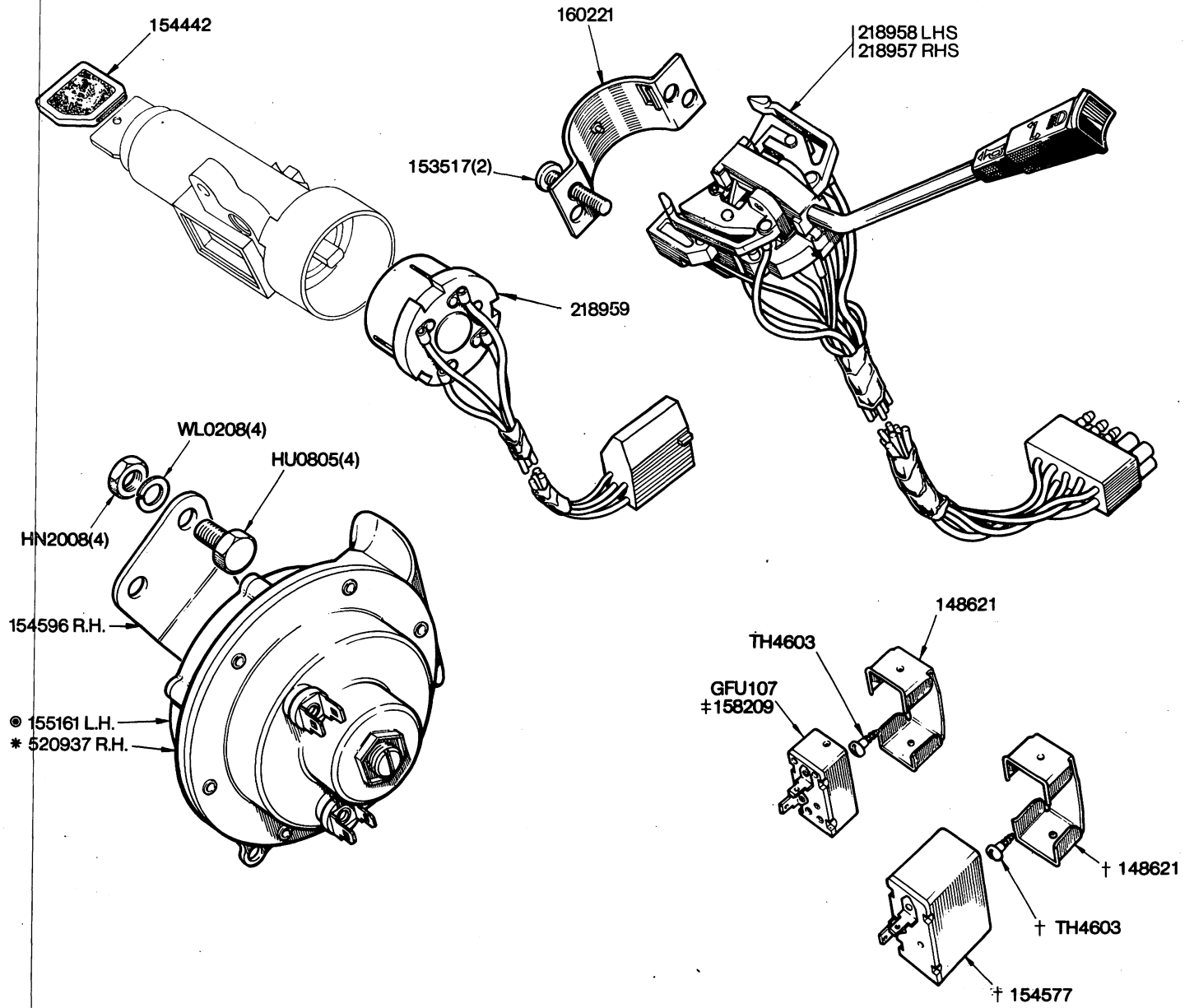
NOTE
 200535 Starter Motor, inertia type (Lucas No. 25149B) (Alternative fitment to detail on Plate S4)

ELECTRICAL EQUIPMENT - Starter Motor (pre-engaged)



NOTE
 216991 Starter Motor Assembly 1 off
 519566 Sundry Part Set 1 off
 158385 Extension Lead (Starter Solenoid to Solenoid) 1 off
 (NOTE:- Solenoid on Plate S4 is required when above lead is fitted)

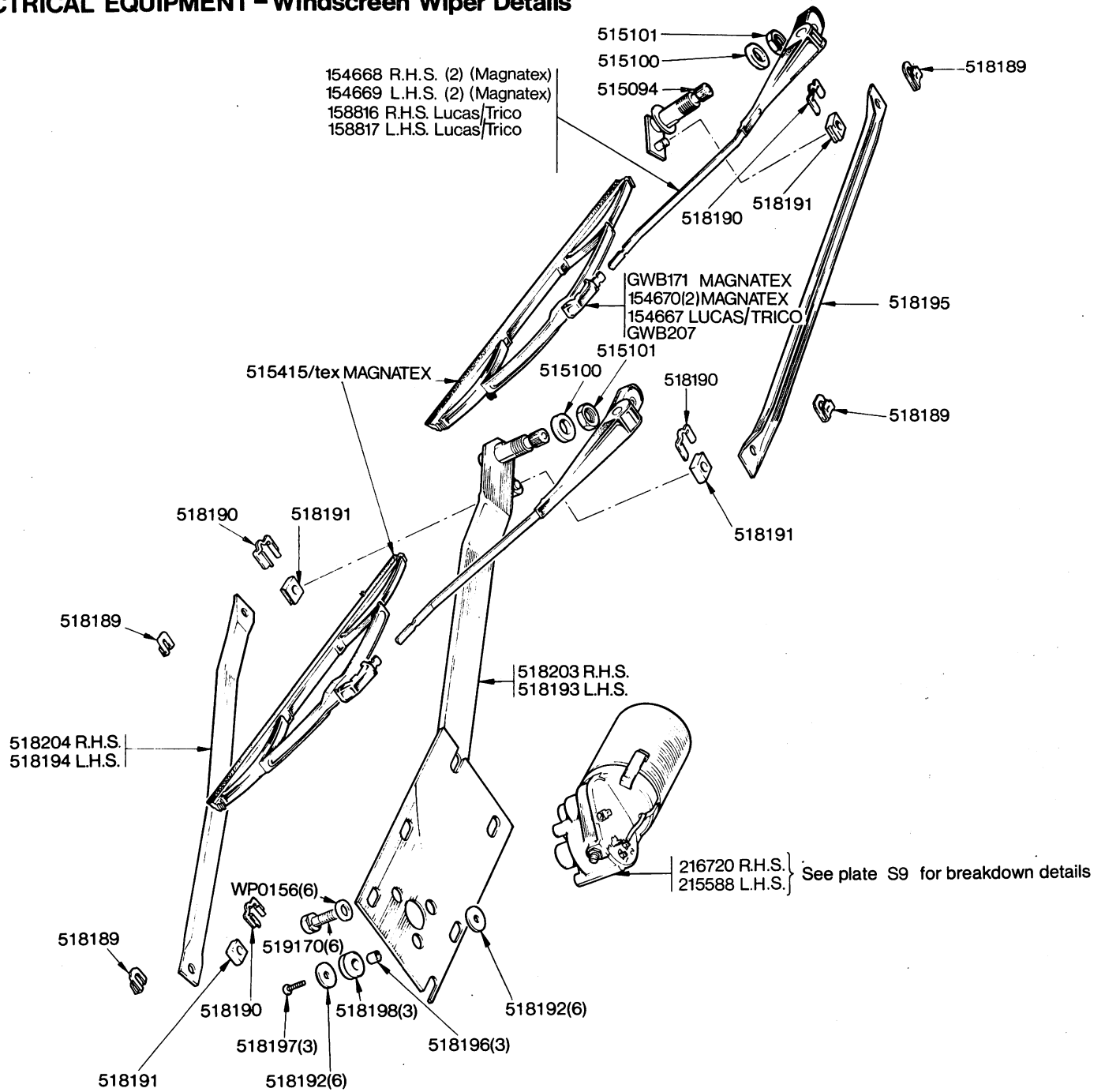
ELECTRICAL EQUIPMENT—Horns, Steering Column Controls, etc.



NOTE

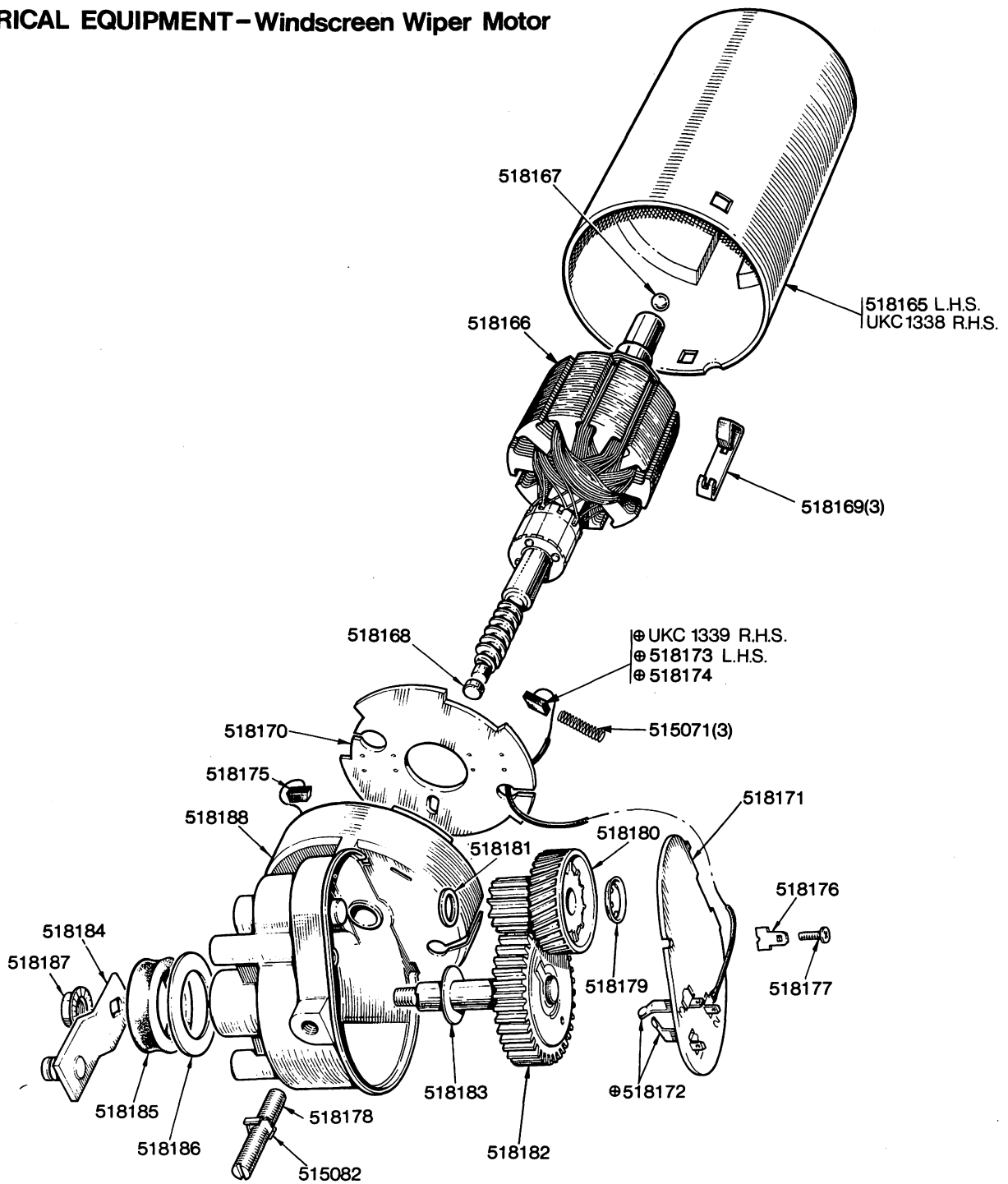
- ⊙ Low Note Horn (including Bracket) L.H.S. of Vehicle
- * High Note Horn (less Bracket) R.H.S. of Vehicle
- † Germany only
- ‡ Norway, Germany and special orders

ELECTRICAL EQUIPMENT - Windscreen Wiper Details



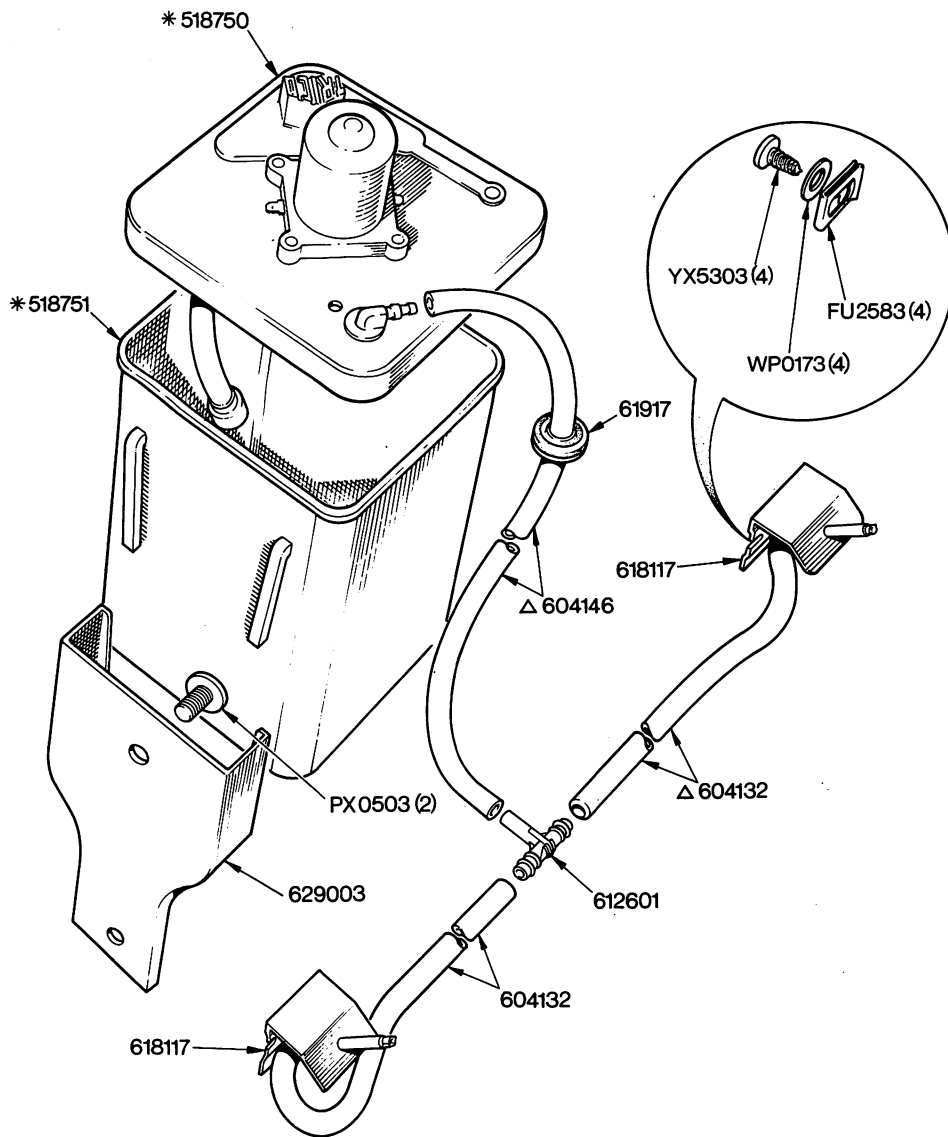
NOTE

ELECTRICAL EQUIPMENT - Windscreen Wiper Motor



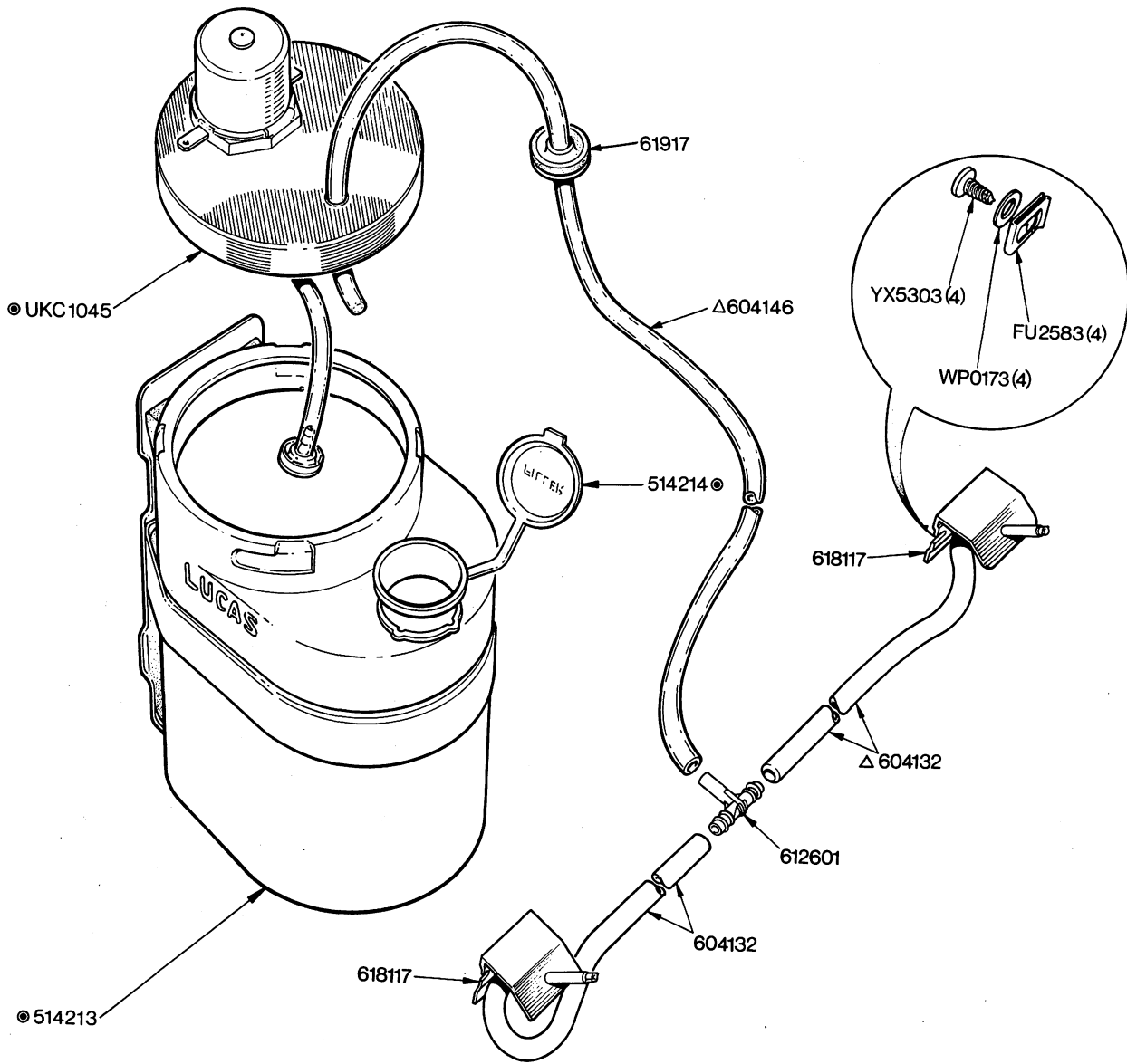
NOTE
 216720 Wiper Motor R.H.S. (two speed) 1off }
 215588 Wiper Motor L.H.S. (two speed) 1off } Comprising all details above
 Items indicated ⊕ are part of 518171

ELECTRICAL EQUIPMENT - Windscreen Washer (Trico Type)



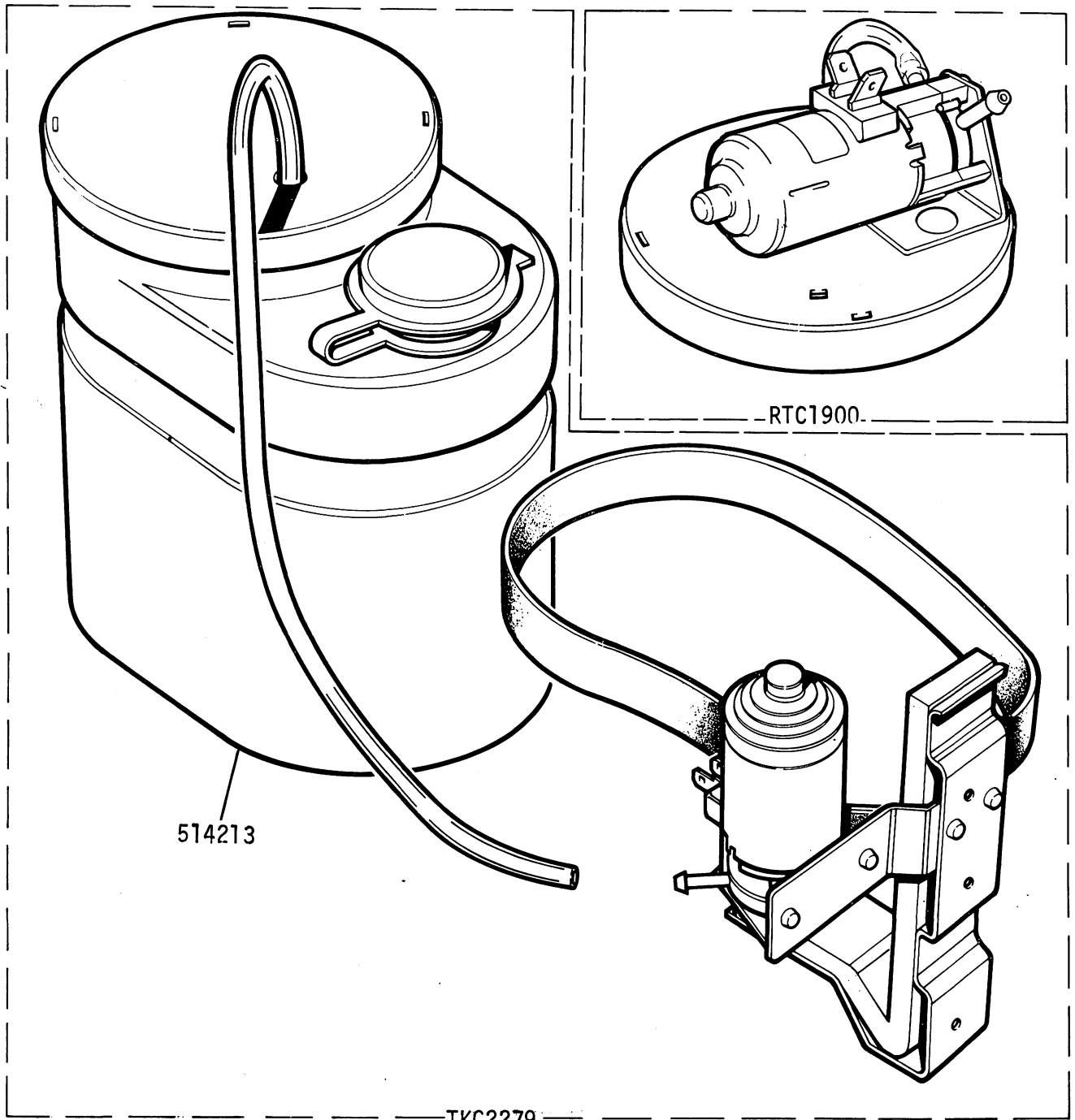
NOTE
 720094 Electrical Windscreen Washer Bottle assembly (Trico type)
 Comprising all items marked thus *
 △ Sold in feet
 See Plate S11 for alternative Lucas Type

ELECTRICAL EQUIPMENT - Windscreen Washer (Lucas Type)



NOTE
 217376 Windscreen Washer Assembly (Lucas type) 1 off
 (Comprising details ●)
 Δ Sold in feet
 See Plate S10 for alternative Trico type
 Fitted up to Commission No

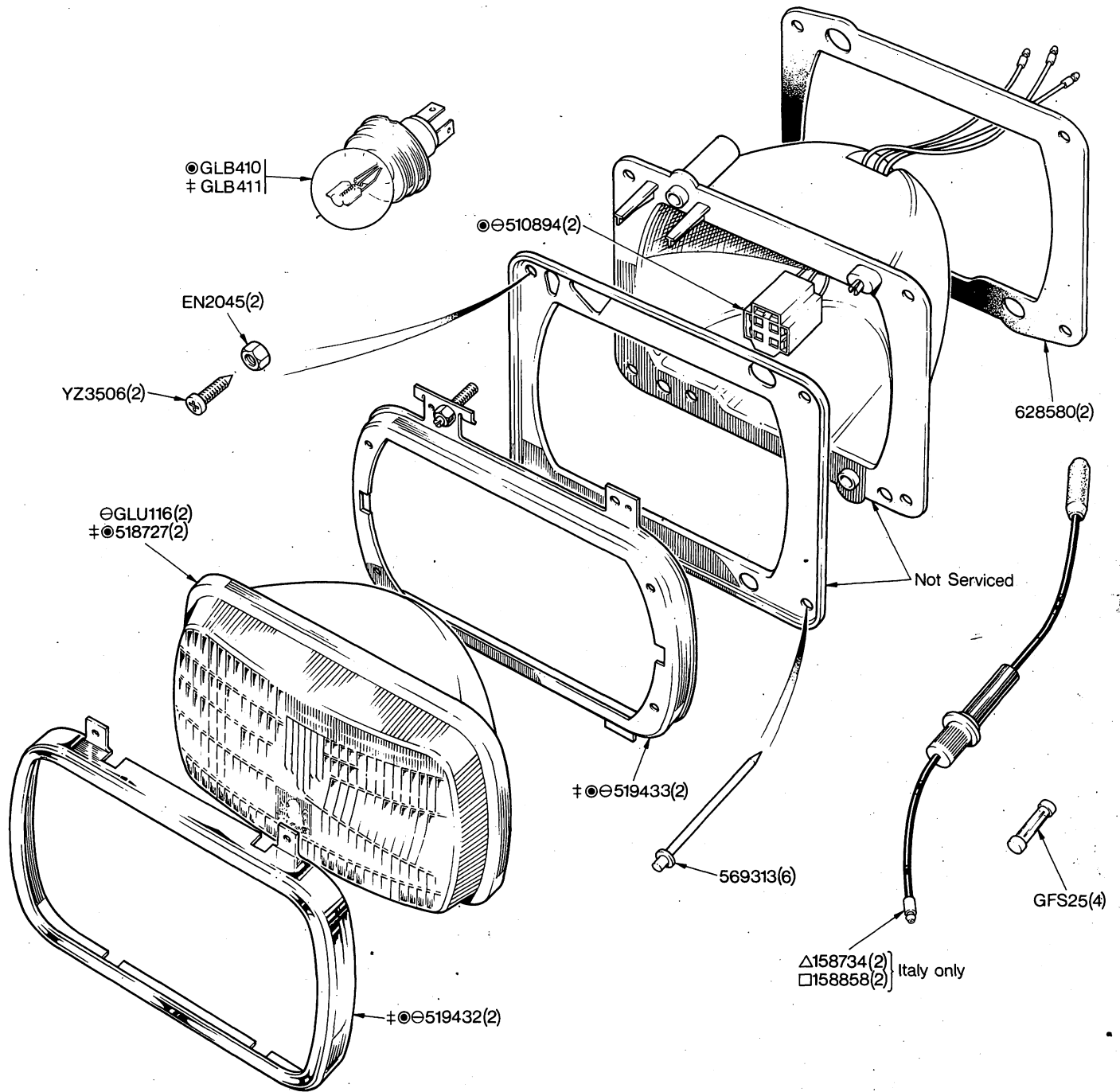
ELECTRICAL EQUIPMENT - Windscreen Washer



Fitted from Commission No.
RTC1900 to be used for all Motor replacements



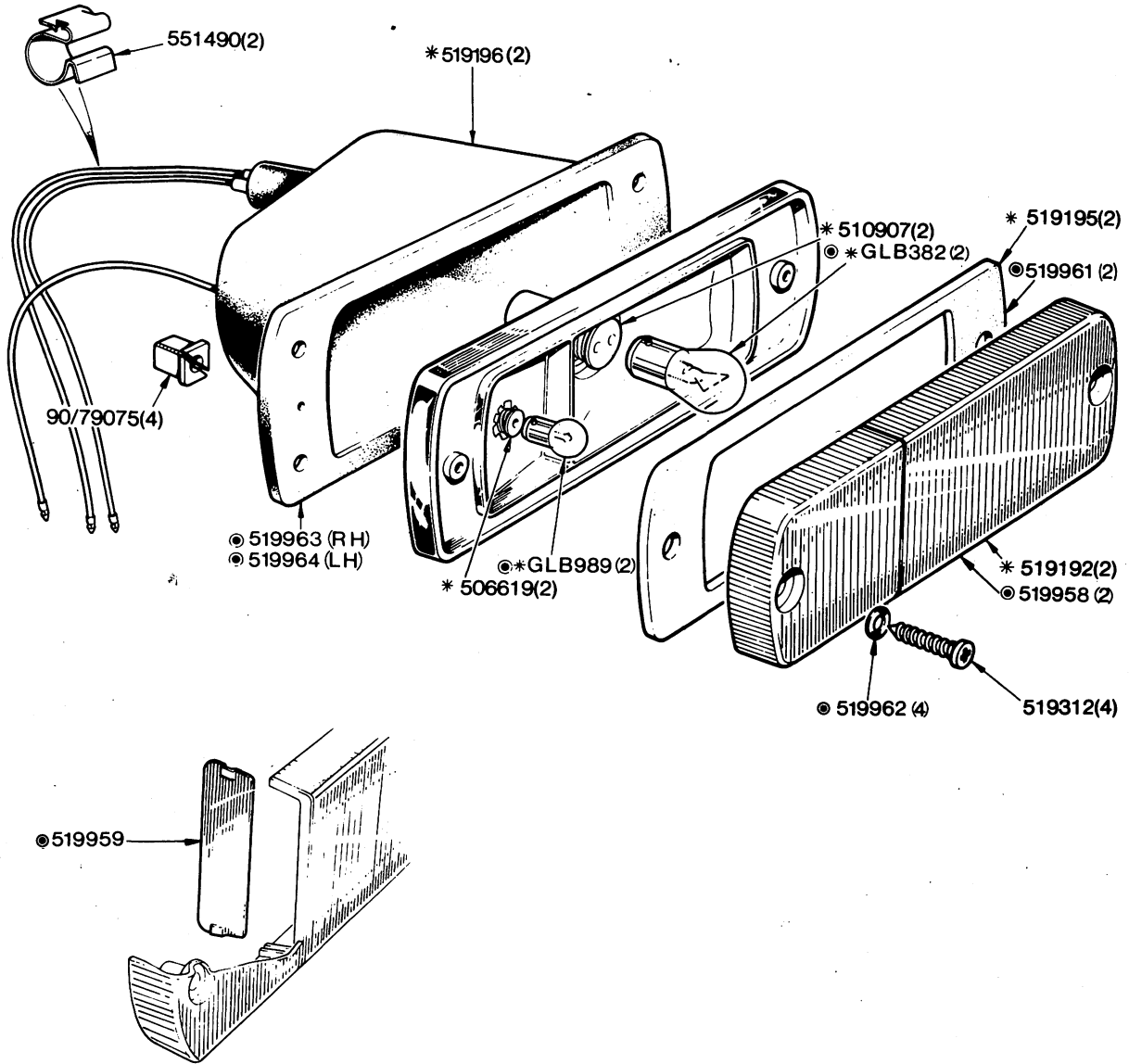
ELECTRICAL EQUIPMENT - Headlamp



NOTE

216823	Head Lamp Assembly (L.H. rule of the road)	2 off	Comprising items marked thus ⊖
216965	Head Lamp Assembly (R.H. rule of the road except France)	2 off	Comprising items marked thus ⊙
216966	Head Lamp Assembly (R.H. rule of the road France only)	2 off	Comprising items marked thus ‡
Δ158734	(Cable Colour Blue/Red)		
□158858	(Cable Colour Blue/White)		

ELECTRICAL EQUIPMENT- Side/Flasher Lamps – All Markets (Except Italy)

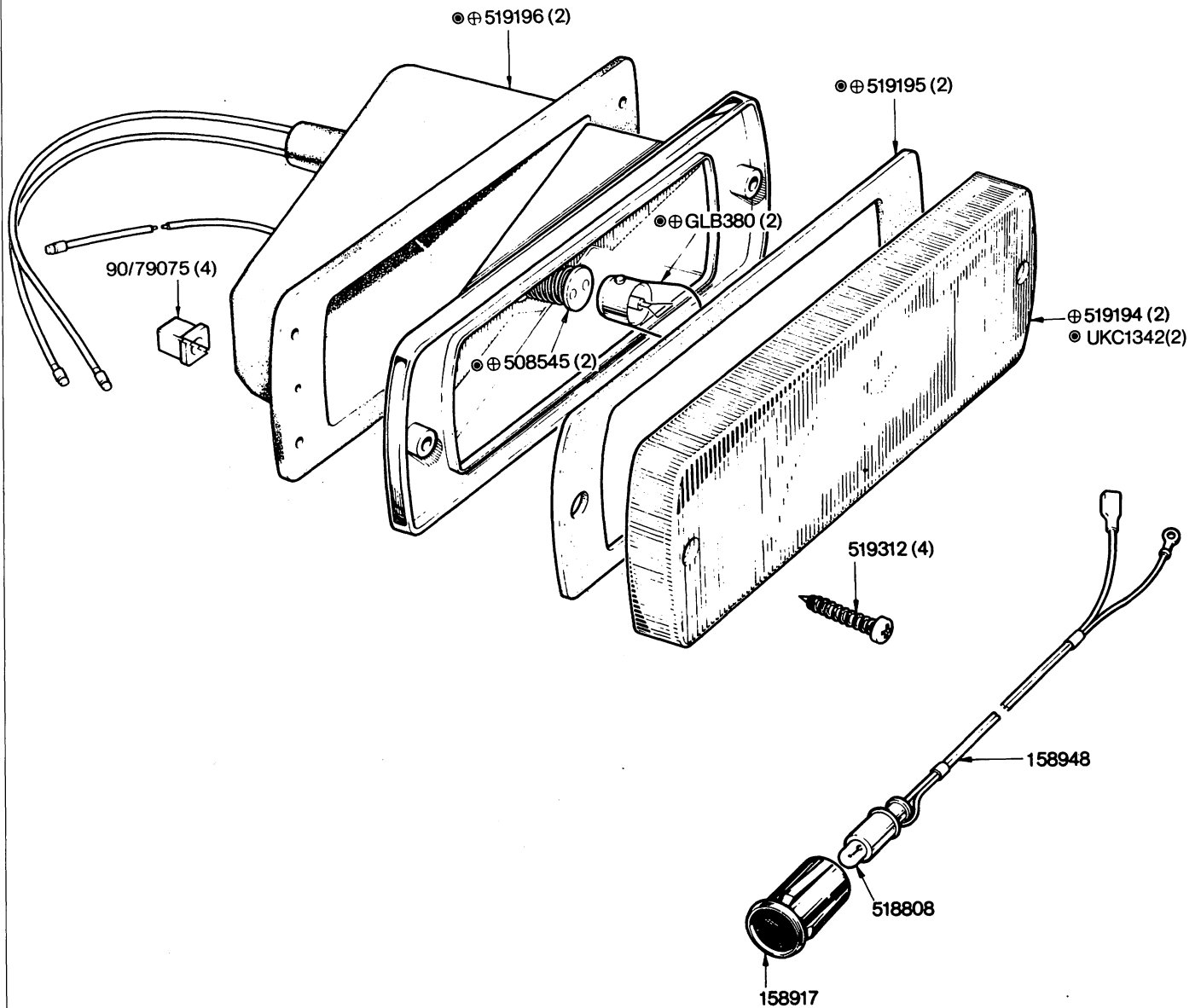


NOTE

216359/1	Front Side and Flasher Lamp R.H.	Lucas Type Lamp (All markets except Italy)	Comprising items marked thus *
216360/1	Front Side and Flasher Lamp L.H.		
216359/2	Front Side and Flasher Lamp R.H.	Magnetex Type (All markets except Italy)	Comprising items marked thus ©
216360/2	Front Side and Flasher Lamp L.H.		

216359/1, 216360/1 alternative fitment to 216359/2, 216360/2 in car sets only

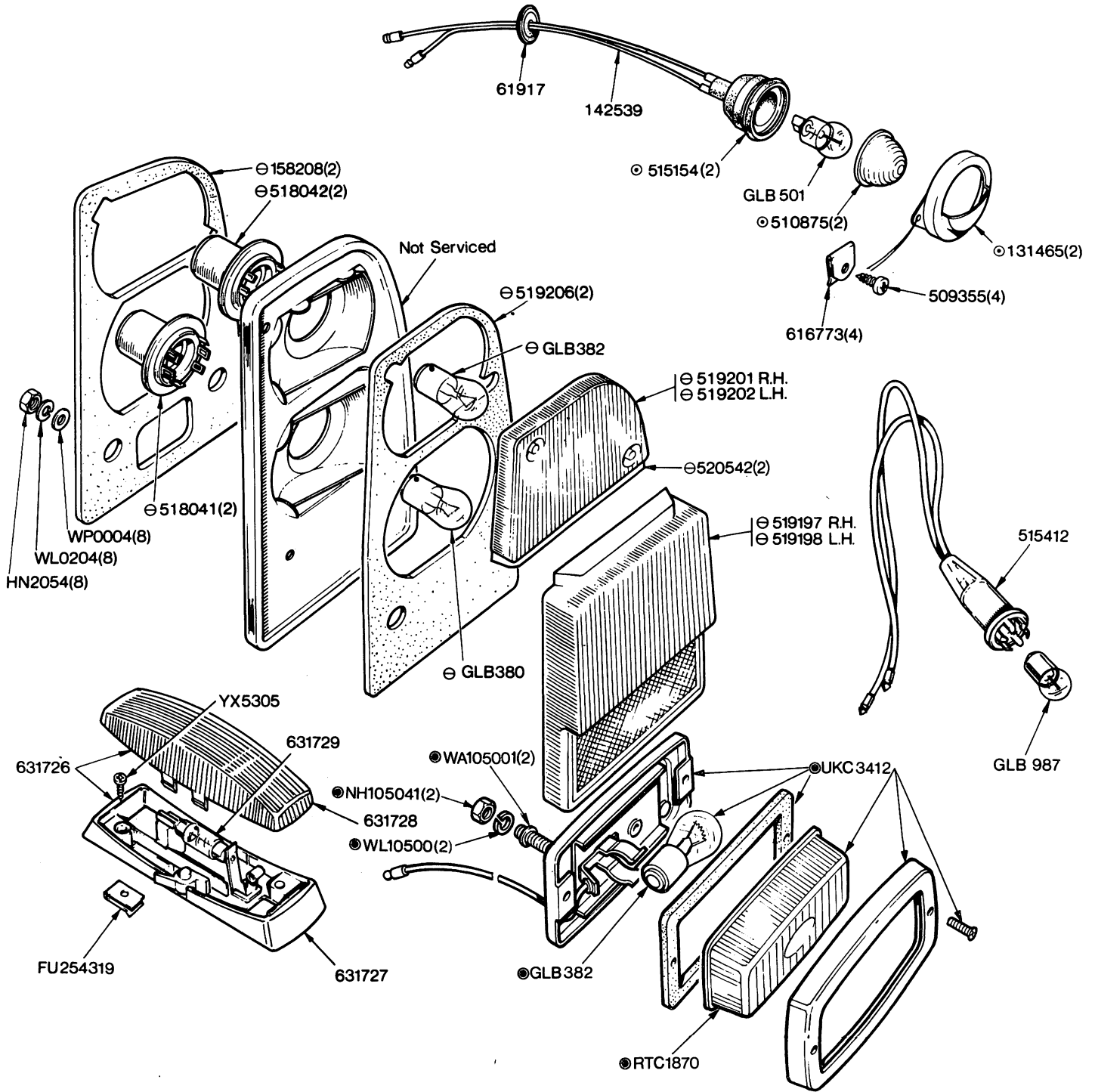
ELECTRICAL EQUIPMENT- Side/Flasher Lamps (Italy only)



NOTE

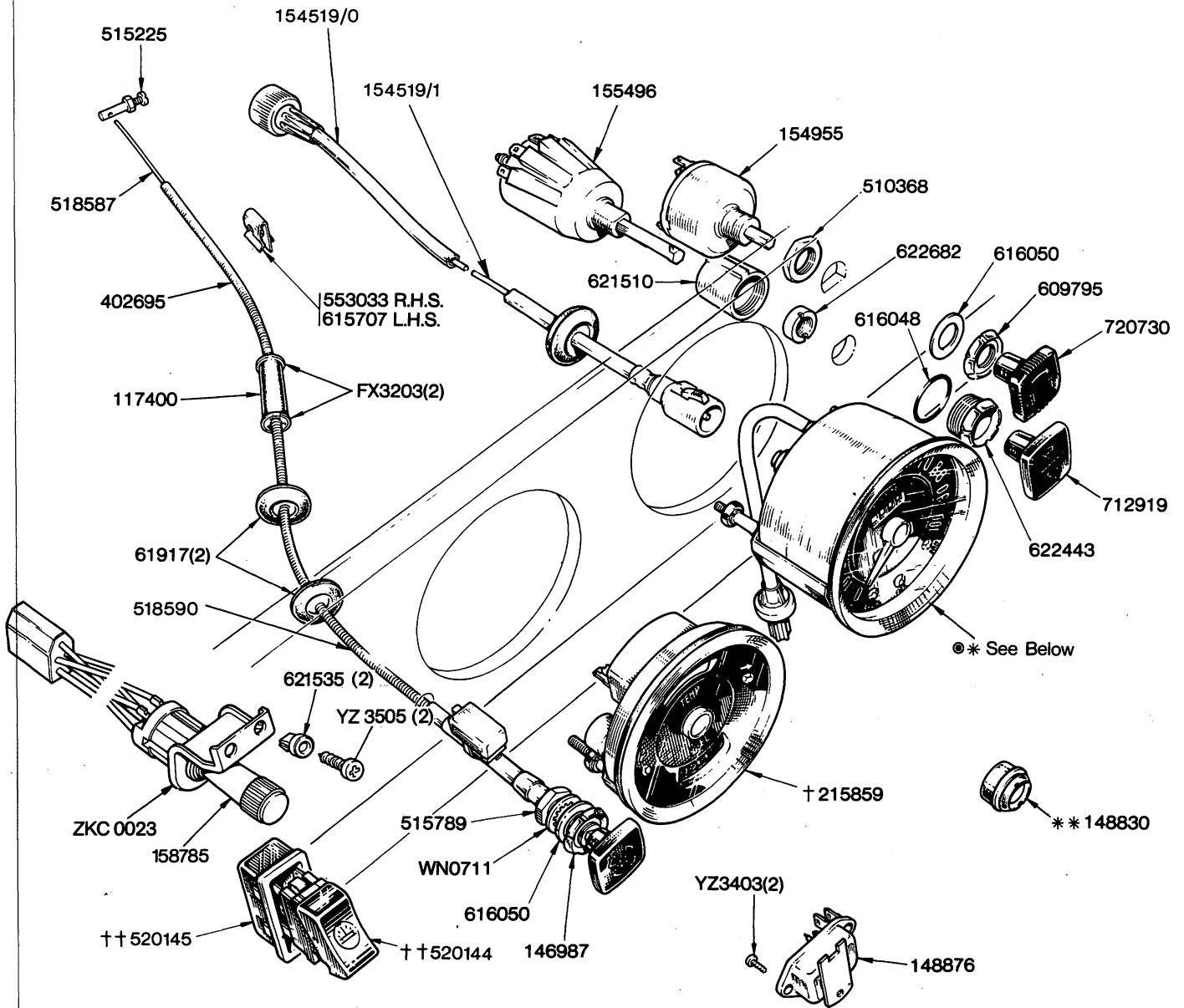
217037	Front Side and Flasher Lamp R.H.}	Comprising items marked thus ⊕ $\frac{1 \text{ off}}{1 \text{ off}}$ }	Up to Commission No	only
217038	Front Side and Flasher Lamp L.H.}			
218718	Front Side and Flasher Lamp R.H.}	Comprising items marked thus ⊙ $\frac{1 \text{ off}}{1 \text{ off}}$ }	From Commission No	onwards
218719	Front Side and Flasher Lamp L.H.}			

ELECTRICAL EQUIPMENT—Stop/Tail, Number Plate, Roof, Trunk Light Lamps , Reverse Lamps



216369	Stop Tail Flasher and Reflex Lamp R.H.	1 off	} Comprising items marked thus ⊖
216370	Stop Tail Flasher and Reflex Lamp L.H.	1 off	
142002	Rear Number Plate Lamp Assembly	2 off	} Comprising items marked thus ⊙
● Fitted from Commission No.			

ELECTRICAL EQUIPMENT - Facia Instruments and Switches



NOTE

* 215860	Speedometer - Mile (Smiths Type) (1300cc Engine with 4.11:1 axle ratio)	1 off
* 215860/3	Speedometer - Mile (A.C. Delco Type) (1300cc Engine with 4.11:1 axle ratio)	1 off
* 215861	Speedometer - Kilo (Smiths Type) (1300cc Engine with 4.11:1 axle ratio)	1 off
* 215861/3	Speedometer - Kilo (A.C. Delco Type) (1300cc Engine with 4.11:1 axle ratio)	1 off
* 215864	Speedometer - Mile (1500cc Engine with 3.89:1 axle ratio)	1 off
* 215865	Speedometer - Kilo (1500cc Engine with 3.89:1 axle ratio)	1 off

**** Norway and special orders only**

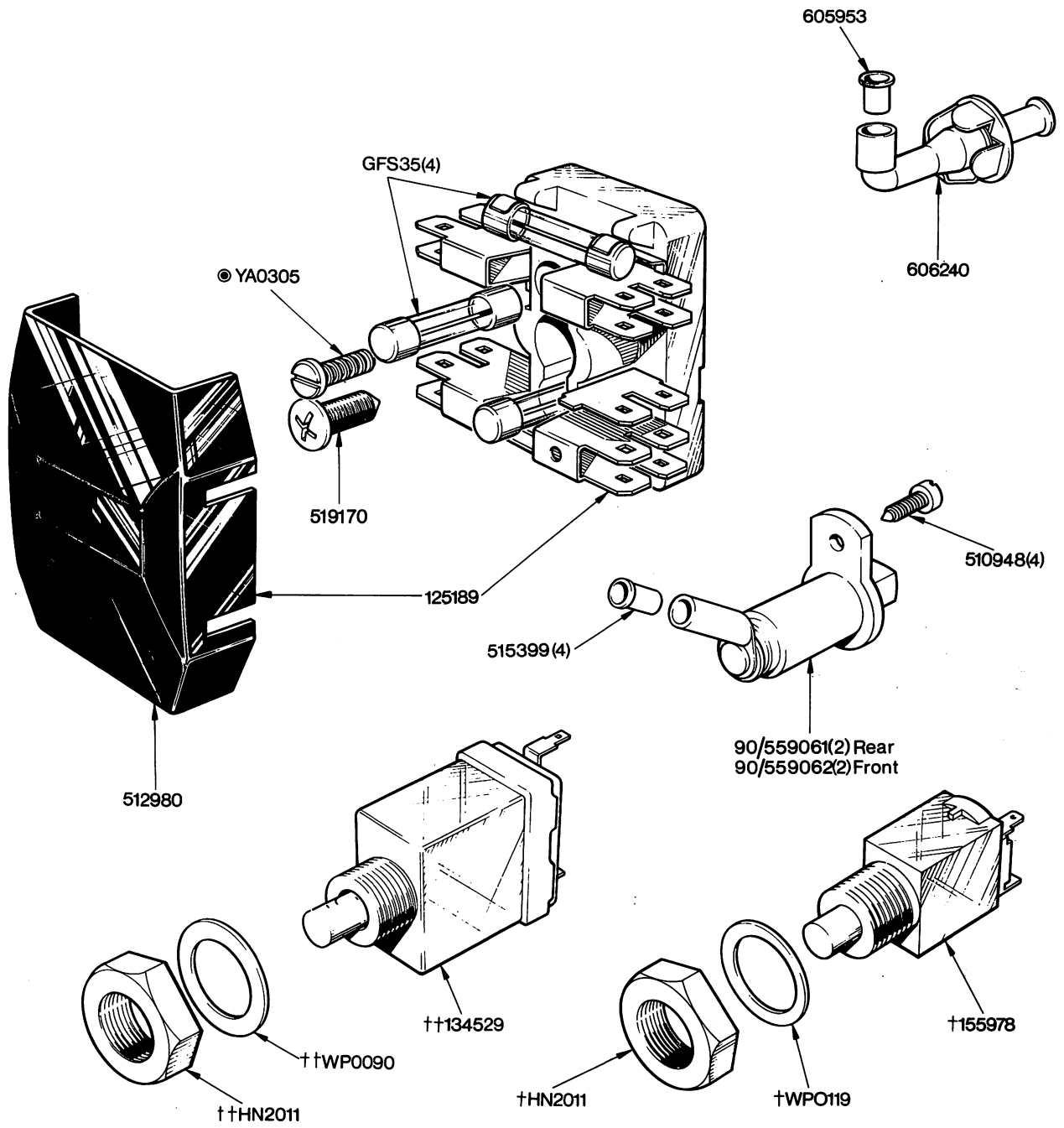
† 215859	2 in 1 Instrument Gauge	1 off
Comprising:-		
518324	Petrol Gauge	1 off
518325	Temperature Gauge	1 off

†† Norway, Germany and special orders only

59492	Bulb (Instrument Panel Illumination) (Included in Facia Harness)	5 off
-------	---	-------

- TKC1513 fitted from Commission No.
- TKC1529 fitted from Commission No.

ELECTRICAL EQUIPMENT—Fuse Box, Courtesy and Stop Light Switches.

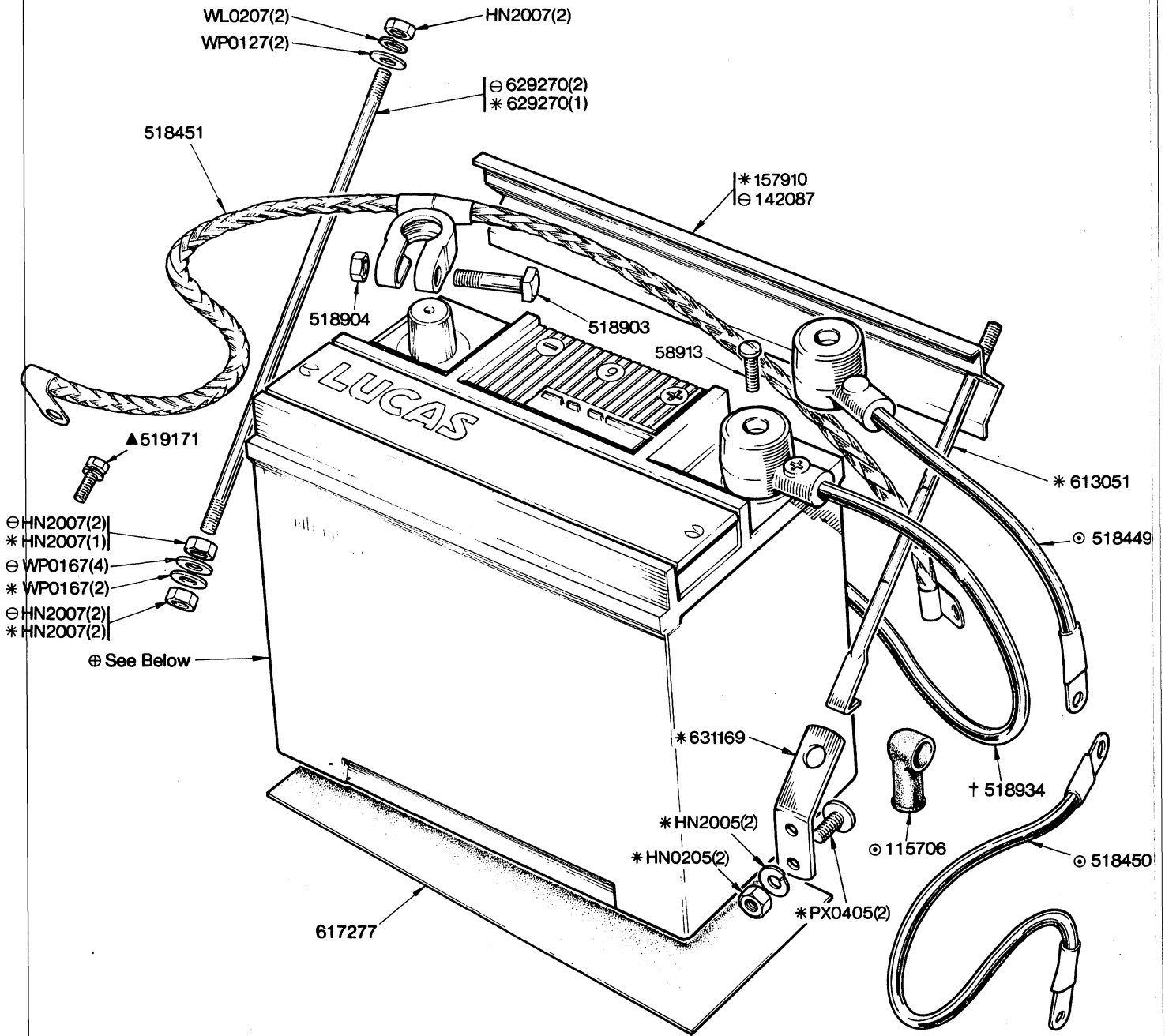


NOTE

+ Lucas } Alternatives
 + A.C. Delco }

Seat Sensor Switch

ELECTRICAL EQUIPMENT - Battery Details



NOTE

⊖ normal fitment

* item marked thus fitted with heavy duty type battery

⊙ items marked thus fitted with inertia type starter motor

† item marked thus fitted with pre-engaged type Starter Motor

⊕ 514124	Battery-Lucas	} alternative	1 off	} normal fitment
515189	Battery-Exide		1 off	
217995	Battery-heavy duty		1 off	

▲ up to Body No. only

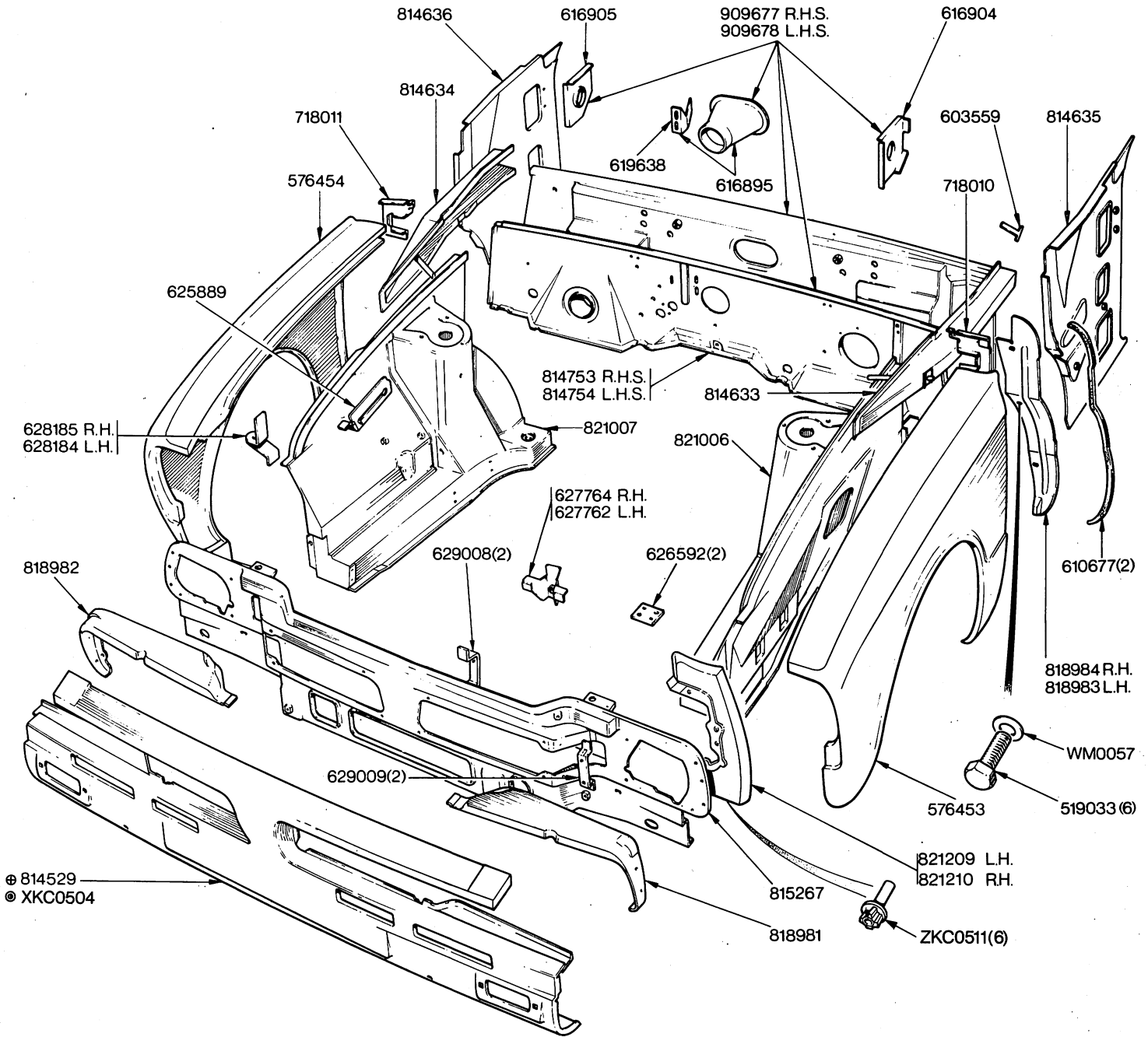
ELECTRICAL EQUIPMENT - WIRING HARNESS

PART NO	DESCRIPTION	NO PER UNIT	REMARKS
159782	Body harness	1	Fitted up to trim nos T25227DM, T2977DH and fitted from T25227DM, T7977DH and future
UKC1800	Body harness	1	
313206	Main harness - R.H.S.	1	Cold start and Norway
313207	Main harness - L.H.S.	1	
313208	Main harness - L.H.S.	1	
218955	Facia harness	1	Germany and BAOR Dual braking Special order Norway only Norway only Up to Body No only From body no. onwards
219237	Facia harness (Hazard warning)	1	
218956	Facia harness	1	
219837	Extension lead	1	
219012	Facia harness L.H.S.	1	
159837	Extension lead	1	
156515	Extension lead (heated backlight)	1	
156517	Earth lead (Heated backlight)	1	
159858	Roof lamp harness (2 door)	1	
159859	Roof lamp harness (4 door)	1	
159861	Roof lamp harness (2 door)	1	
159860	Roof lamp harness (4 door)	1	
HARNESS ATTACHMENTS			
159824	Lining plug - Stop/Tail lamp harness	1	Fitted up to only
630403	Clip - harness to studs on dash	9	
154653	Clip - harness to engine bay	10	
515965	Clip - harness to facia panel (L.H.S.)	1	
553732	Clip - root lid lead to body panel	1	
551490	Clip - harness to trunk	7	
615924	Clip - number plate lead to trunk lid hinge	2	
615892	Clip Securing temperature transmitter lead	1	
615924	Clip to alternator bracket	1	
505155	Clip - locating steering column cables	1	
WE0608	Washer } main earth to dash	2	
HU0805	Setscrew }	1	
150640	Connector block	1	
554407	Rivet - block to L.H. turret	2	

BODY AND FITTINGS - Body Assemblies and Shells

PART NO.	DESCRIPTION	NO PER UNIT	REMARKS
577882	Body assembly R.H.S. (2 door)	1	Normal seats with reclining Seats
577883	Body assembly L.H.S. (2 door)	1	
577305	Body assembly R.H.S. (4 door)	1	
NKC0152	Body assembly L.H.S. (4 door)	1	
577886	Body assembly L.H.S. (4 door)	1	
577939	Body assembly R.H.S. (4 door)	1	
577884	Body assembly R.H.S. (2 door)	1	Painted and trimmed (less seats)
577885	Body assembly L.H.S. (2 door)	1	
577306	Body assembly R.H.S. (4 door)	1	
NKC0153	Body assembly L.H.S. (4 door)	1	
<p>Above details comprise:- Body shell complete with Bonnet, Doors and trunk lid painted, Hood lining, Ventilator trim pad, rear parcel shelf, Backlight surround finisher, windscreen and backlight glasses, Radiator grille, Body moulding, Chrome finishers, Engine bay wiring harness, Sound insulation pads, sealing rubbers, Draught excluders, grommets and blanking plugs, Trim pads and millboards, Coat hooks, Bonnet fastener, Bonnet Stay, Bonnet medallion, Bonnet Letters, Door Glasses, Door locks, Door Window regulators, door handles, Door Trim pads, Door waist garnish rails, Door tread strips, trunk lid lock, Trunk floor millboards and side panels, Spare wheel stowage details, Carpets (except Gearbox and front floor carpets)</p>			
WKC0220	Body shell (2 door R.H.S.)	1	Primed finish (with bonnet, Doors and boot lid)
WKC0221	Body shell (2 door L.H.S.)	1	
WKC0335	Body shell (4 door R.H.S.)	1	
WKC0336	Body shell (4 door L.H.S.)	1	
625235	Body shell (2 door R.H.S.)	1	Primed finish (less bonnet doors and boot lid)
625236	Body shell (2 door L.H.S.)	1	
625065	Body shell (4 door R.H.S.)	1	
625066	Body shell (4 door L.H.S.)	1	

BODY AND FITTINGS - Front End Panels

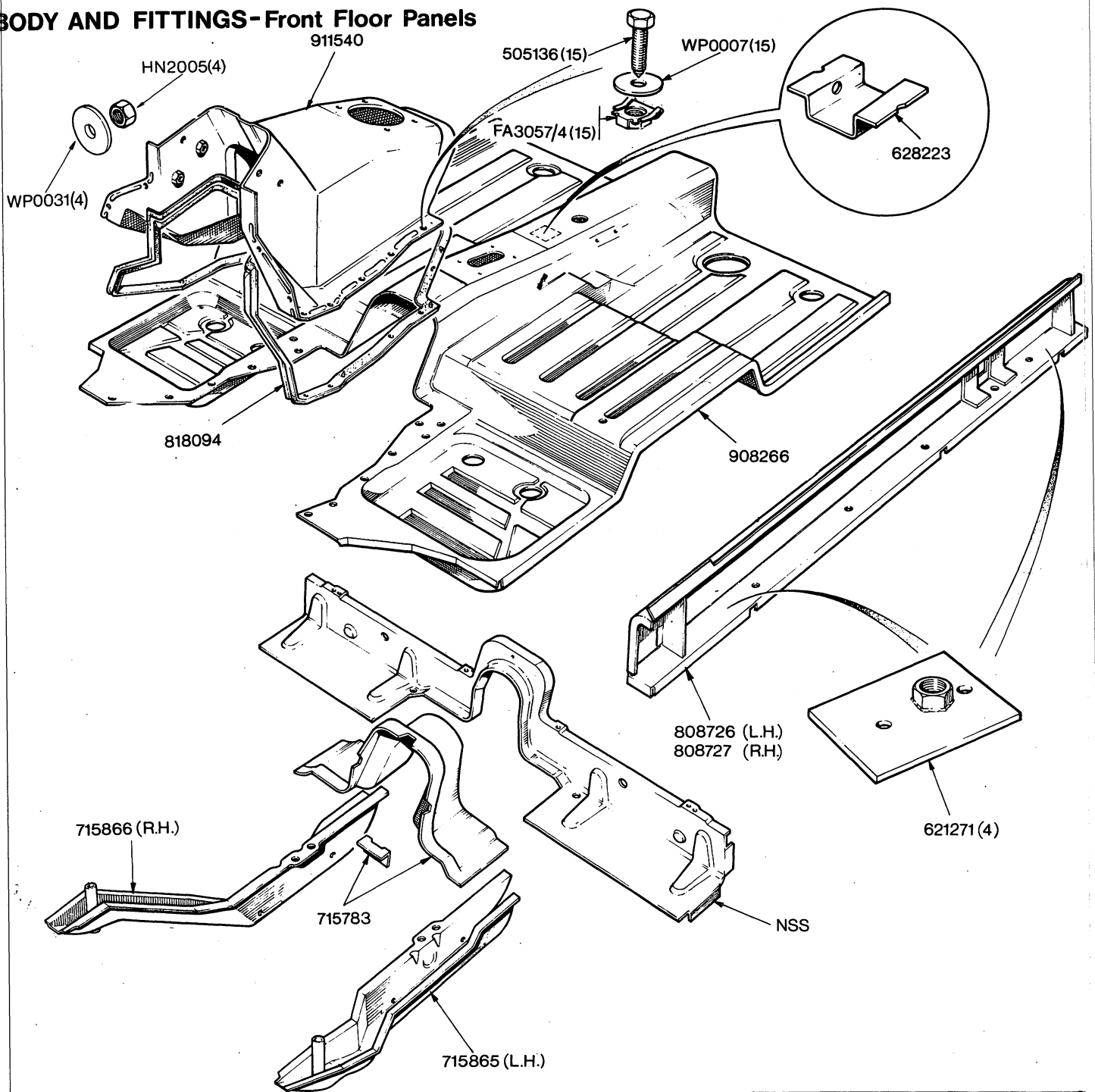


NOTE

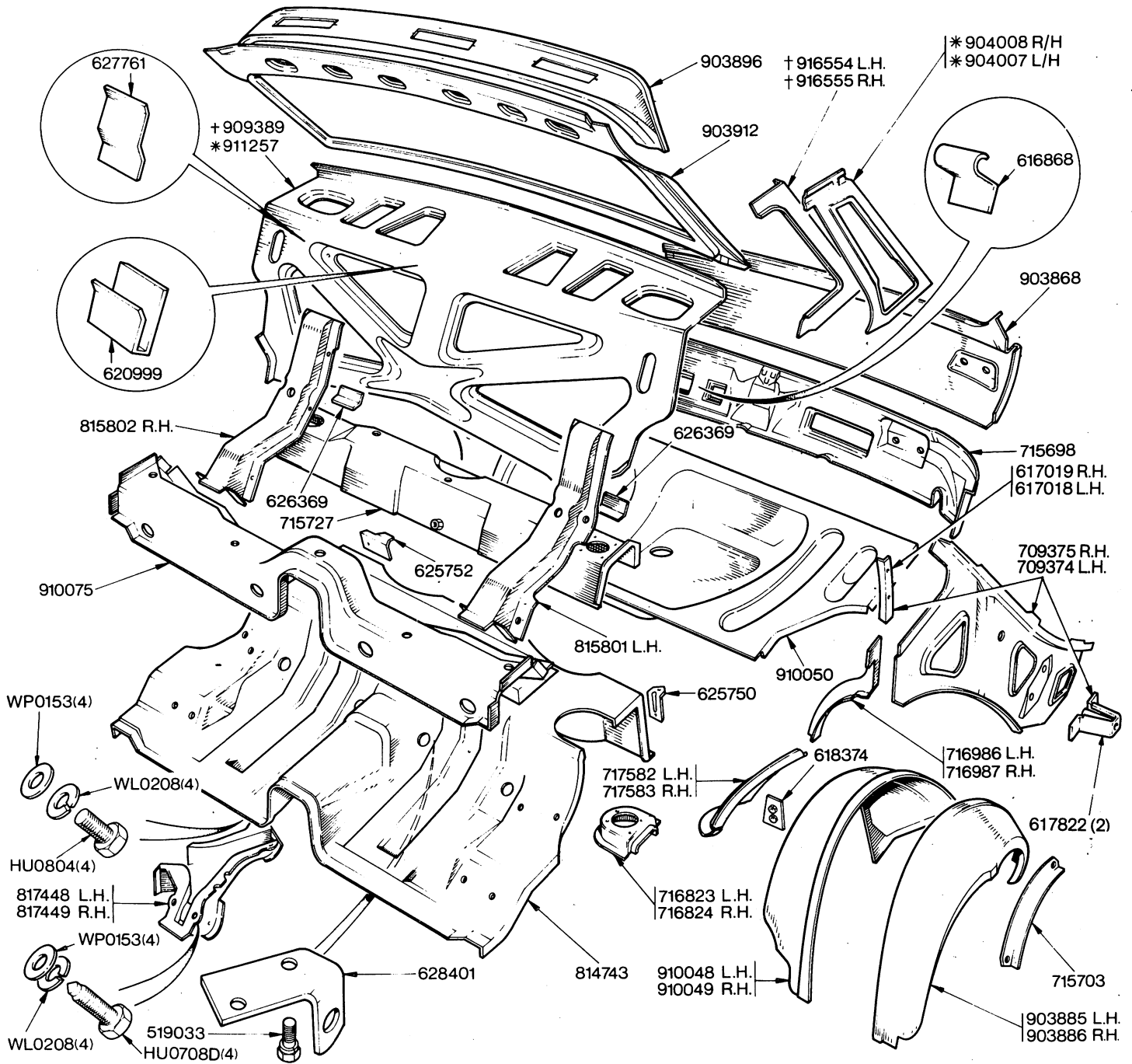
- ⊕ Up to Commission No. only
- ⊙ From Commission No. onwards

XKC1308 L.H. Mud Flap
 XKC1309 R.H. Mud Flap
 ZKCOF11 Drive Fastener 4 off } Alternatives } Not illustrated
 ZKC1275 Drive Fastener 4 off }
 (Fixed on underside of Front Wing around Headlamp)

BODY AND FITTINGS- Front Floor Panels



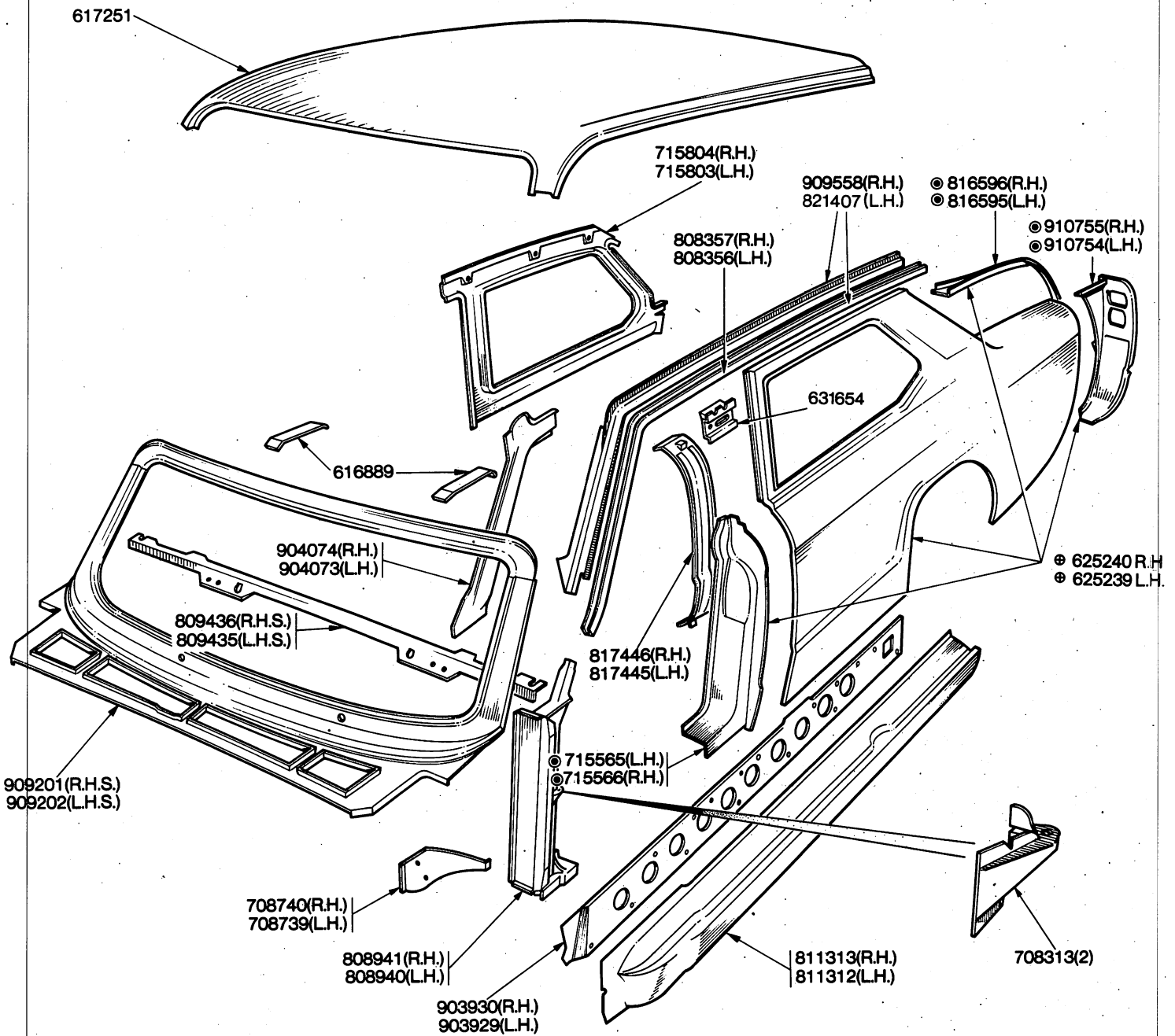
BODY AND FITTINGS - Rear Floor, Squab Support and Rear Valance Panel



NOTE

- * 4 Door Vehicles
- † 2 Door Vehicles

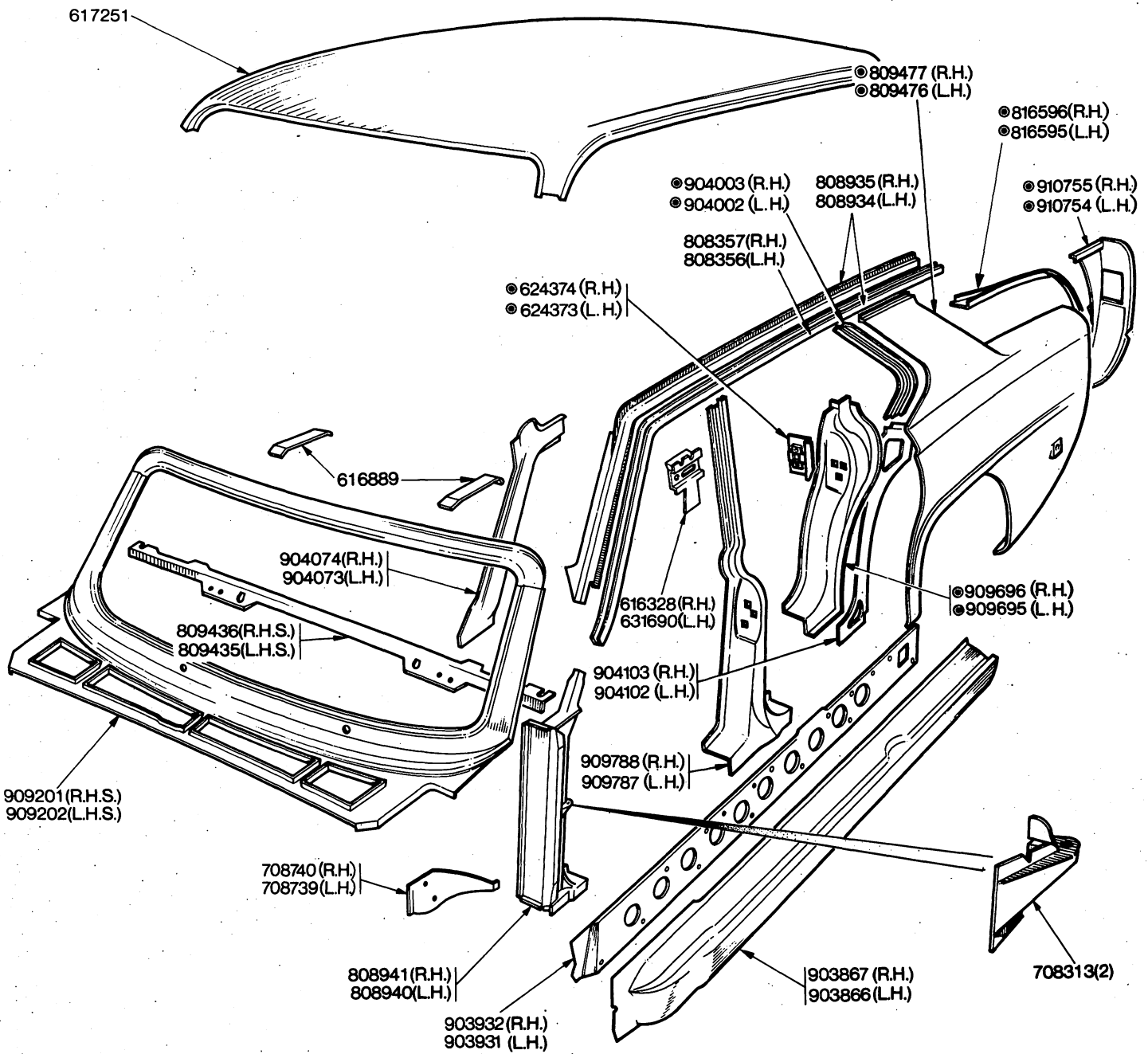
BODY AND FITTINGS—Windscreen Frame, Roof, Sills, 'A' Post, Tonneau Side.



NOTE

- ⊕ 625240 Rear Tonneau Side Assembly R.H. } Comprising items marked thus ⊕
- ⊕ 625239 Rear Tonneau Side Assembly L.H. }

BODY AND FITTINGS—Windscreen Frame, Roof, Sills, 'A' Post, 'BC' Post, Tonneau Side

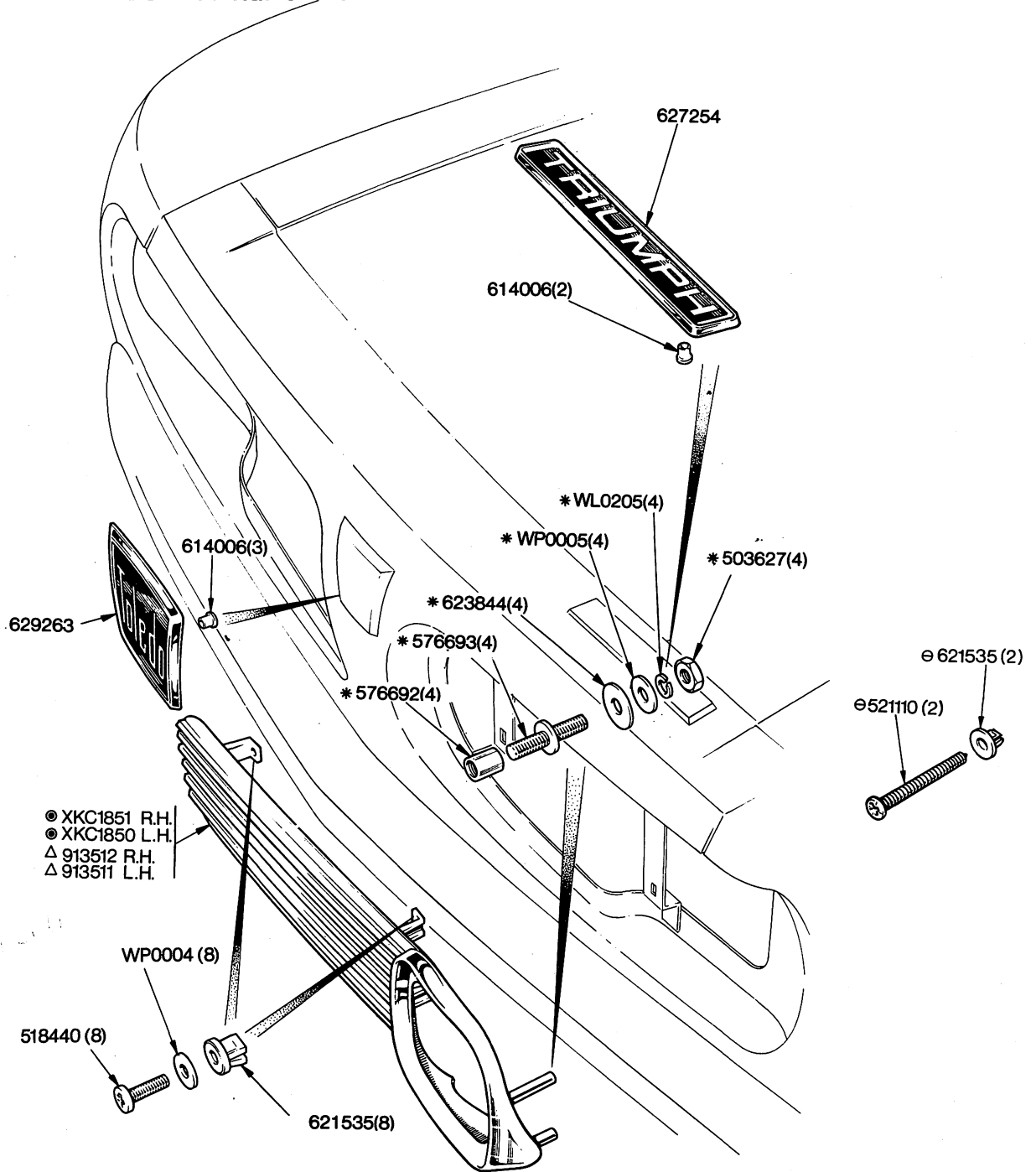


NOTE.

625074 Tonneau Side Assembly R.H.)
625073 Tonneau Side Assembly L.H.)

Comprising items indicated

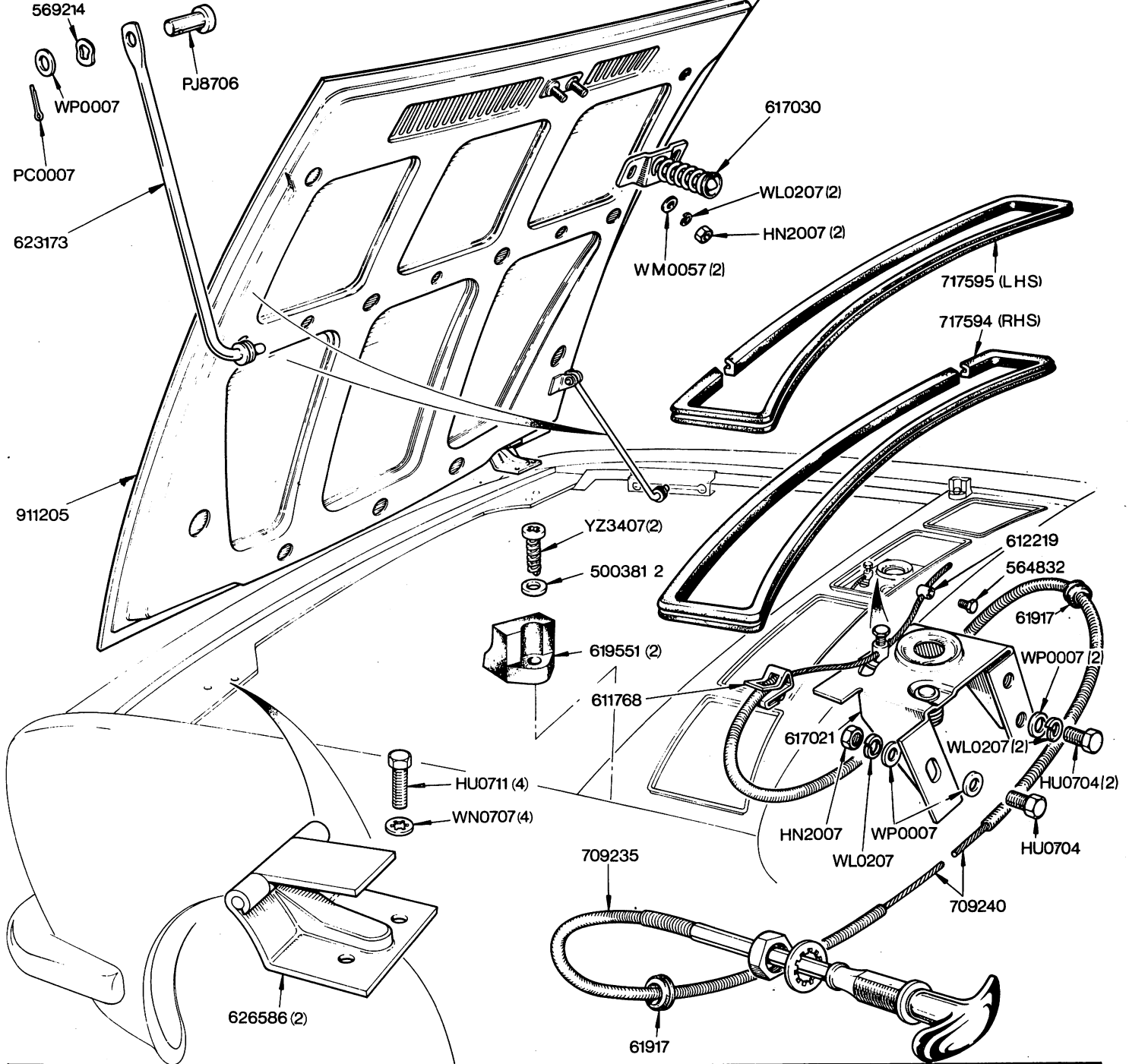
BODY AND FITTINGS- Frontal Grille.



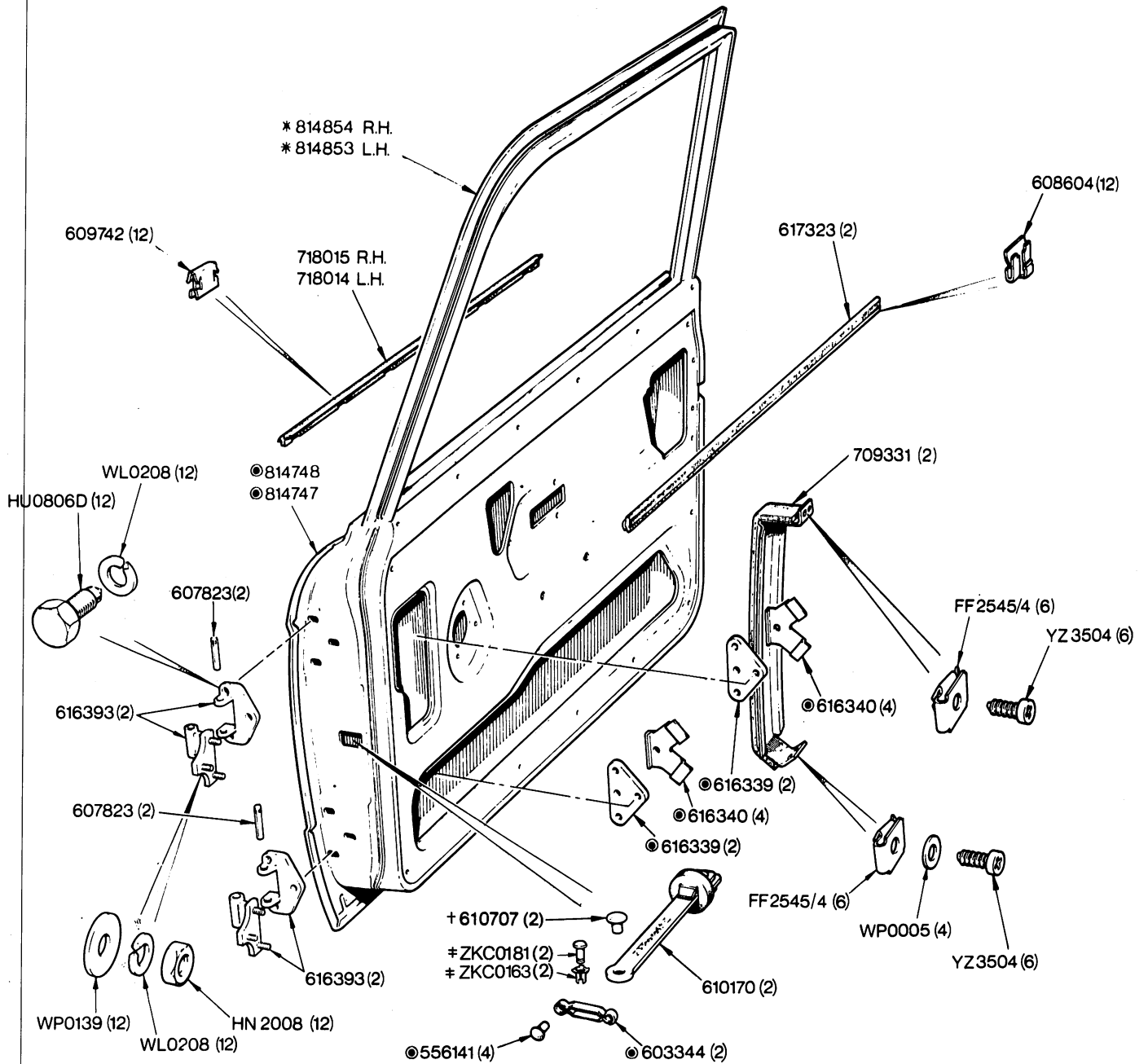
NOTE

- * Up to Commission No. ADH 4167, ADS 10429, ADF 60606 only
- △ From Commission No. ADH 4168, ADS 10430, ADF 60607 up to Commission No.
- ⊙ Fitted from Commission No.

BODY AND FITTINGS-Bonnet.



BODY AND FITTINGS - Door Assembly

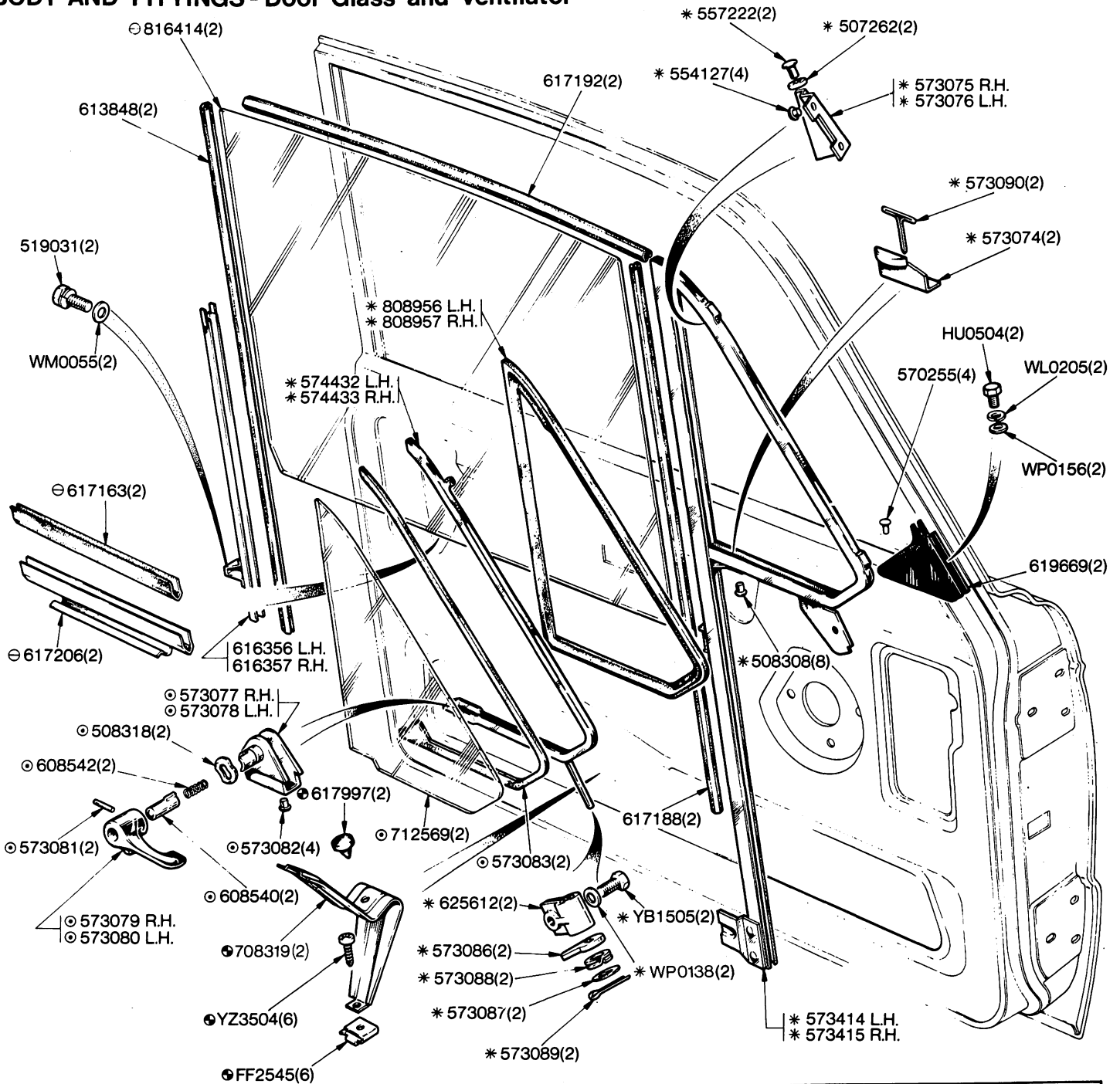


NOTE

- * 814854 Door Assembly R.H. } Comprising items indicated thus ●
- * 814853 Door Assembly L.H. }
- 814748 Outer Panel, R.H. Door
- 814747 Outer Panel, L.H. Door

- + Fitted up to Body No. only
- + Fitted from Body No. and future
- ▲ YKC0686 Exterior Mirror Assembly (Comprising items marked thus ▲)

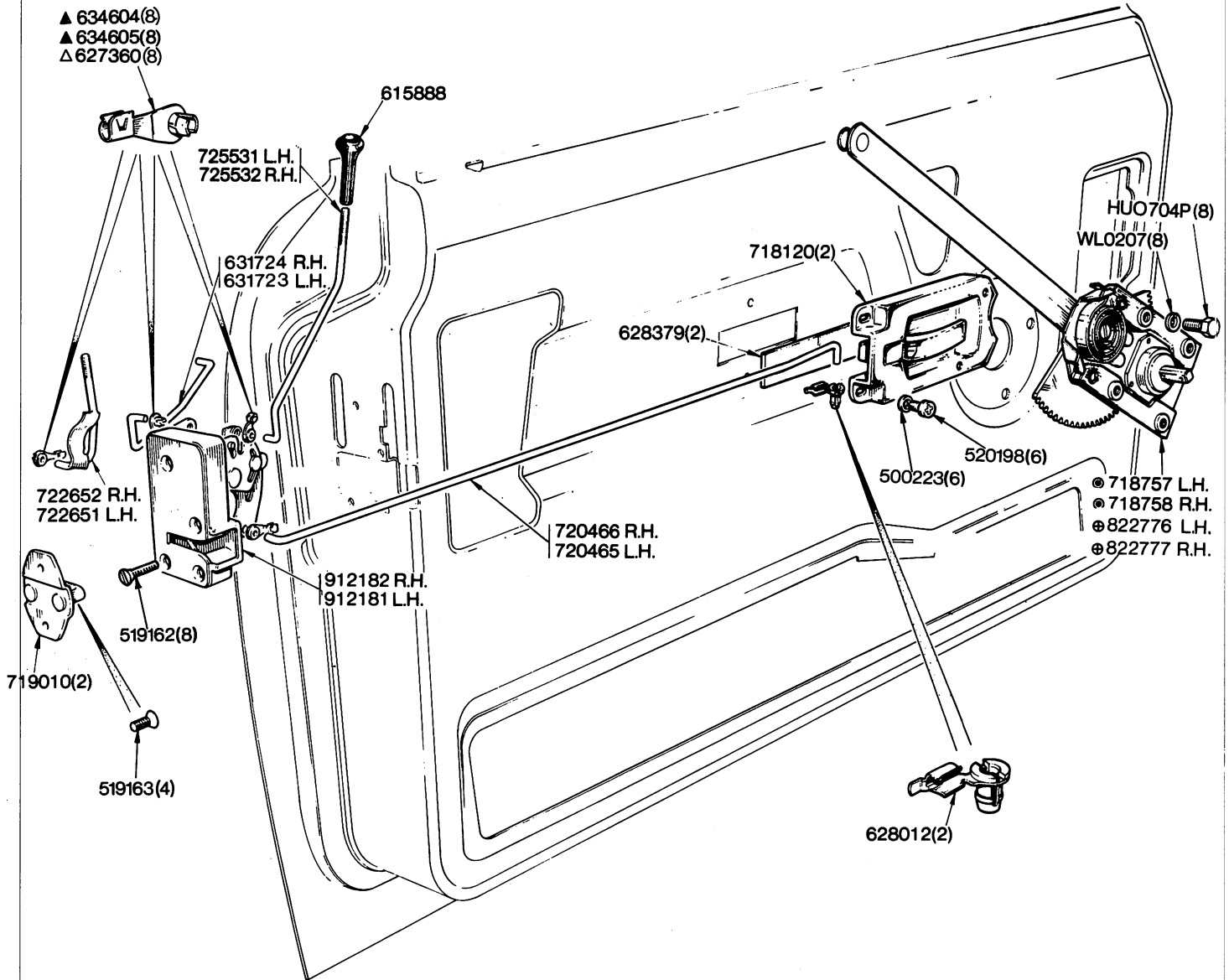
BODY AND FITTINGS - Door Glass and Ventilator



NOTE

810302	No-Draught Ventilator Assembly R.H.	1 off	} Comprising items marked thus *
810301	No-Draught Ventilator Assembly L.H.	1 off	
* 574433	Frame Assembly, inner, glazed R.H.	1 off	} Includes items marked thus ⊙
* 574432	Frame Assembly, inner, glazed L.H.	1 off	
721406	Front Door Glass and Regulator Channel Assembly R.H.	1 off	} Comprising items marked thus ⊖
721405	Front Door Glass and Regulator Channel Assembly L.H.	1 off	
⊖	Fitted up to Commission No.	only	

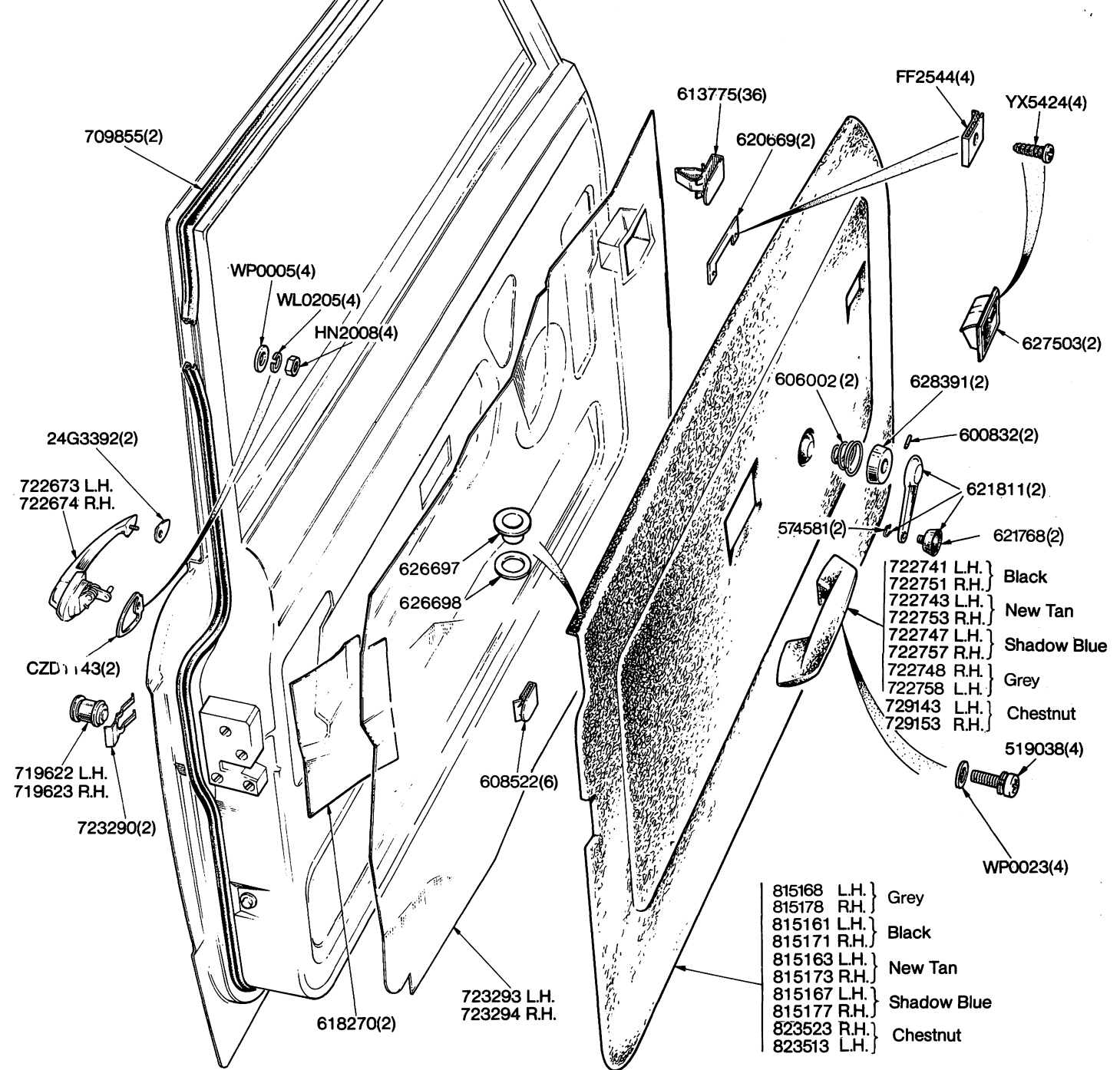
BODY AND FITTINGS—Door Lock and Window Regulator.



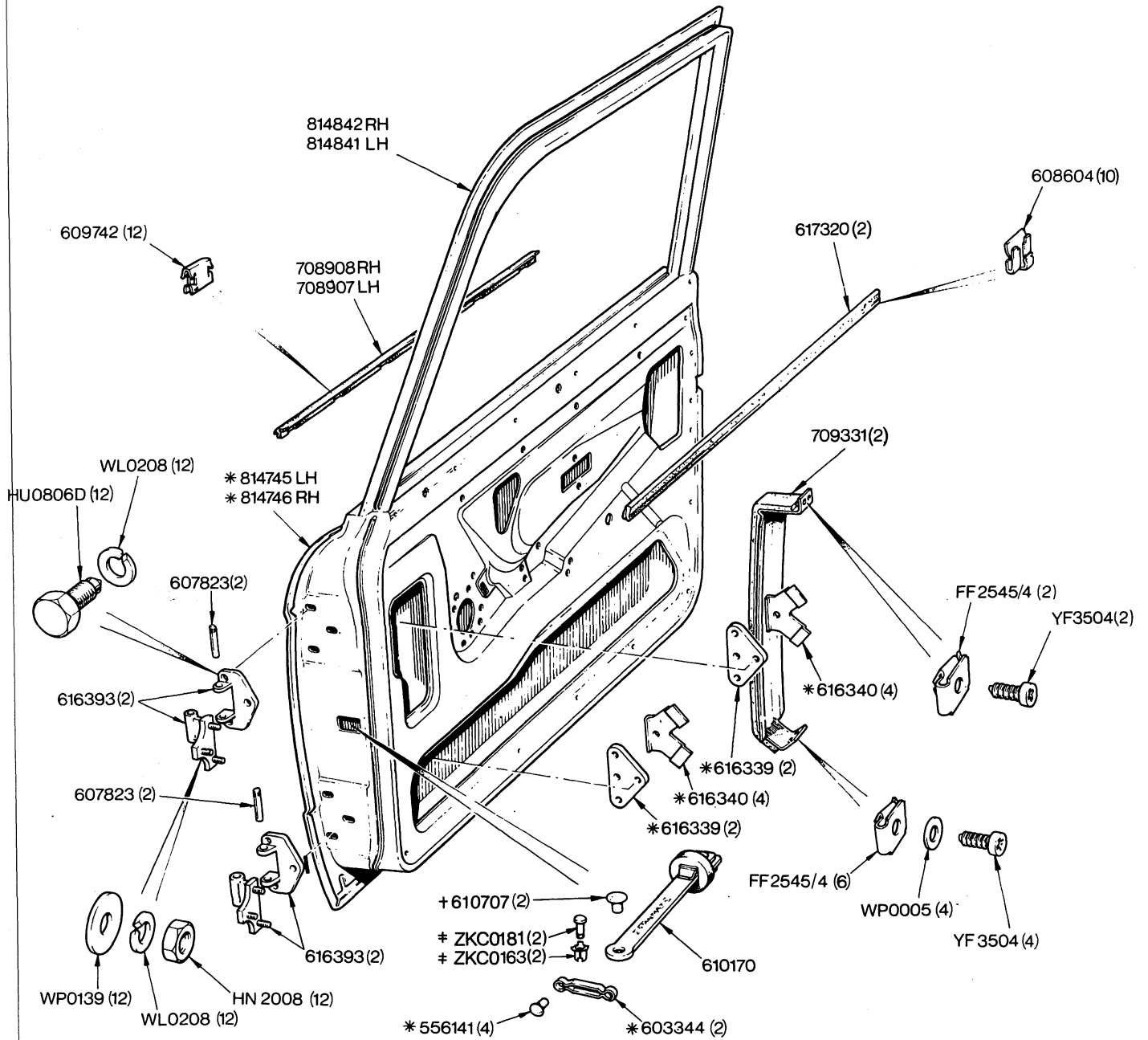
NOTE

- Fitted up to Trim No. T8470DH only
- From Trim No. T8471 and future
- ▲ Up to only
- ▲ From onwards

BODY AND FITTINGS - Door Trim Pads, Armrest and Handles.

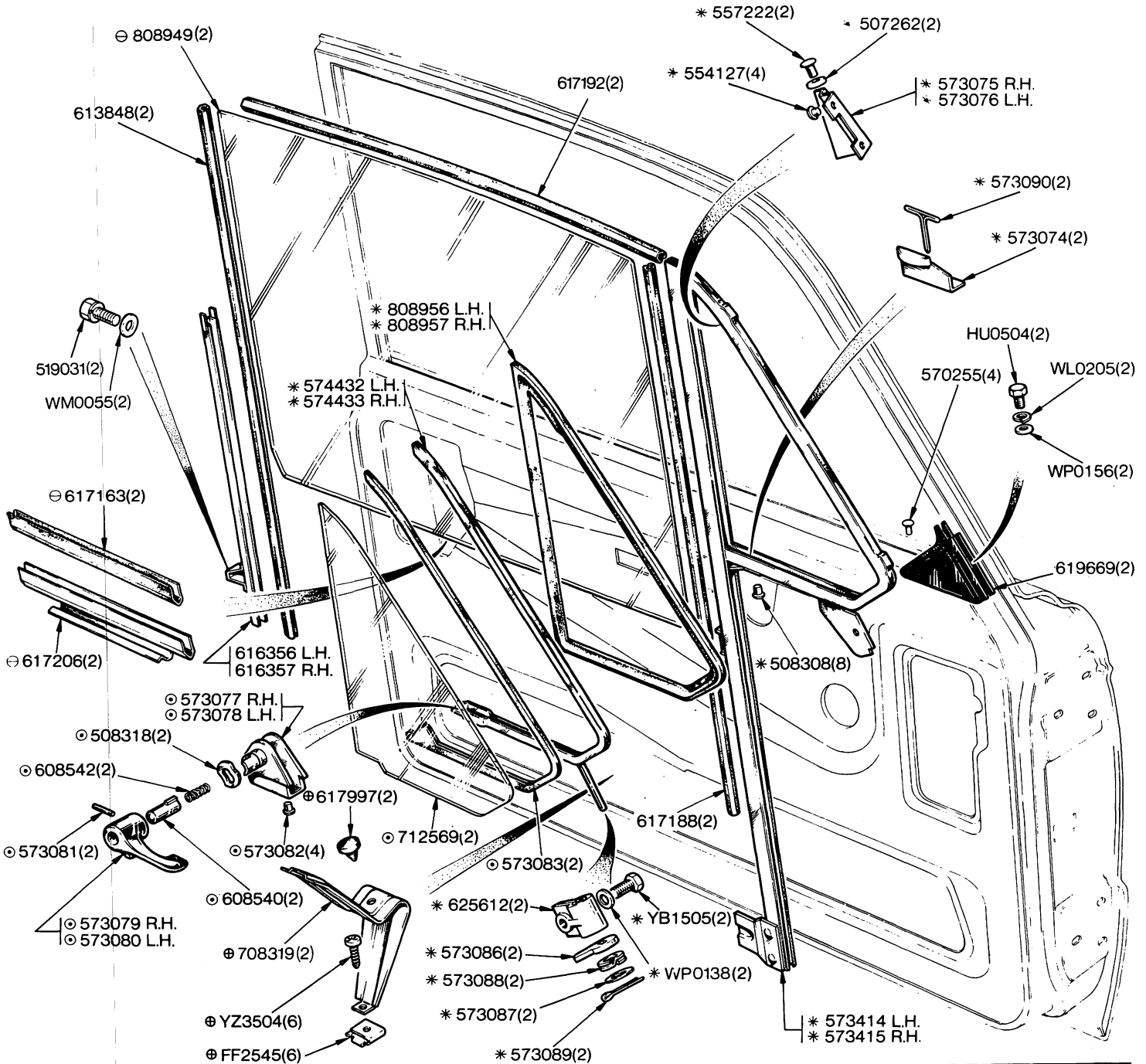


BODY AND FITTINGS - Front Door Assembly



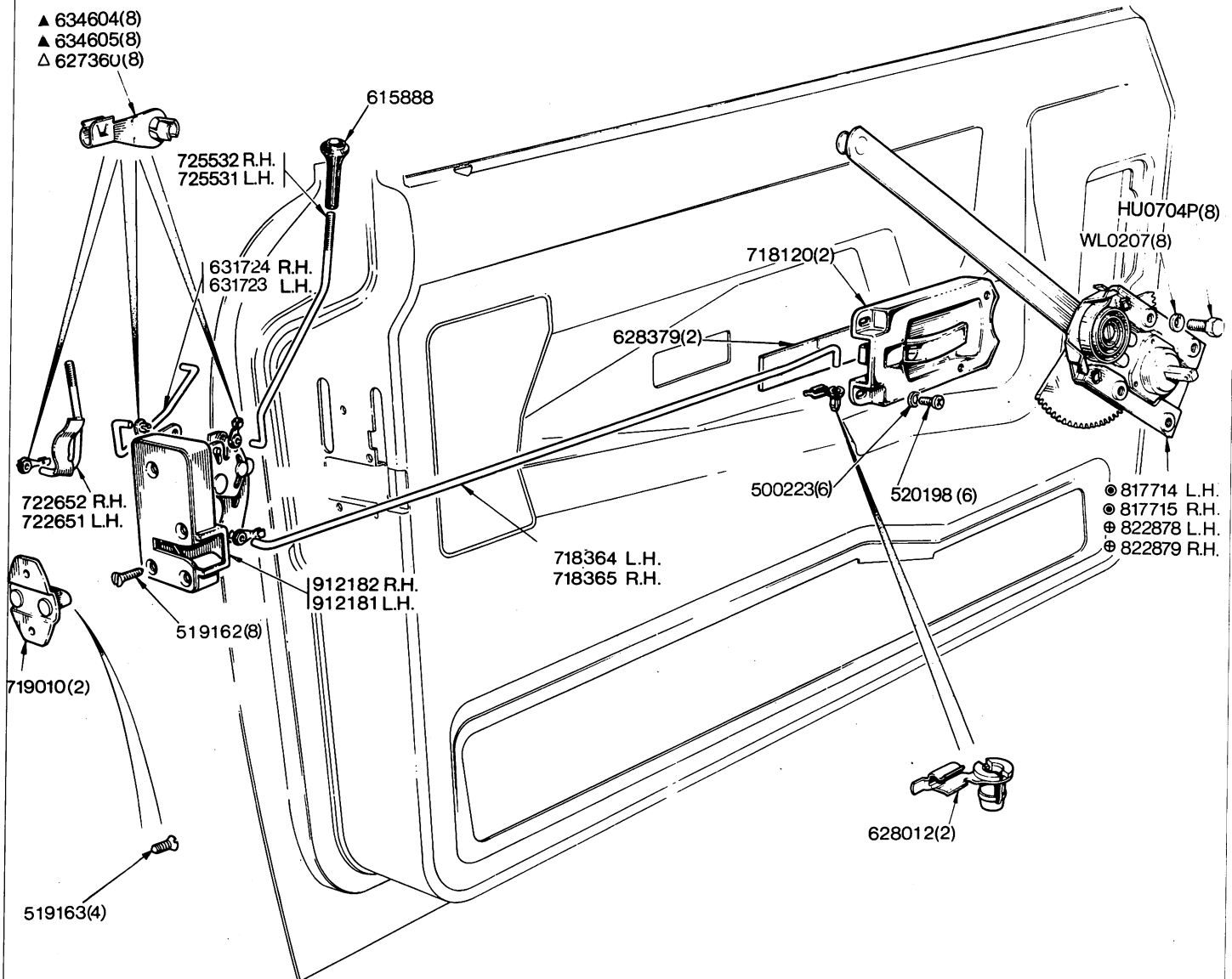
NOTE
 814842RH } Front Door Assembly comprising items marked thus *
 814841 LH }
 814745 Door Outer Panel LH
 814746 Door Outer Panel RH

BODY AND FITTINGS - Front Door Glass and Ventilator



NOTE			
810302	No-Draught Ventilator Assembly R.H.	1 off	} Comprising items marked thus *
810301	No-Draught Ventilator Assembly L.H.	1 off	
* 574433	Frame Assembly, inner, glazed R.H.	1 off	} Includes items marked thus ⊙
* 574432	Frame Assembly, inner, glazed L.H.	1 off	
708818	Front Door Glass and Regulator Channel Assembly R.H.	1 off	} Comprising items marked thus ⊕
708817	Front Door Glass and Regulator Channel Assembly L.H.	1 off	
⊕	Fitted up to Commission No.	only	

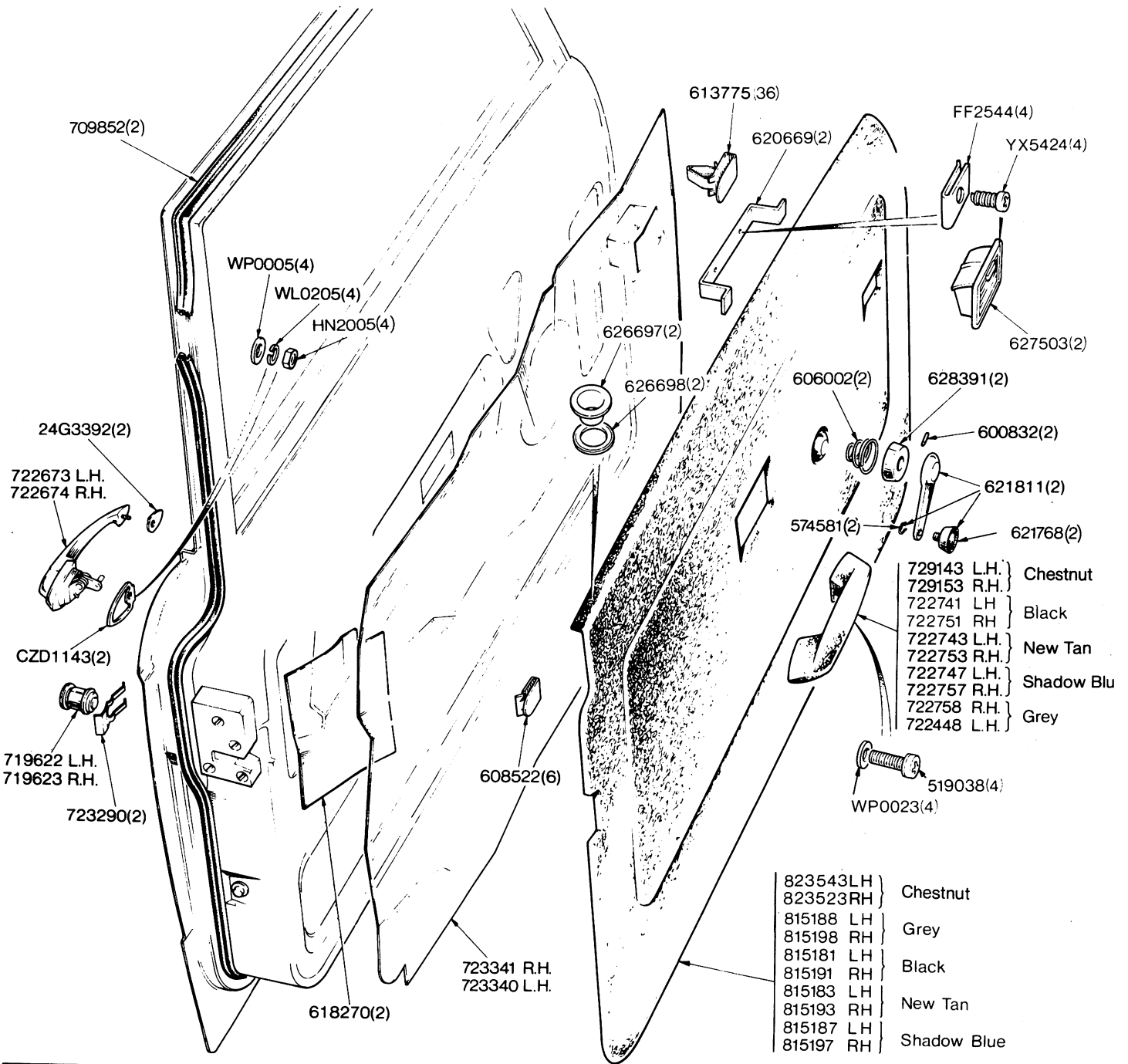
BODY AND FITTINGS – Front Door Lock and Window Regulator



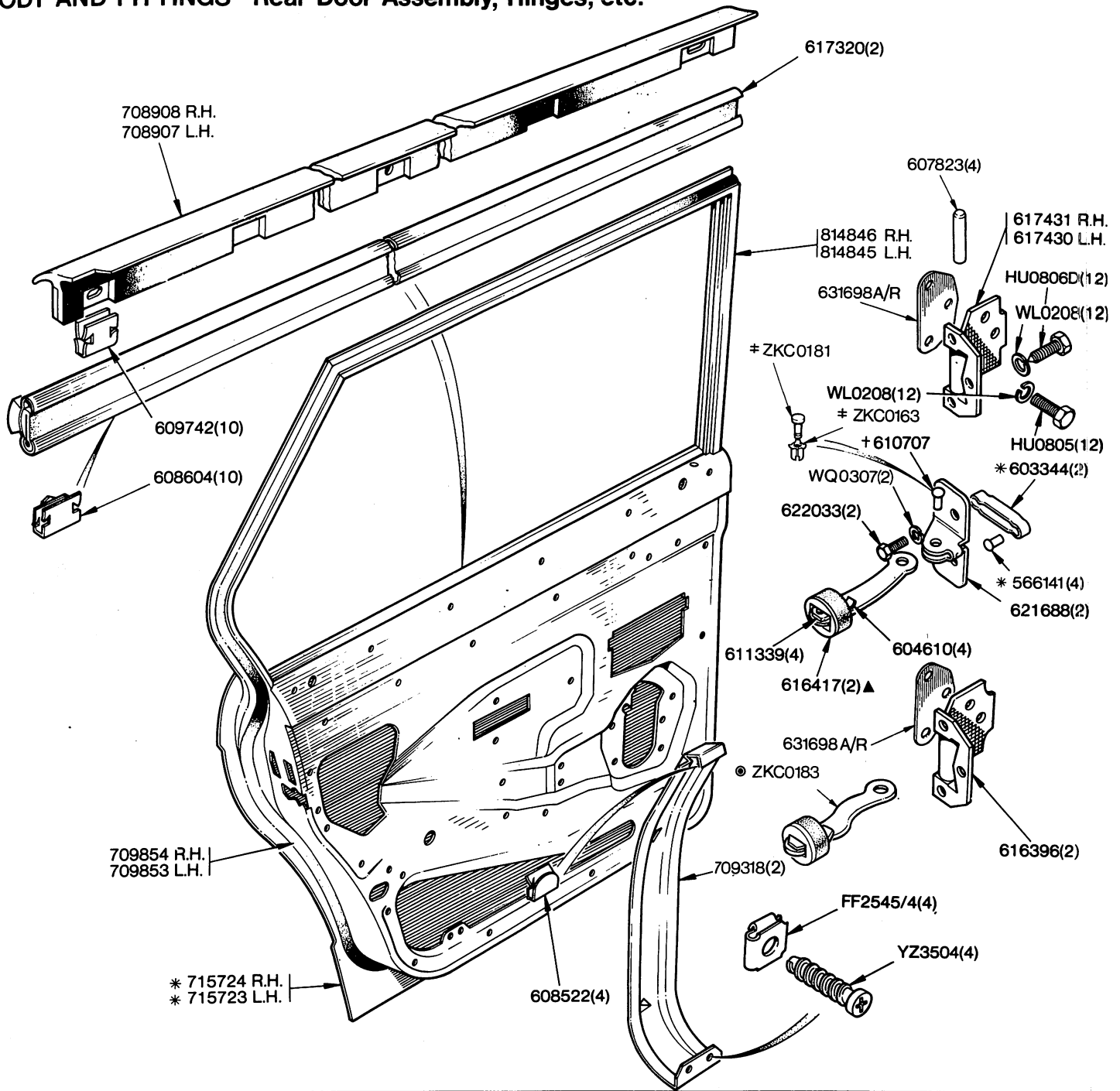
NOTE

- Fitted up to Trim No. T27037DM only
- ⊙ From Trim No. T27038DM and future
- △ Up to only
- ▲ From onwards

BODY AND FITTINGS - Front Door Trim Pads, Armrest and Handles



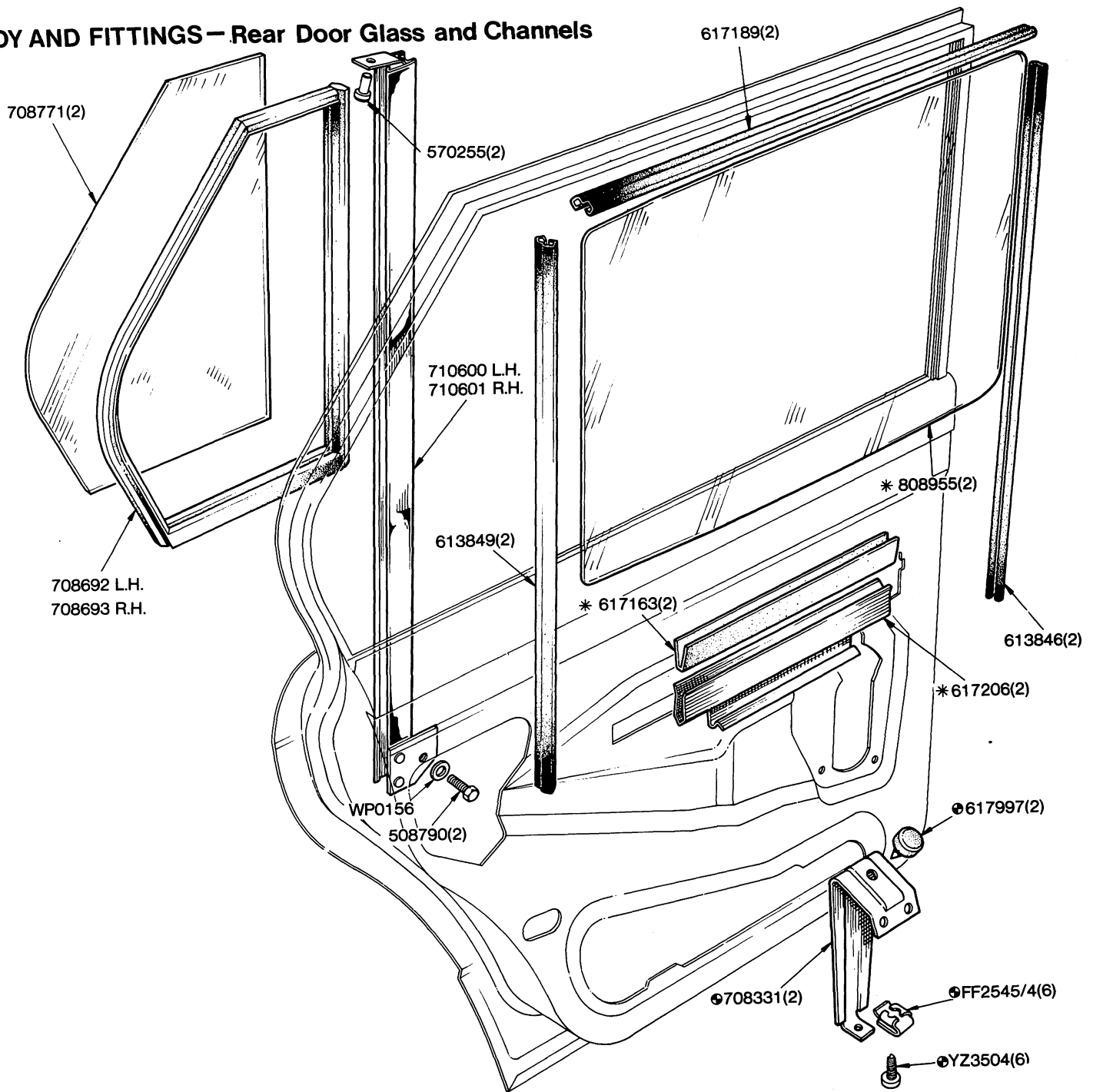
BODY AND FITTINGS—Rear Door Assembly, Hinges, etc.



NOTE.

- 814846 Rear Door Assembly R.H. } Comprising items marked *
- 814845 Rear Door Assembly L.H. }
- *715724 Panel, Outer, Rear Door, R.H. 1 off
- *715723 Panel, Outer, Rear Door, L.H. 1 off
- + Fitted up to Body No. only
- ‡ Fitted from Body No. and future
- ▲ Fitted up to Body No. only
- Fitted from Body No. and future

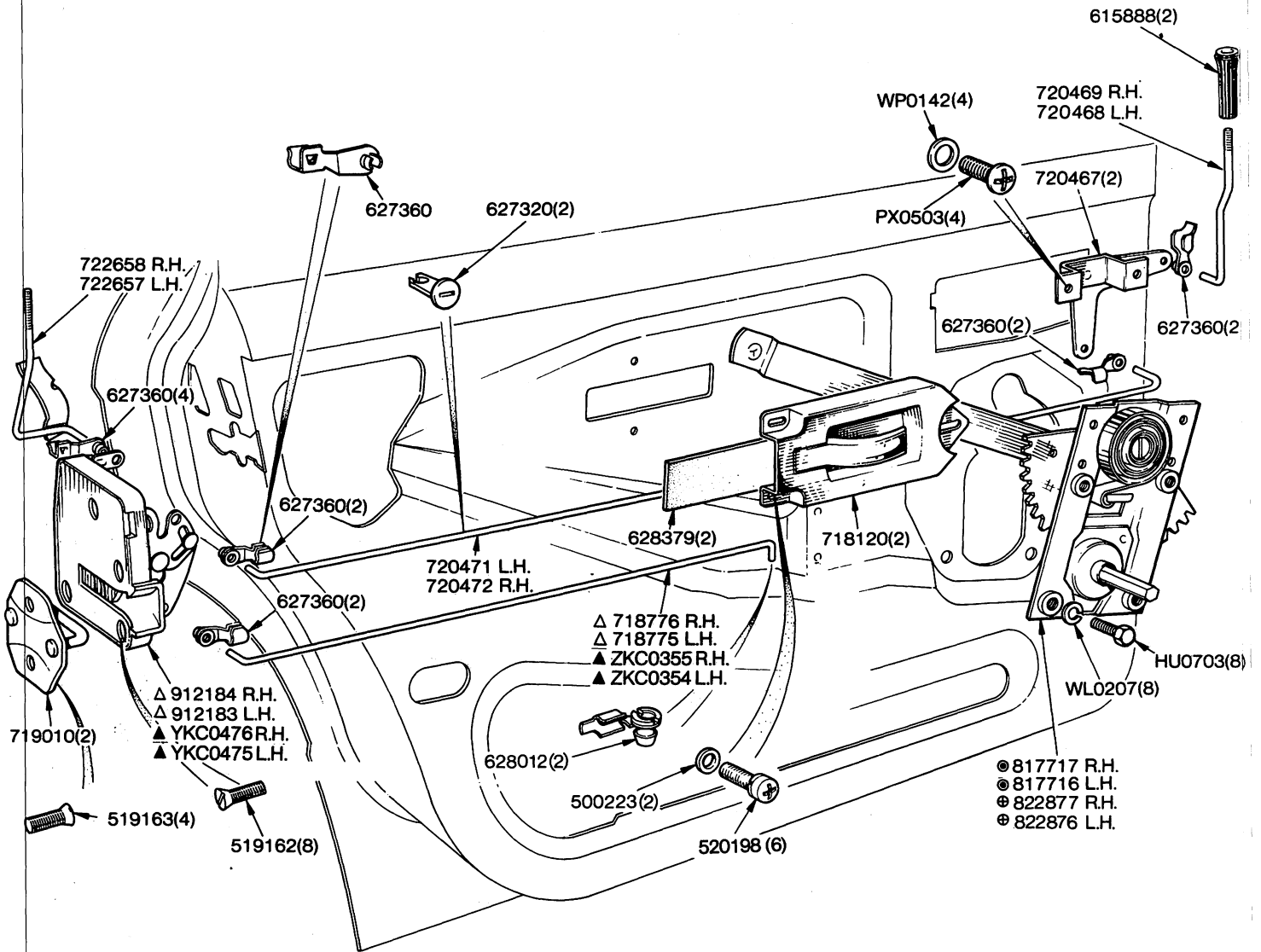
BODY AND FITTINGS - Rear Door Glass and Channels



NOTE

- | | | | |
|--------|---|-------|----------------------------------|
| 708826 | Rear Door Glass and Regulator Channel Assembly R.H. | 1 off | } Comprising items marked thus * |
| 708825 | Rear Door Glass and Regulator Channel Assembly L.H. | 1 off | |
| ● | Fitted up to Commission No. only | | |

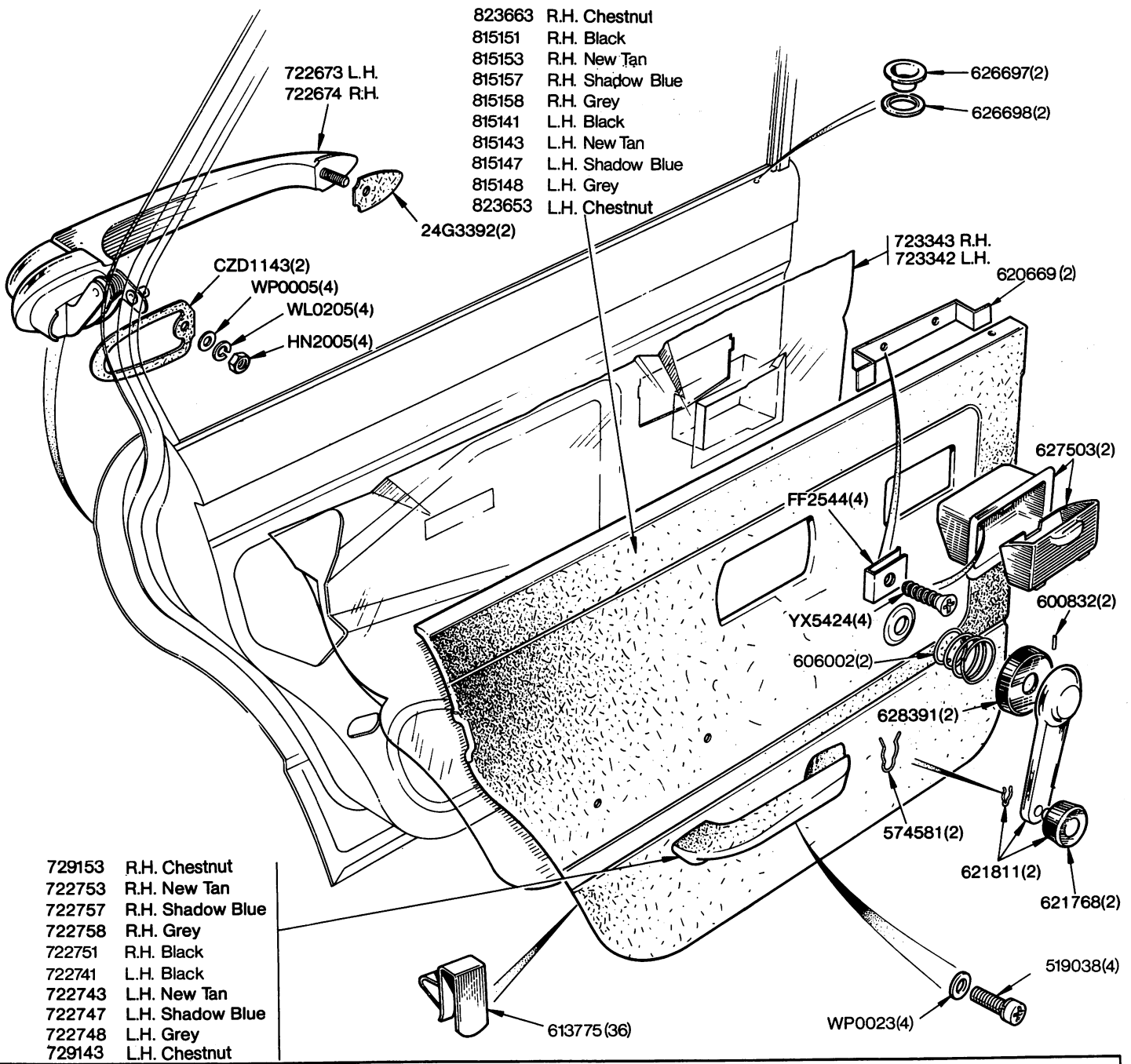
BODY AND FITTINGS - Rear Door Lock, Remote Control and Window Regulator



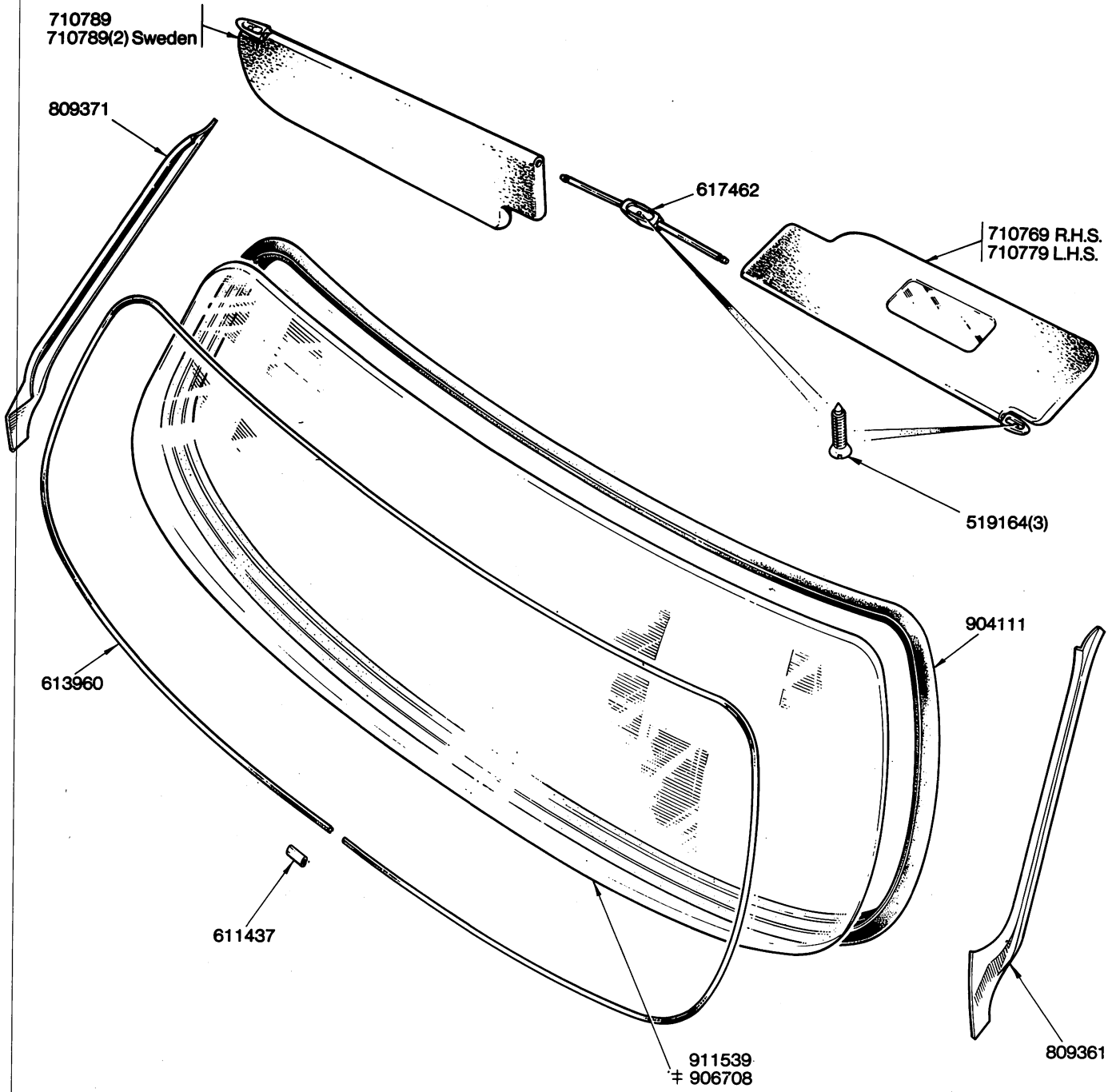
NOTE.

- ⊙ Fitted up to Commission No. only
- ⊕ From Commission No. onwards
- △ Up to Commission No.
- ▲ From Commission No.

BODY AND FITTINGS—Rear Door Trim Pads, Armrest and Handles.



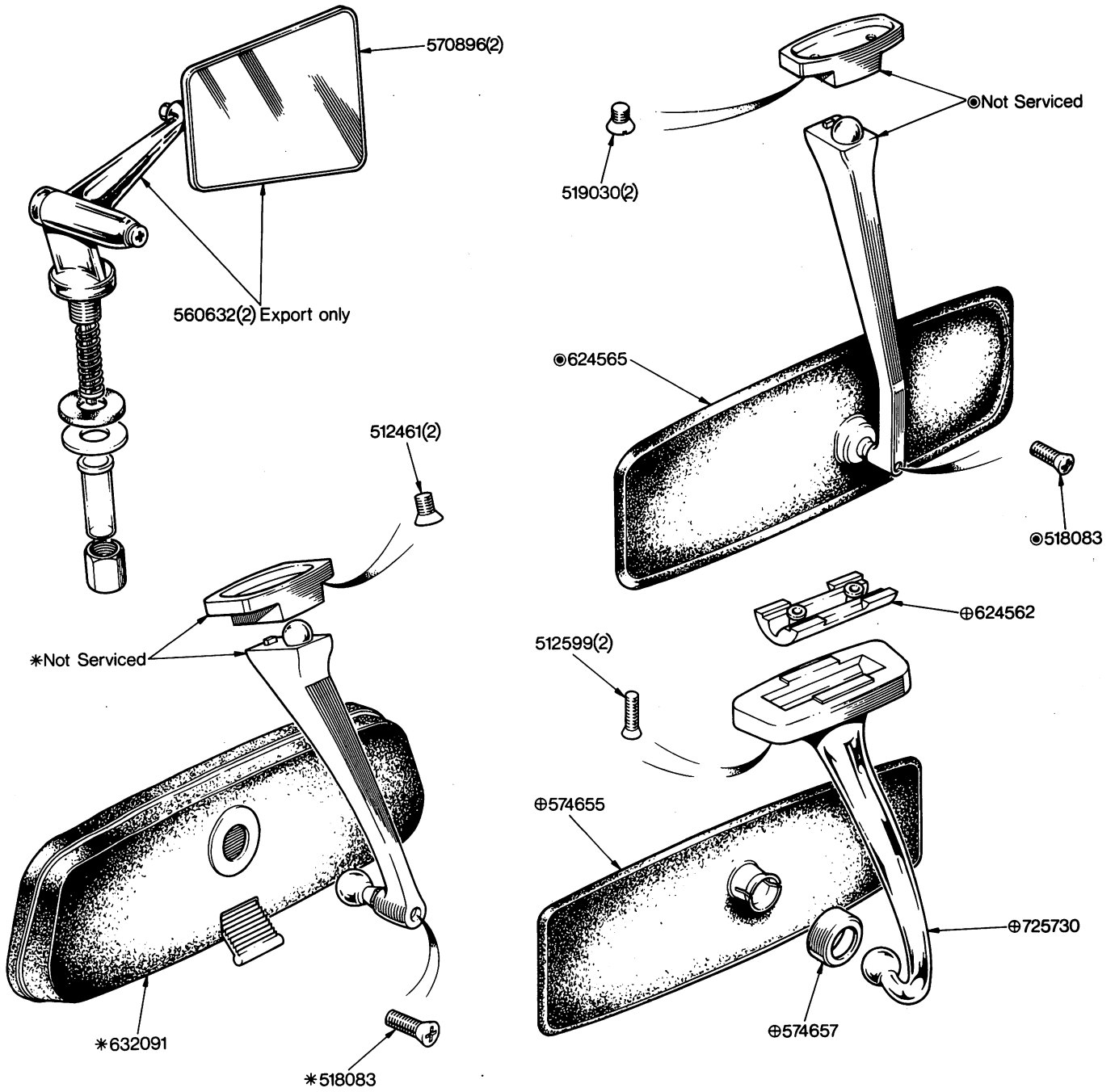
BODY AND FITTINGS—Windscreen, Sun Visors



NOTE.
 † 906708 Windscreen glass-laminated high impact interlayer 1 off
 (Norway special orders)

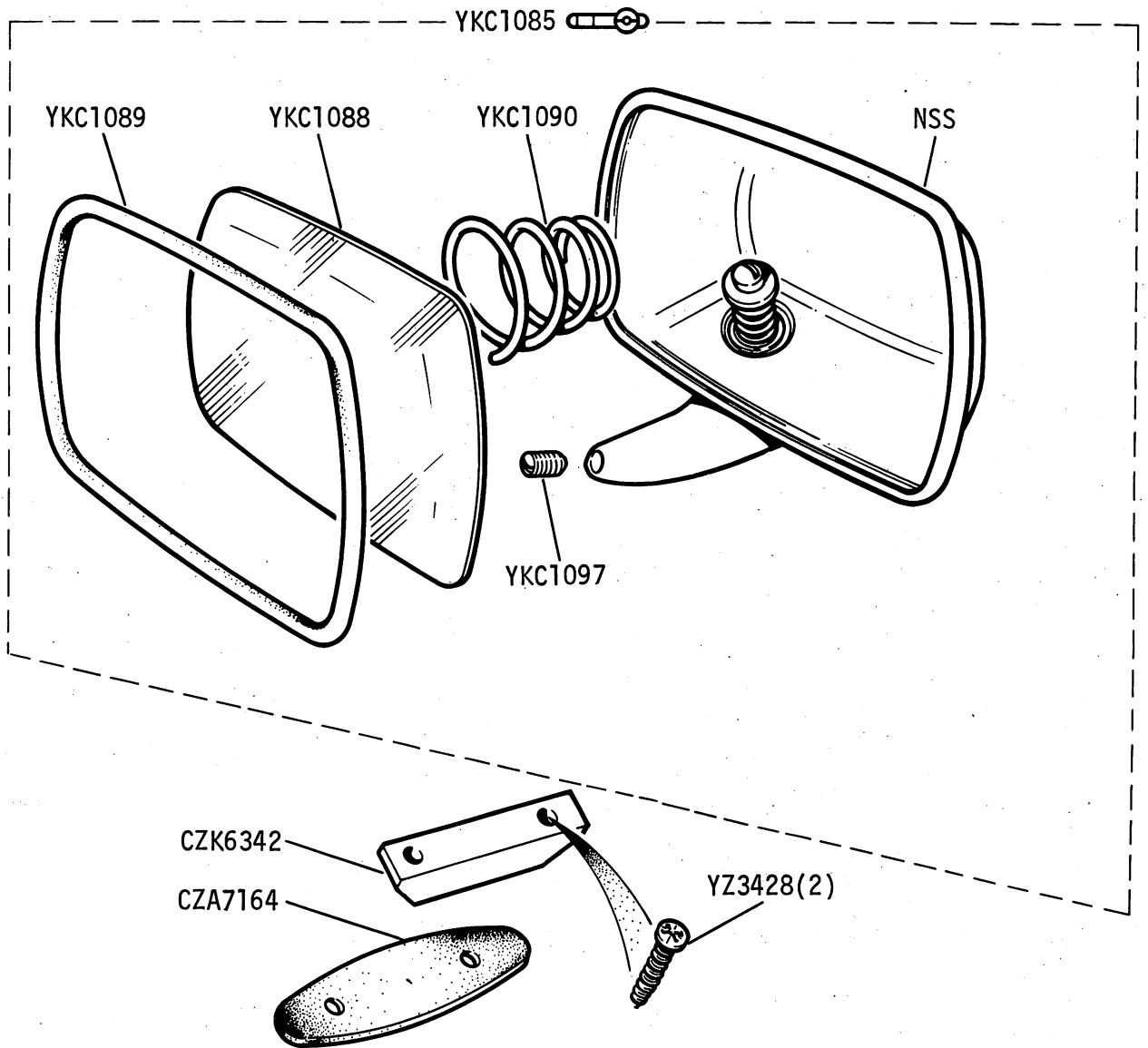
TOLEDO (1973) 25-66 B2820

BODY AND FITTINGS-Mirrors

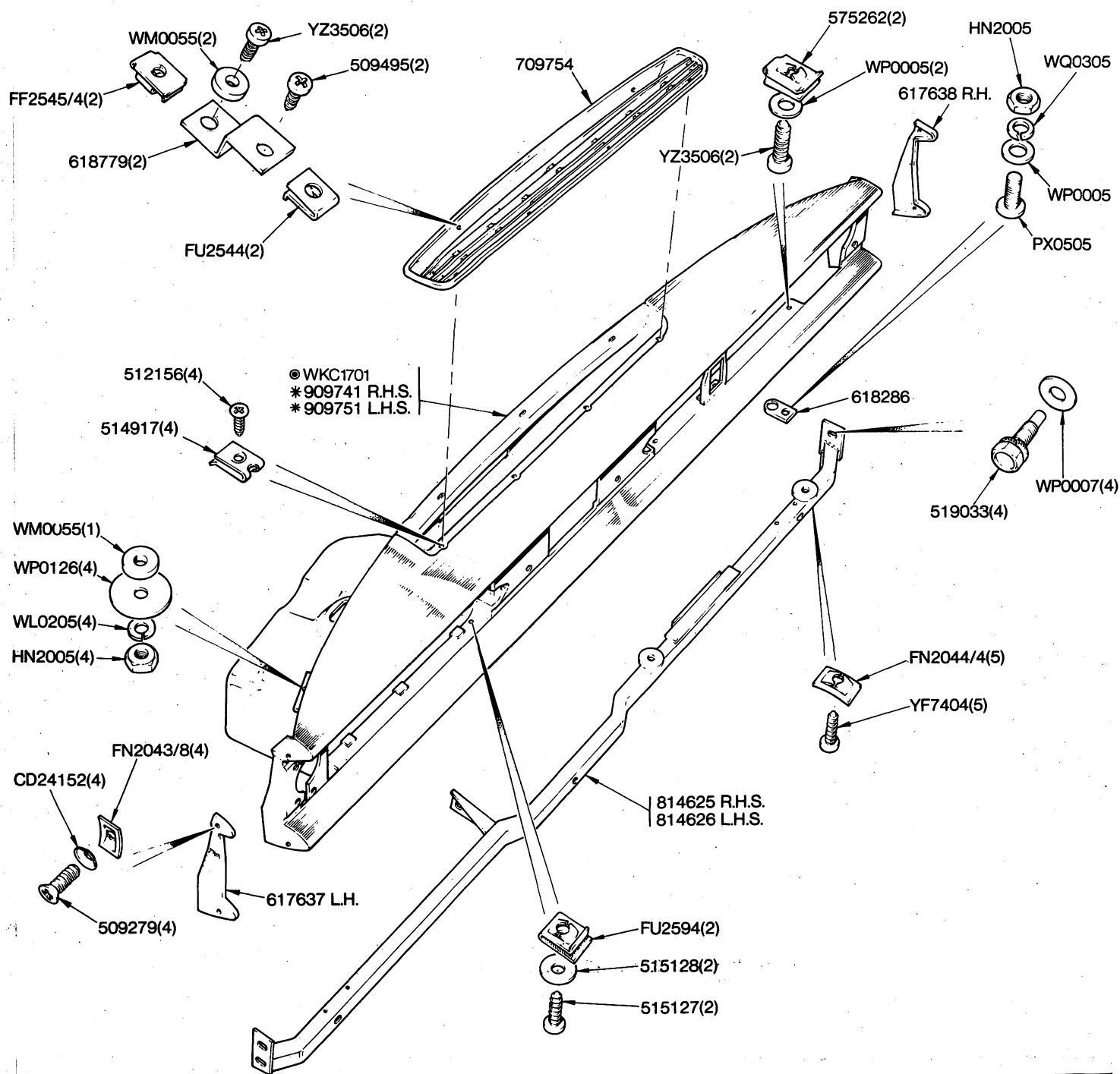


NOTE		
631401	Interior Mirror Assembly (Comprising items ⊙)	1 off
631631	Interior Mirror Assembly (Comprising items ⊕)	1 off
632098	Interior Mirror Assembly (Comprising items *)	1 off
		France only

BODY AND FITTINGS - Exterior Door Mirror

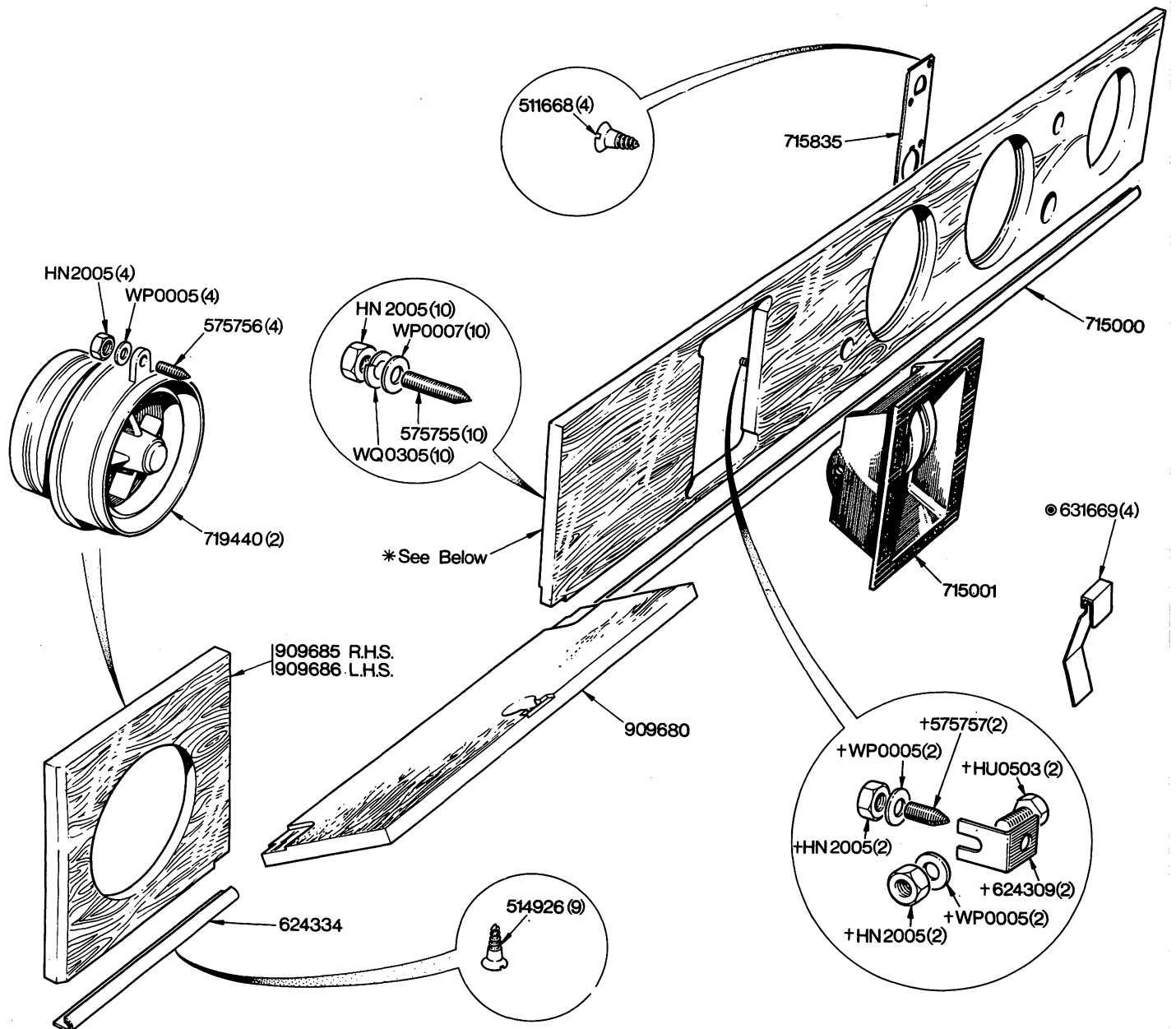


BODY AND FITTINGS - Facia Panel.



* Up to Commission No
 ● Fitted from Commission No

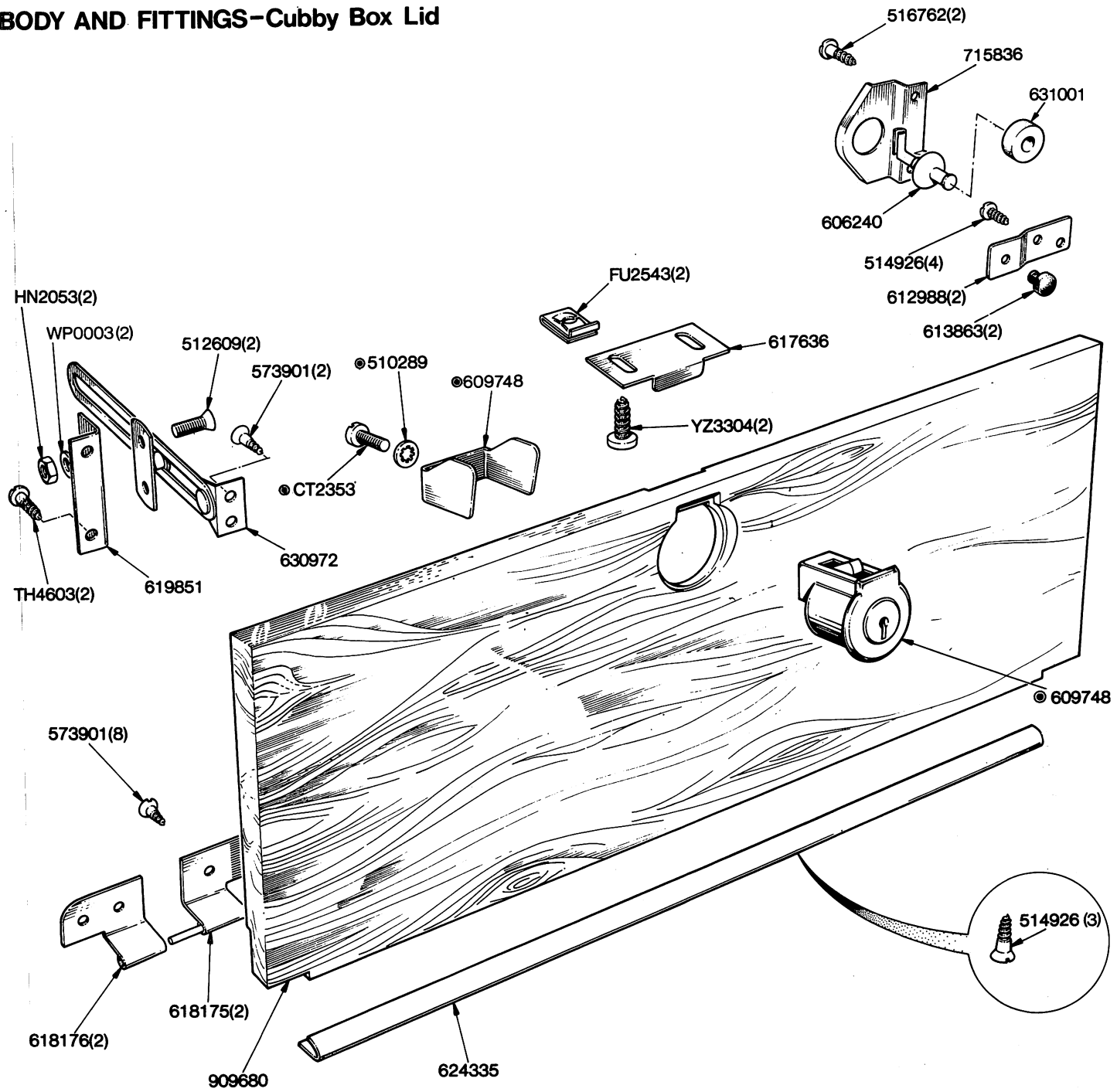
BODY AND FITTINGS—Facia Veneered Facings and Air Duct



909681	Matched Veneer Facing Set R.H.S.	1 off	Normal Fitment	* 909687	Facing, Drivers' Side R.H.S.	1 off	Normal Fitment
909682	Matched Veneer Facing Set L.H.S.	1 off		909688	Facing, Drivers' Side L.H.S.	1 off	
909683	Matched Veneer Facing Set R.H.S. (With cut outs for Brake Warning Light and Hazard Switch)	1 off		909689	Facing, Drivers' Side R.H.S. (With cut out for Brake Warning Light and Hazard Switch)	1 off	
909684	Matched Veneer Facing Set L.H.S. (With cut outs for Brake Warning Light and Hazard Switch)	1 off	Special Order Only	909690	Facing, Drivers' Side L.H.S. (With cut out for Brake Warning Light and Hazard Switch)	1 off	Special Order Only
724050	Matched Veneer Facing Set R.H.S. (With cut outs for Brake Warning Light)	1 off		724052	Facing, Drivers' Side R.H.S. (With cut out for Brake Warning Light)	1 off	
724051	Matched Veneer Facing Set L.H.S. (With cut outs for Brake Warning Light)	1 off		724053	Facing, Drivers' Side L.H.S. (With cut out for Brake Warning Light)	1 off	
723140	Matched Veneer Facing Set R.H.S. (With cut outs for Hazard Switch)	1 off		723142	Facing, Drivers' Side R.H.S. (With cut out for Hazard Switch)	1 off	
723141	Matched Veneer Facing Set L.H.S. (With cut outs for Hazard Switch)	1 off		723143	Facing, Drivers' Side L.H.S. (With cut out for Hazard Switch)	1 off	
NOTE. The above sets comprise :- Drivers' side, Passengers' side and Glove Box Lid Facings.							
				+		Up to trim Nos. T3725DH, T14151 DM only	
				⊙		From trim Nos. T3726DH, T14152 DM onwards	

TOLEDO (1973)

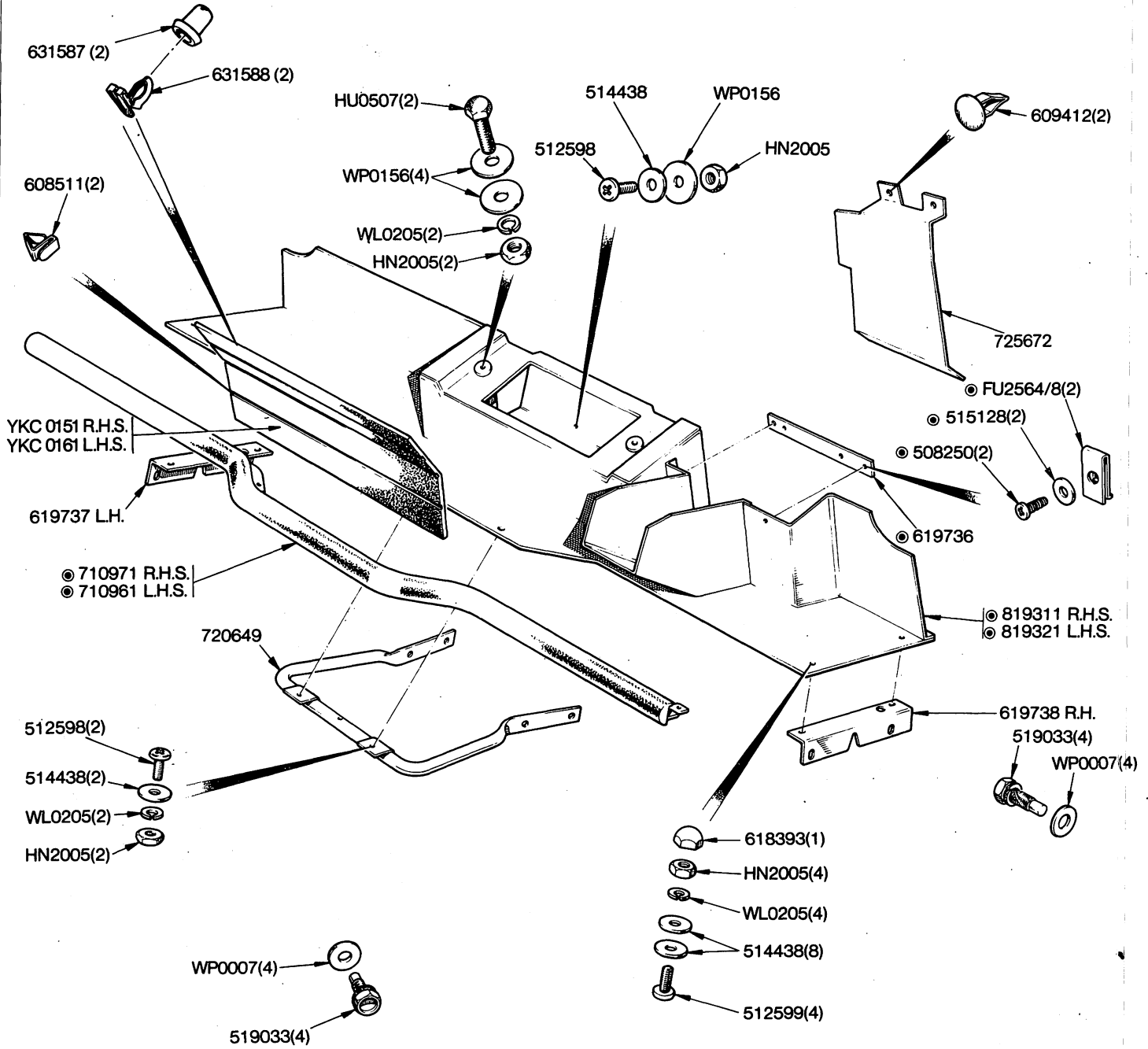
BODY AND FITTINGS-Cubby Box Lid



NOTE
 617408 Lock Set Assembly Comprising (Glovebox lid lock and Trunk lid lock)
 © Part of Lock 609748

TOLEDO (1973) **25-71** **B2824/1**

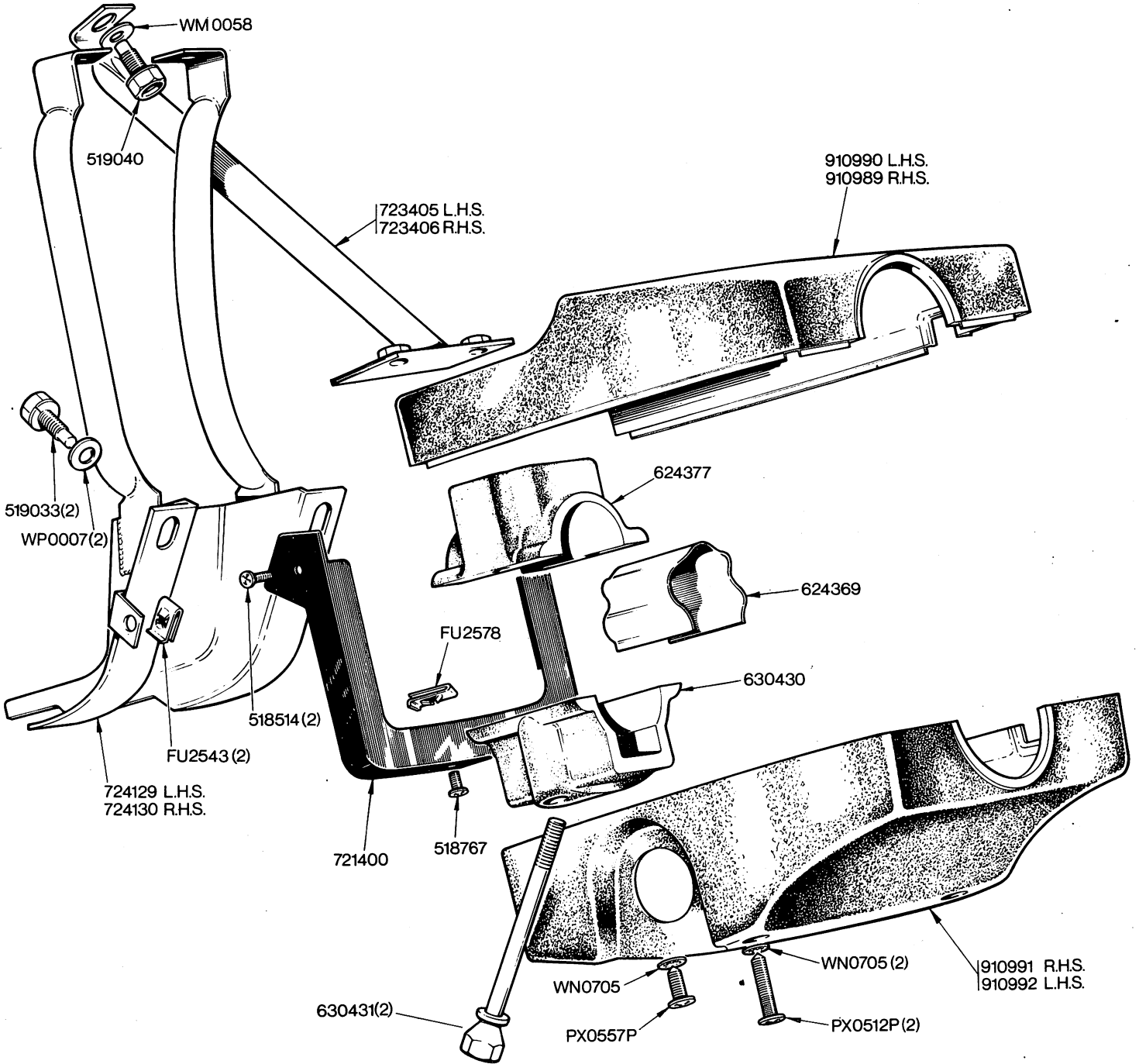
BODY AND FITTINGS - Parcel Tray



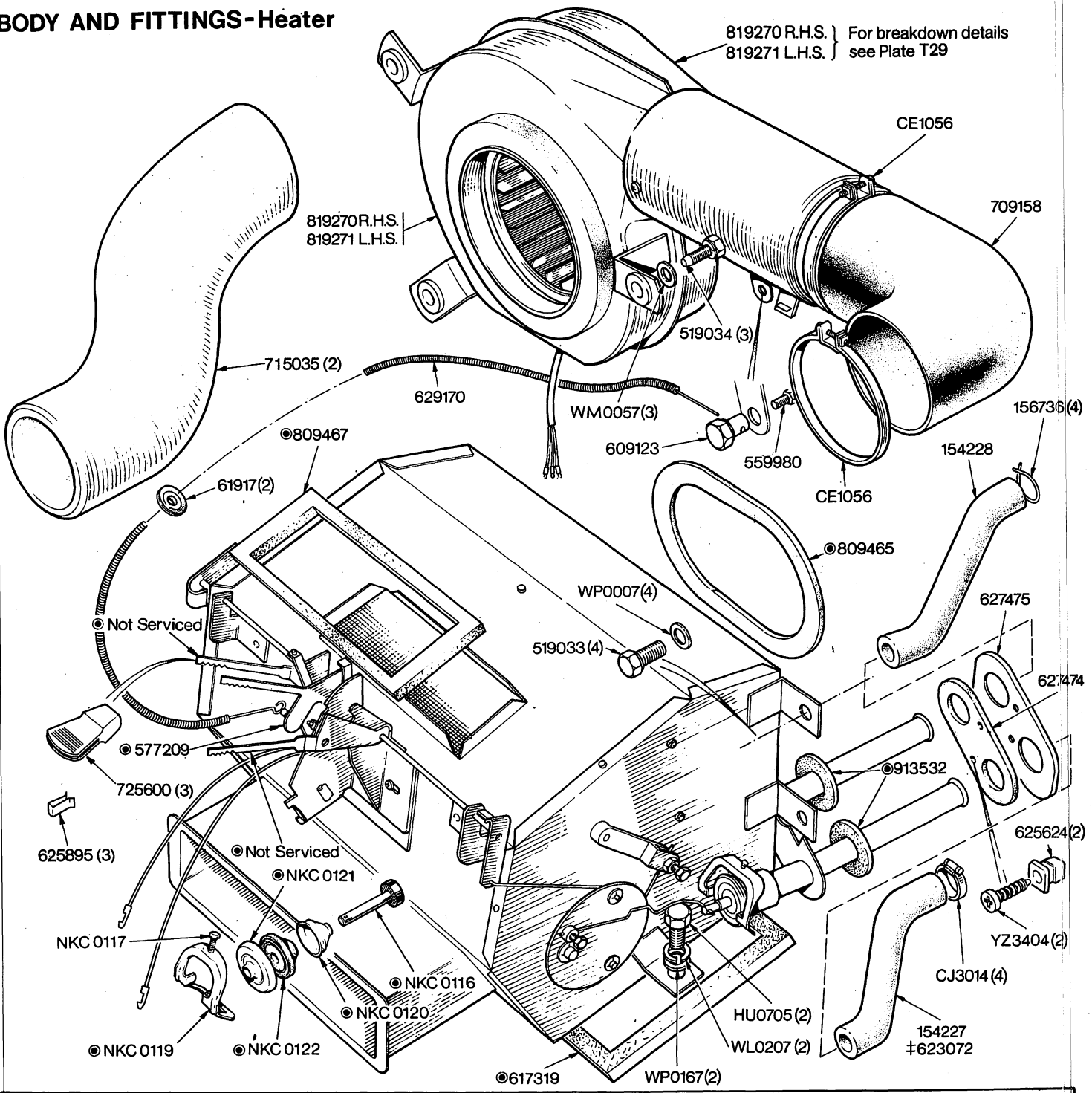
NOTE.

819311	Parcel Tray Assembly R.H.S.	1 off	} Comprising items marked thus ©
819321	Parcel Tray Assembly L.H.S.	1 off	

BODY AND FITTINGS—Steering Column Support



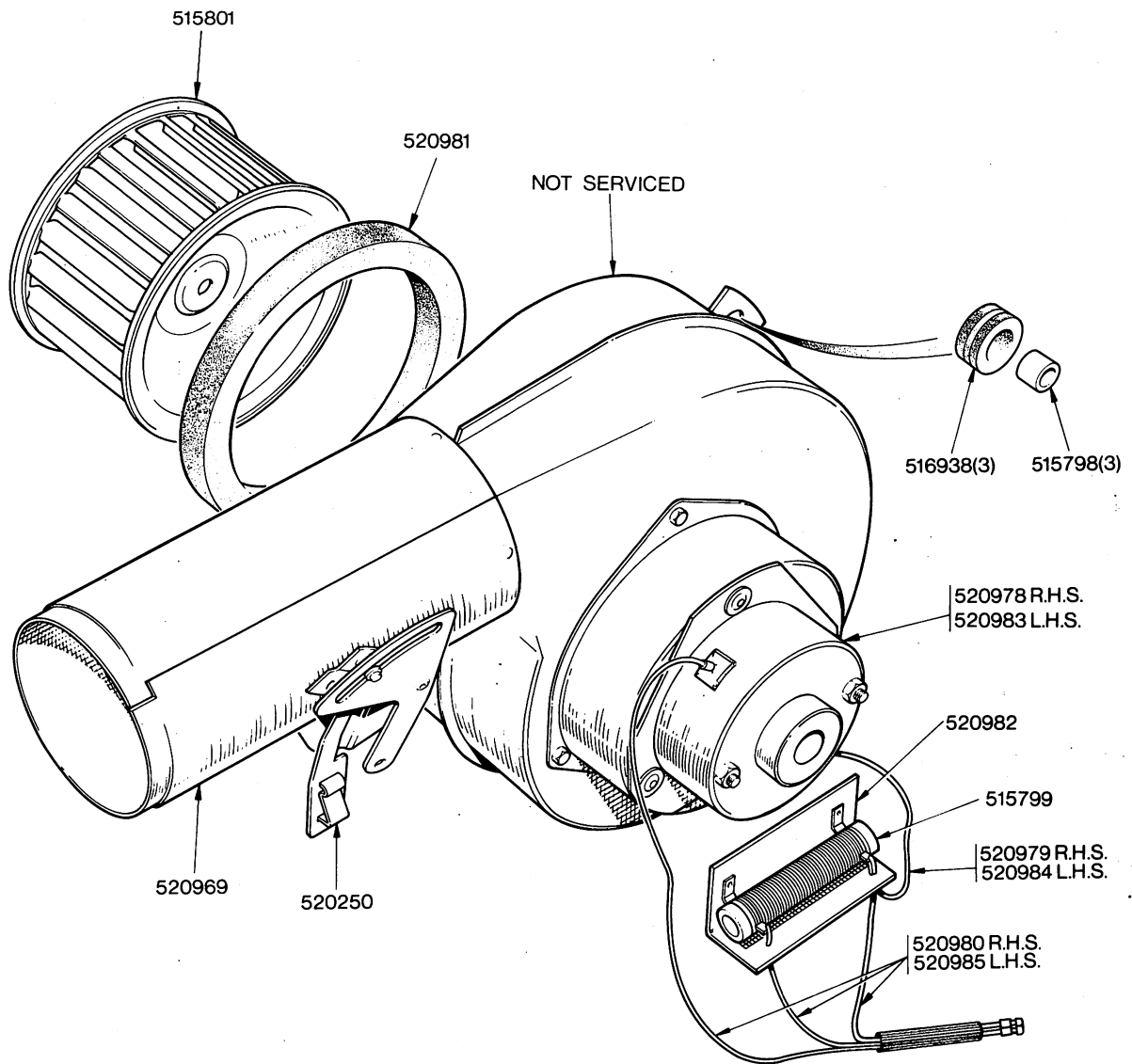
BODY AND FITTINGS-Heater



913534 Heater Box and Seals Assembly 1 off Comprising items marked thus ©

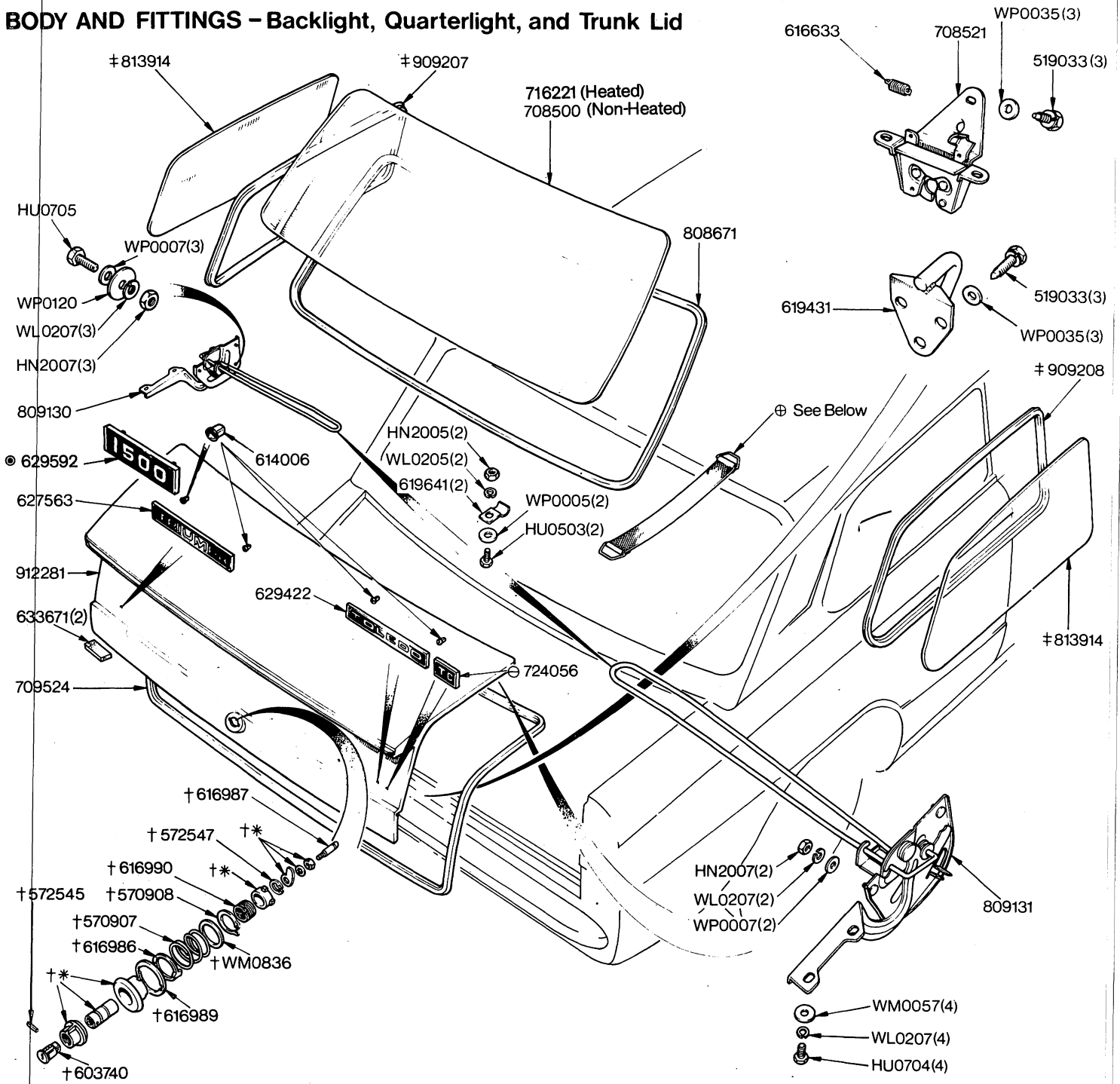
Items marked thus ‡ are fitted on Twin Carburettor Vehicles only

BODY AND FITTINGS—Blower Unit



NOTE
 819270 Blower Unit R.H.S. }
 819271 Blower Unit L.H.S. } Comprising all items on this Plate

BODY AND FITTINGS - Backlight, Quarterlight, and Trunk Lid



NOTE.

616982 Trunk Lid Operating Knob Assembly
 Items marked thus † are part of assembly 616982
 Items marked thus * are not serviced

1off

Items marked thus † are fitted on two door vehicles only
 Items marked ⊕ is fitted on Twin Carburettor model only
 ⊙ New Zealand only

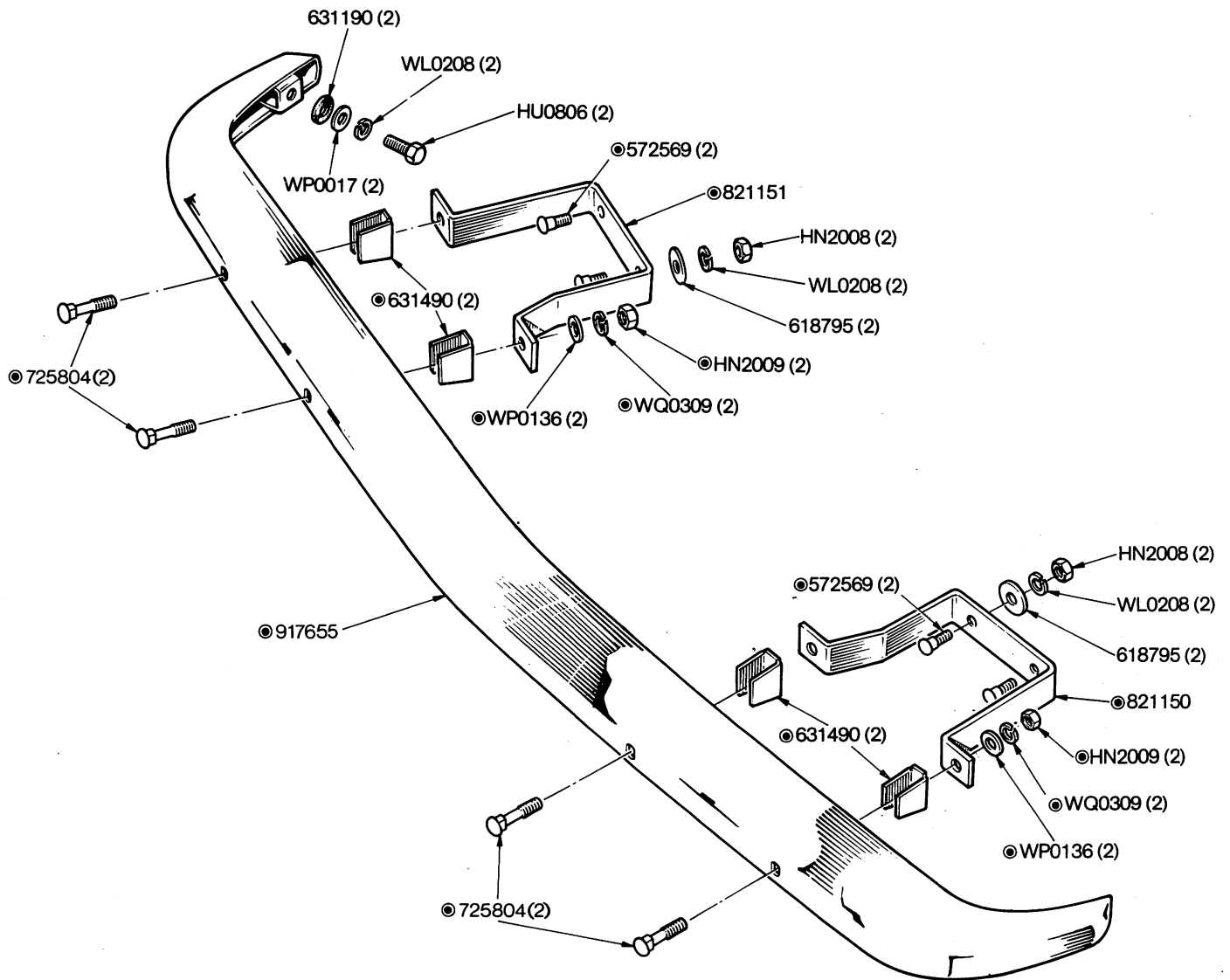
⊕ 629200 } Alternative fitment with 520 x 13 Tyres on 1300cc
 ⊕ 625150 }

⊕ 629201 } Alternative fitment with 155 x 13 Tyres on 1500cc
 ⊕ 625151 }

617408 Lock Set Assembly
 (comprising Trunk Lid Lock and Glove Box Lid Lock)

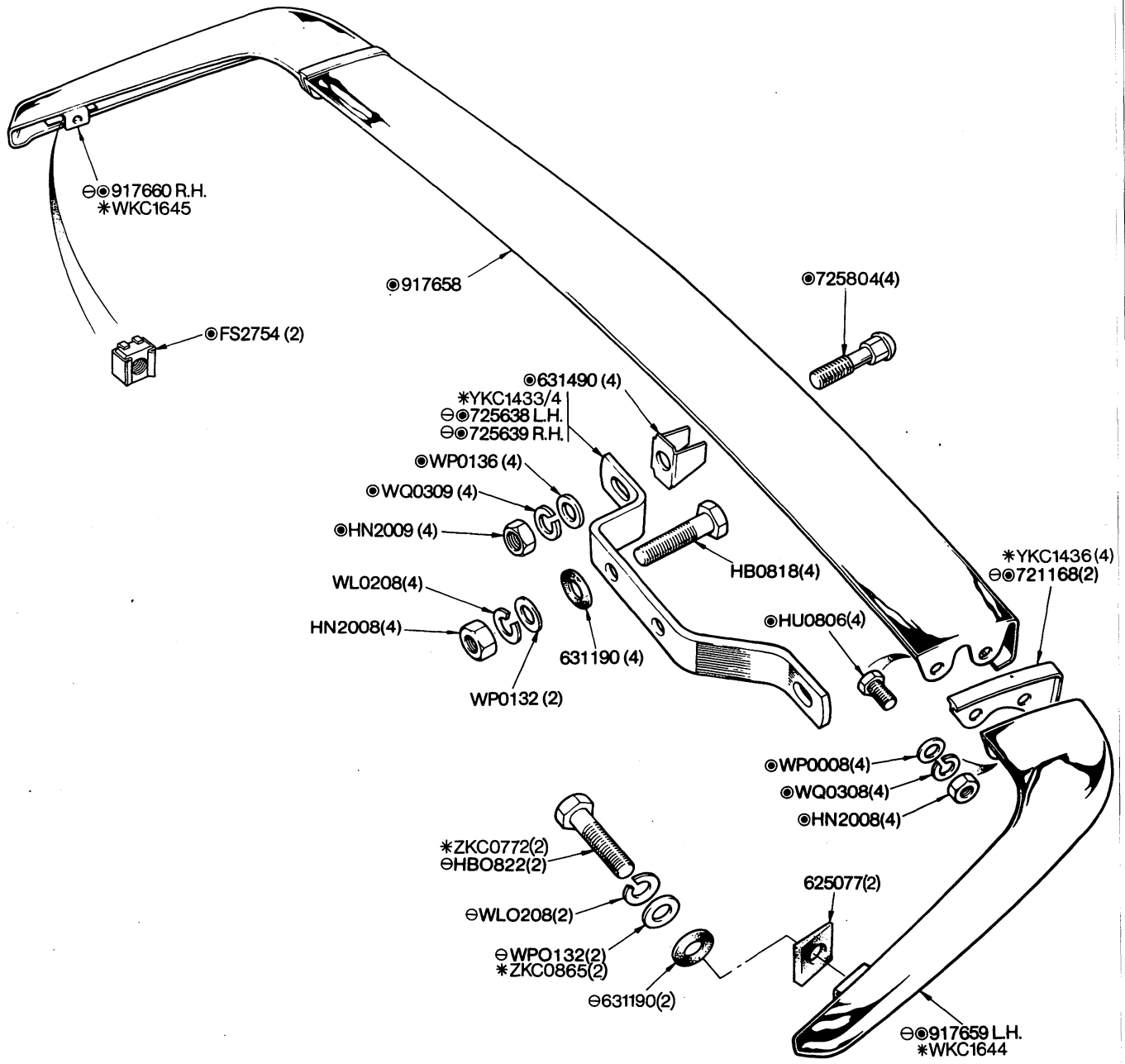
1off

BODY AND FITTINGS - Front Bumper



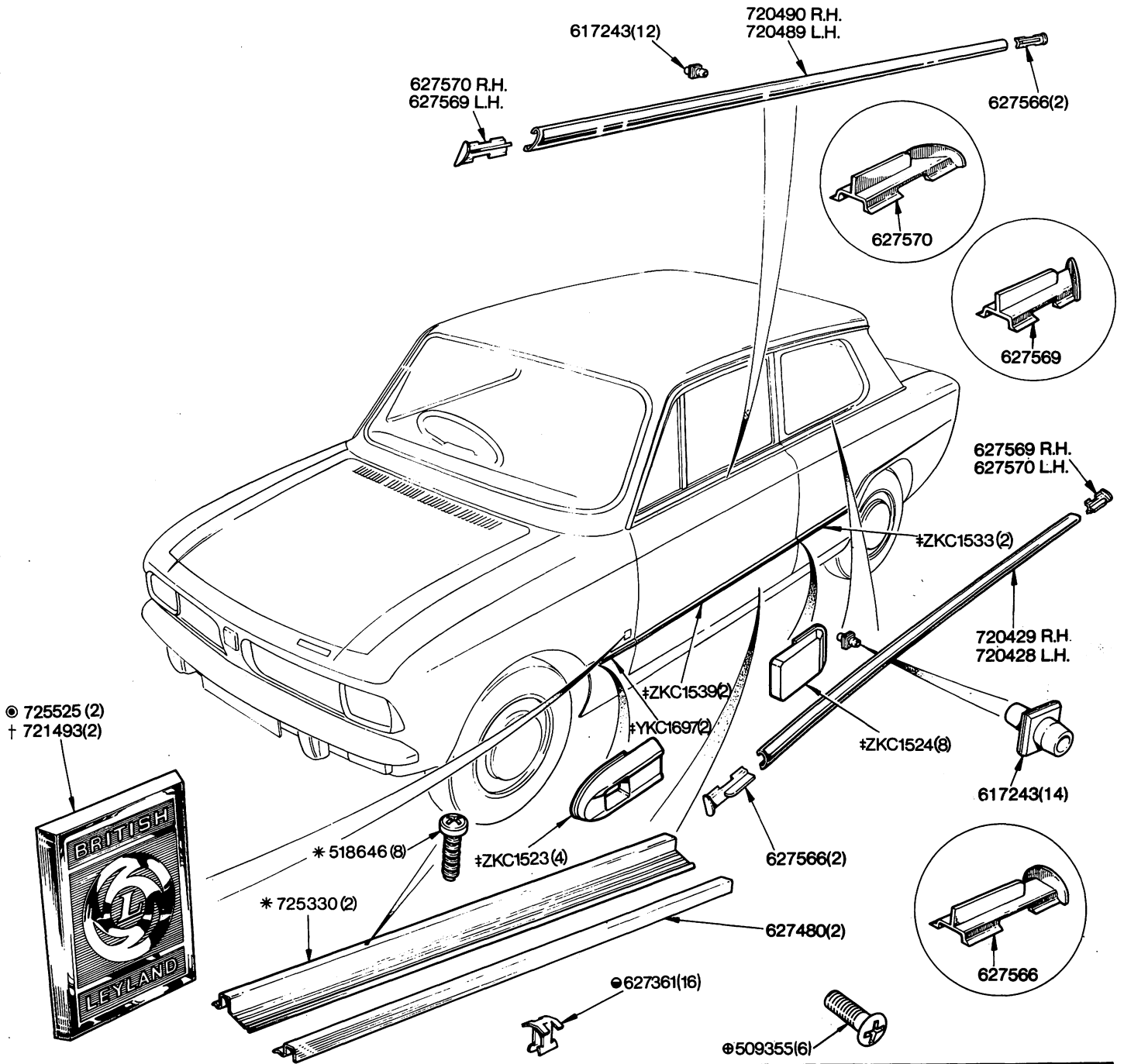
NOTE
 917360 Front Bumper Assembly 1 off
 Comprising items marked C

BODY AND FITTINGS - Rear Bumper



NOTE
 917361 Rear Bumper Assembly
 Comprising items marked ⊖
 ⊖ Fitted up to Commission No.
 * Fitted from Commission No.

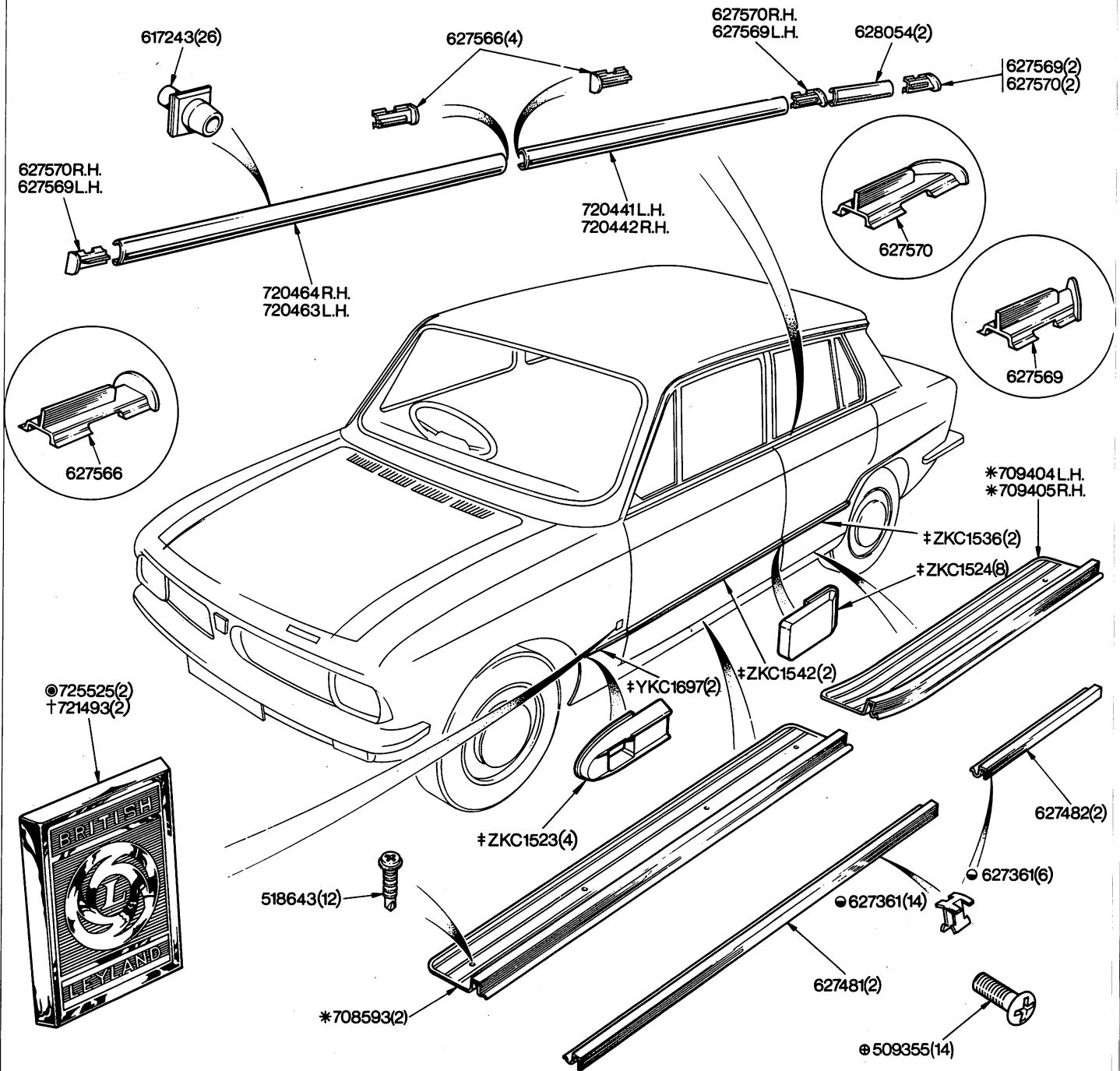
BODY AND FITTINGS - Body Side Mouldings



NOTE

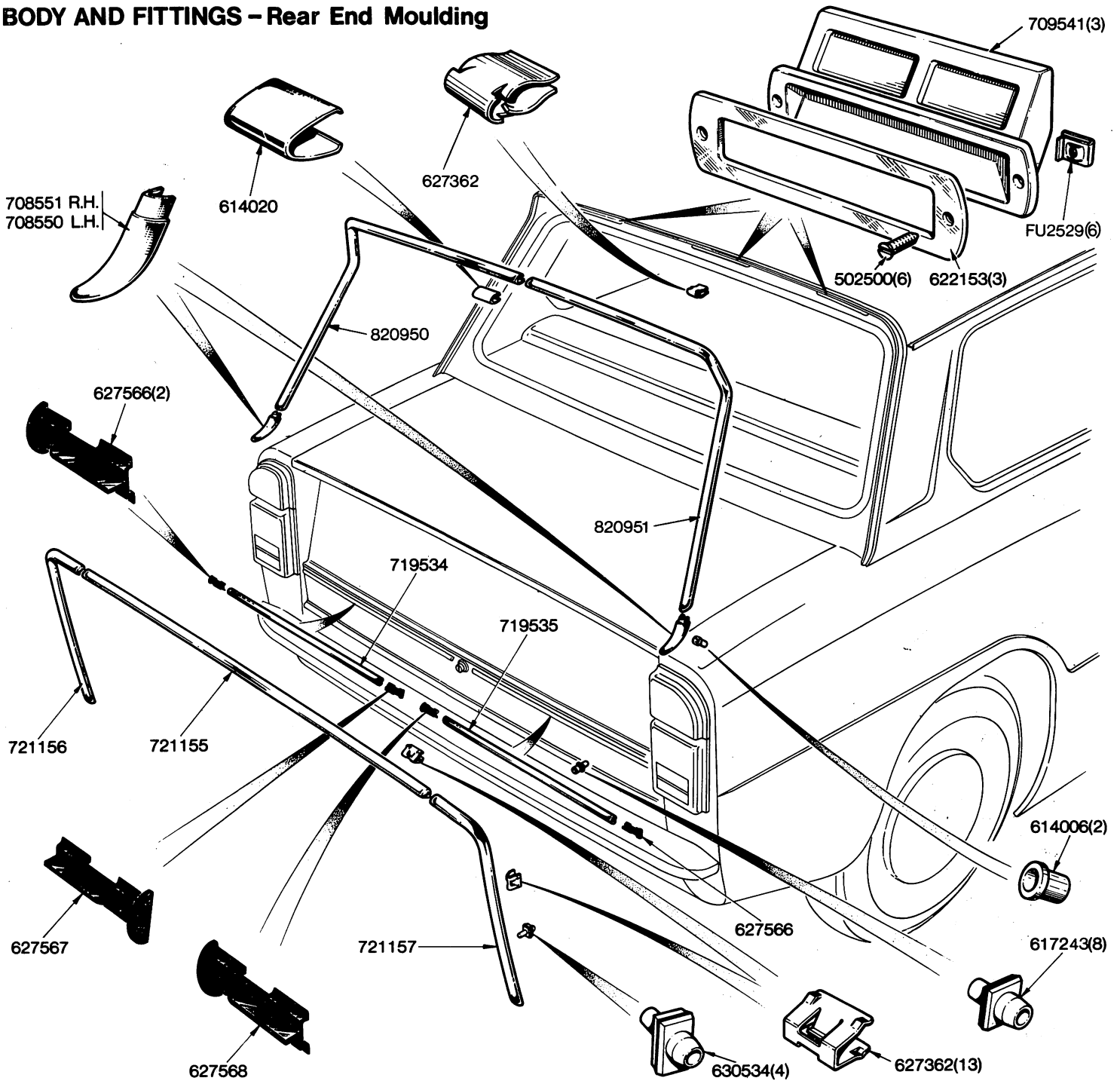
- * Special orders only
- † Plastic } Alternatives
- ⊙ Zinc Based }
- ⊕ Up to Commission No. only
- ⊕ From Commission No. onwards
- ‡ Fitted from Commission No.

BODY AND FITTING—Body Side Mouldings

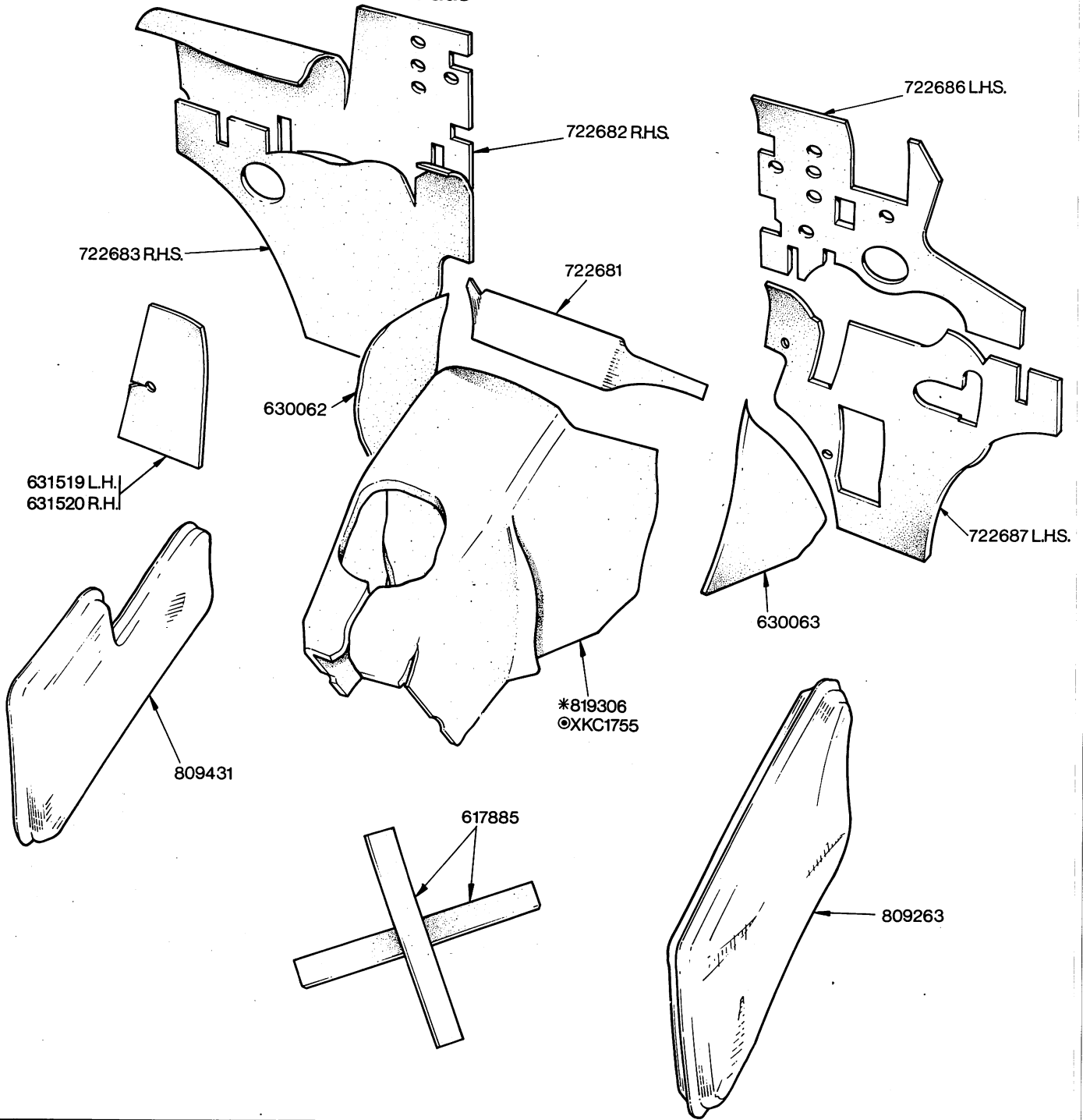


NOTE
 † Plastic } Alternatives
 © Zinc Based }
 * Special orders only
 Ⓞ Up to Commission No. only
 Ⓢ From Commission No. onwards
 ‡ Fitted from Commission No.

BODY AND FITTINGS - Rear End Moulding

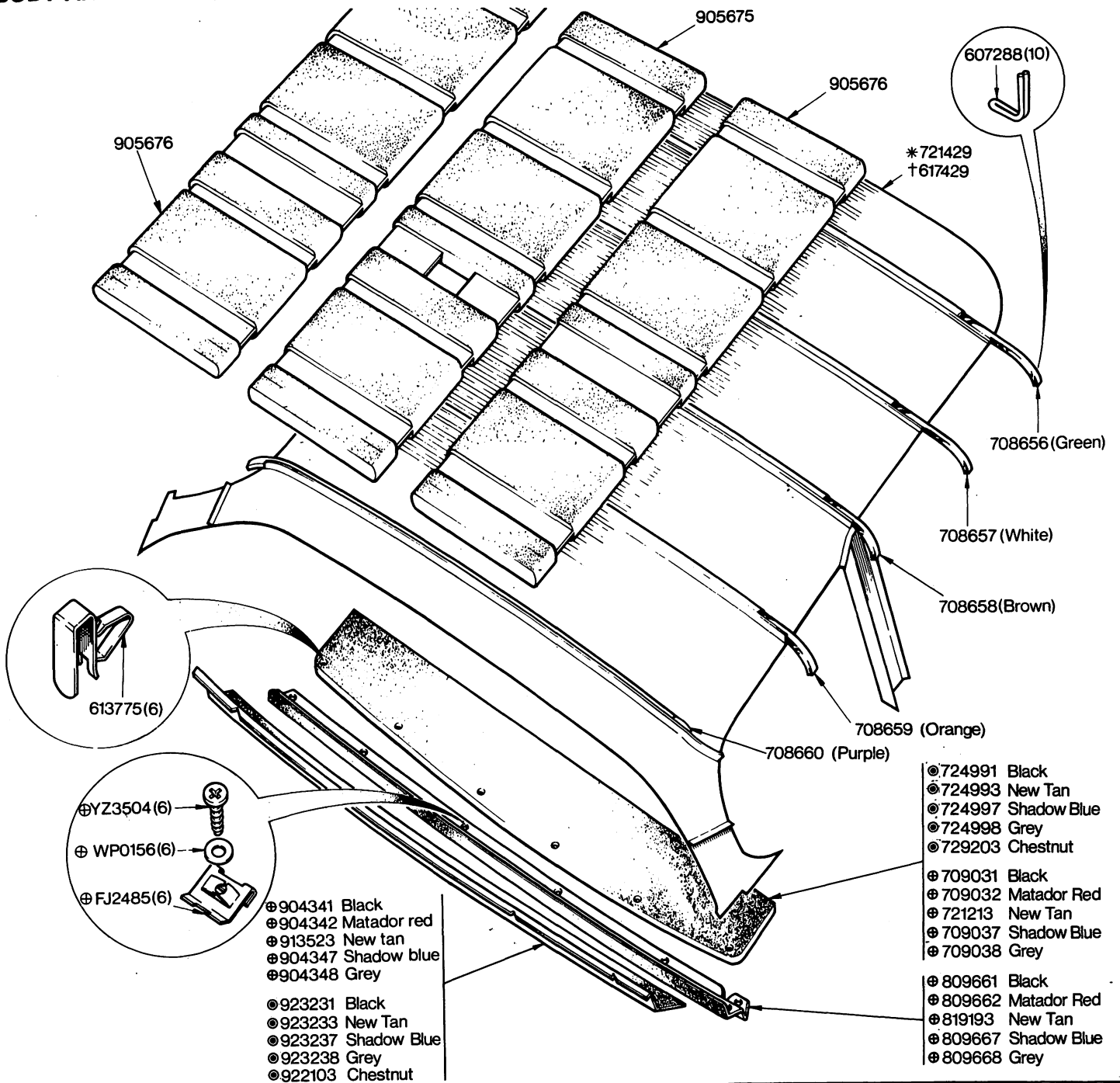


BODY AND FITTINGS - Sound Insulation Pads



*Fitted up to Commission No.
©Fitted from Commission No.

BODY AND FITTINGS—Roof Insulation Pads, Headlining, Parcel Shelf Trim

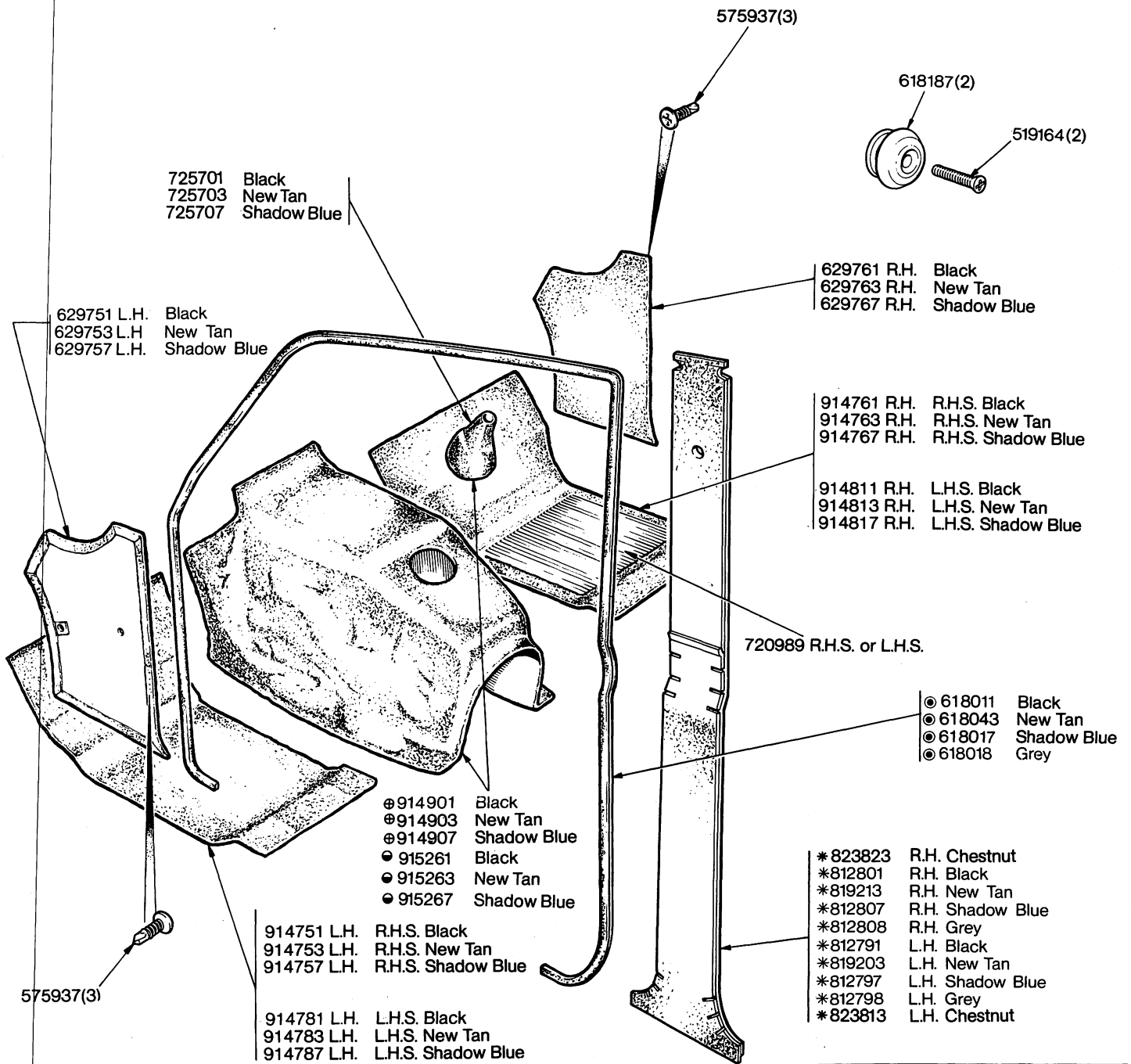


- ⊕ YZ3504(6)
- ⊕ WP0156(6)
- ⊕ FJ2485(6)
- ⊕ 904341 Black
- ⊕ 904342 Matador red
- ⊕ 913523 New tan
- ⊕ 904347 Shadow blue
- ⊕ 904348 Grey
- ⊕ 923231 Black
- ⊕ 923233 New Tan
- ⊕ 923237 Shadow Blue
- ⊕ 923238 Grey
- ⊕ 922103 Chestnut

- ⊕ 724991 Black
- ⊕ 724993 New Tan
- ⊕ 724997 Shadow Blue
- ⊕ 724998 Grey
- ⊕ 729203 Chestnut
- ⊕ 709031 Black
- ⊕ 709032 Matador Red
- ⊕ 721213 New Tan
- ⊕ 709037 Shadow Blue
- ⊕ 709038 Grey
- ⊕ 809661 Black
- ⊕ 809662 Matador Red
- ⊕ 819193 New Tan
- ⊕ 809667 Shadow Blue
- ⊕ 809668 Grey

NOTE
 *721429 Headlining Assembly 2 Door
 †617429 Headlining Assembly 4 Door
 ⊕ Fitted up to Trim Body No. T1931DH, T9264DM only
 ● Fitted from Trim Body No. T1932DH, T9265DM and future

BODY AND FITTINGS - Dash Trim Pads, Front Floor Carpet, Draught Excluder, 'B' Post Trim Pad, Coat Hook



NOTE

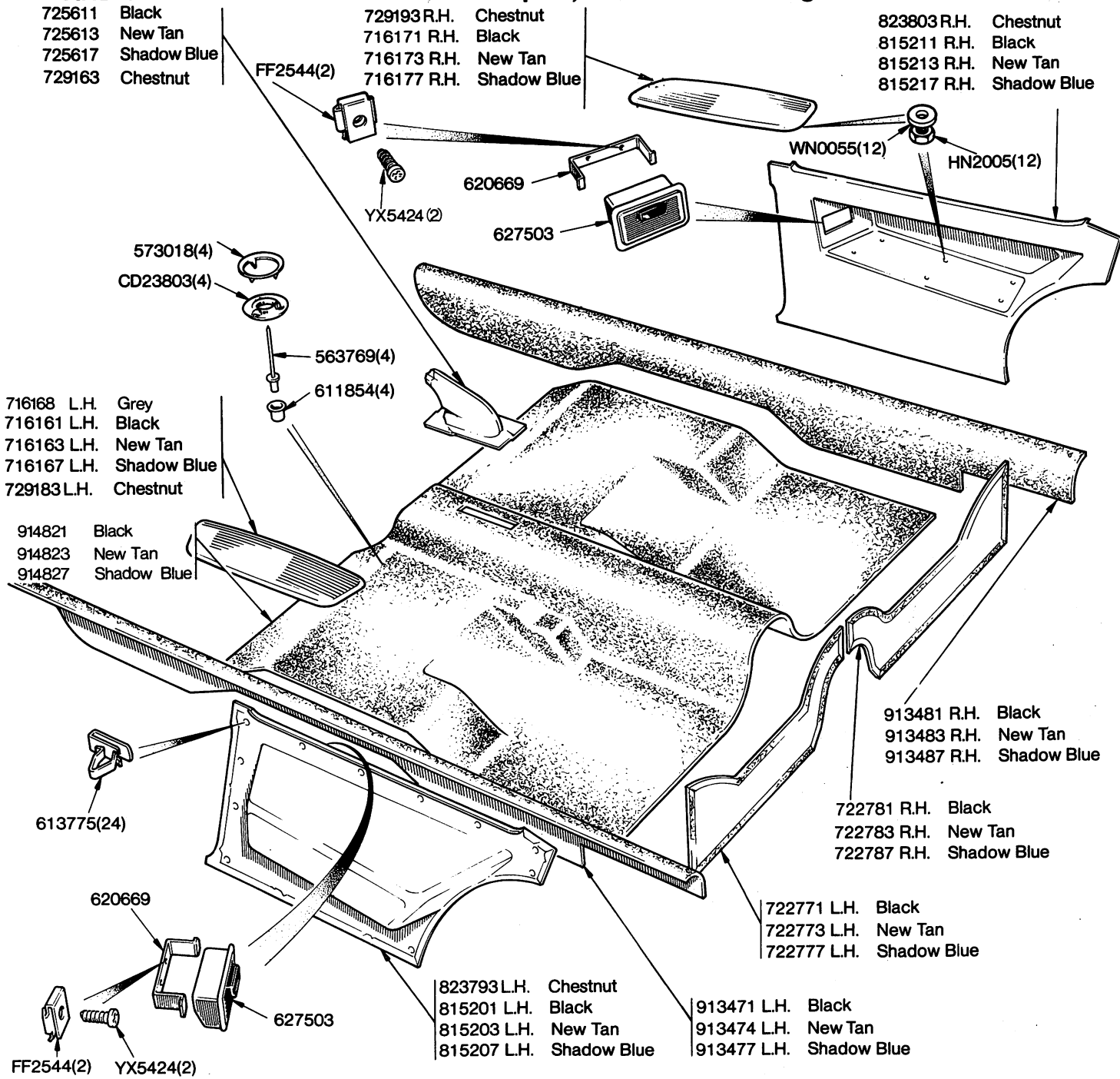
Items marked thus * are 4 door only

Items marked thus © are 2 off on 2 Door and 4 off on 4 Door Vehicles.

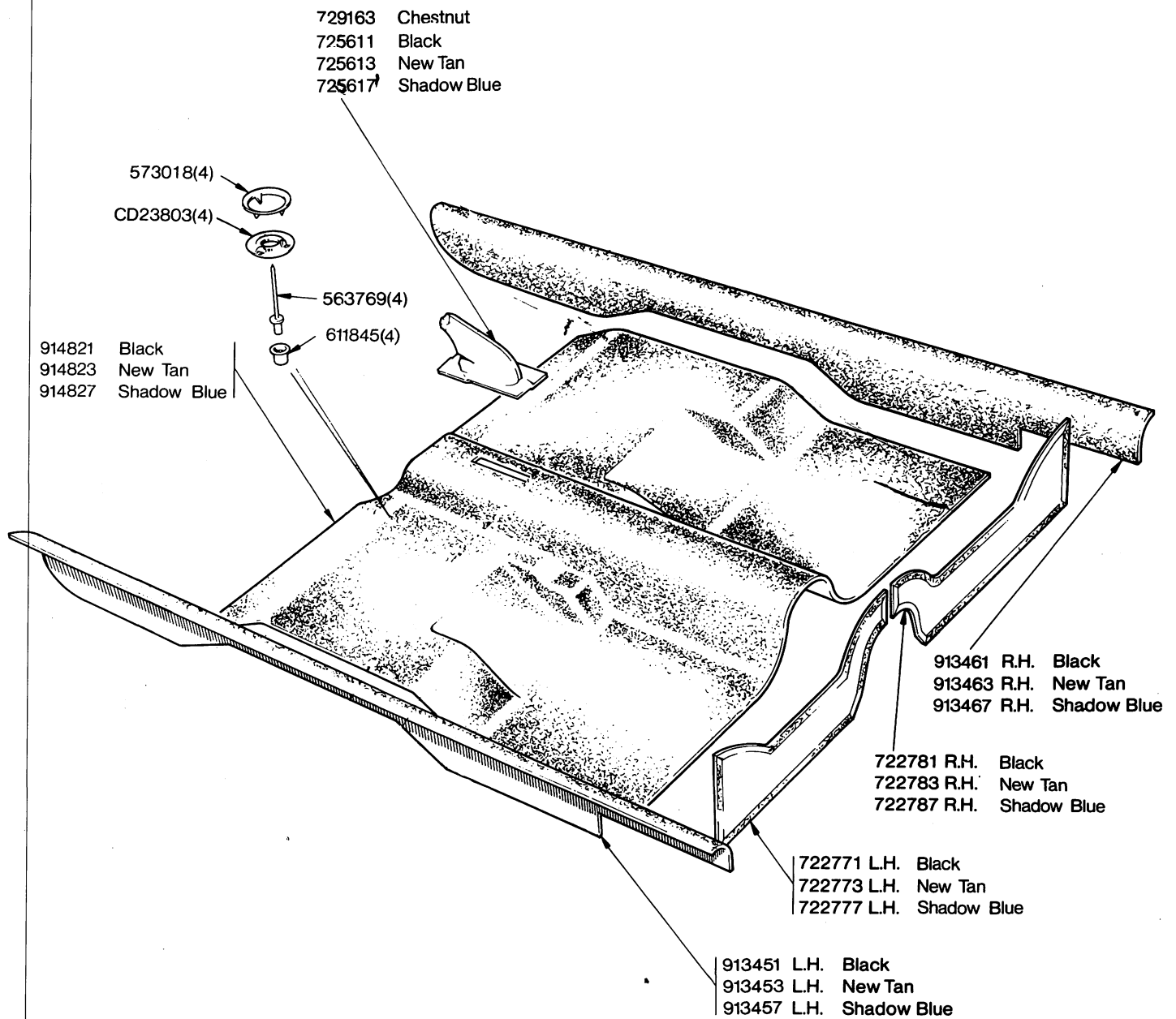
© Fitted on all L.H.S. Vehicles and up to Commission No. ADH3162, ADF57345 on R.H.S. only

● Fitted from Commission No. ADH3163, ADF57346 onwards on R.H.S. only

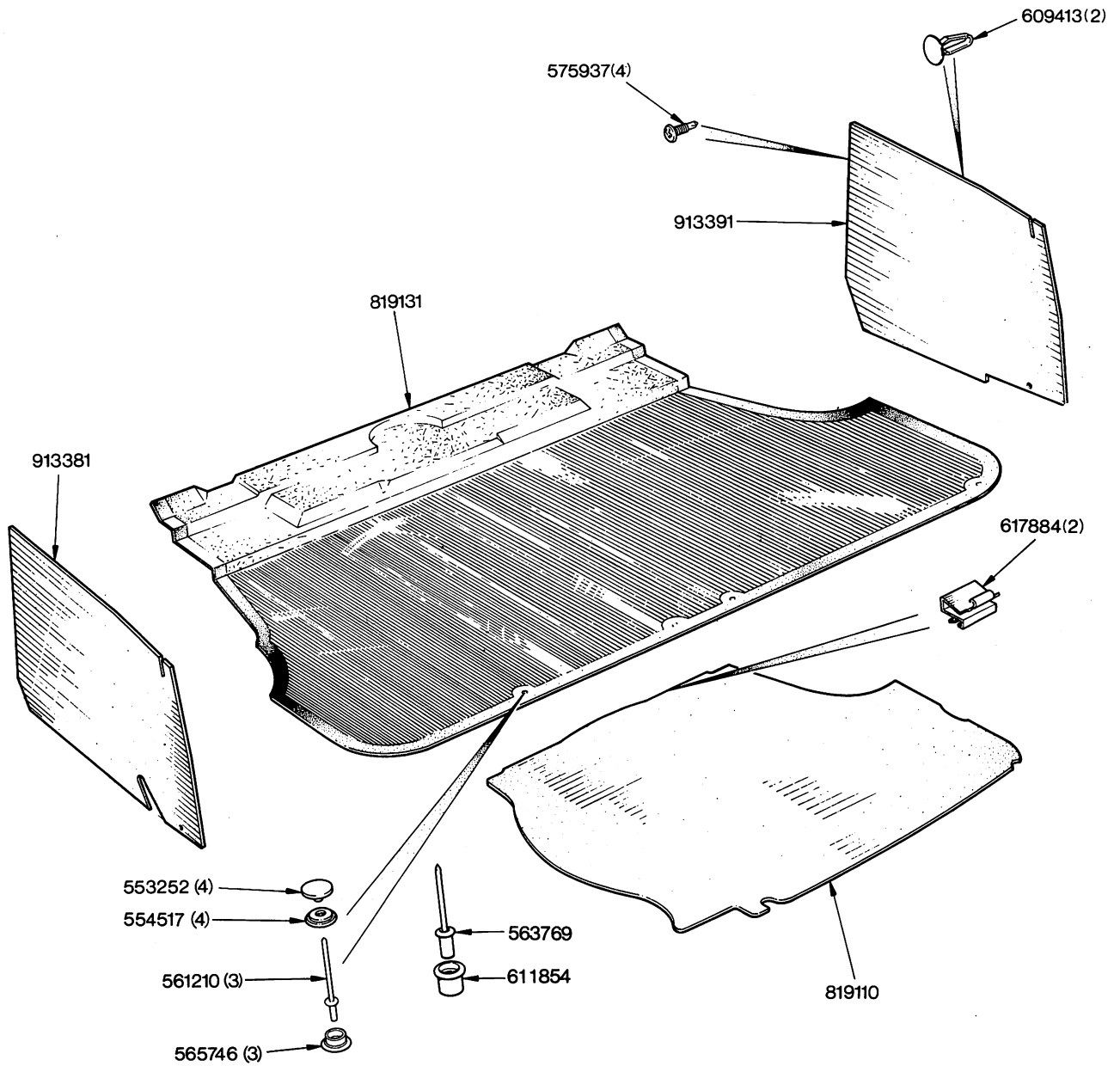
BODY AND FITTINGS - Rear Floor and Sill Carpets, Rear Quarter Casings



BODY AND FITTINGS—Door Tread Plates, Sill Carpet, Rear Floor Carpet

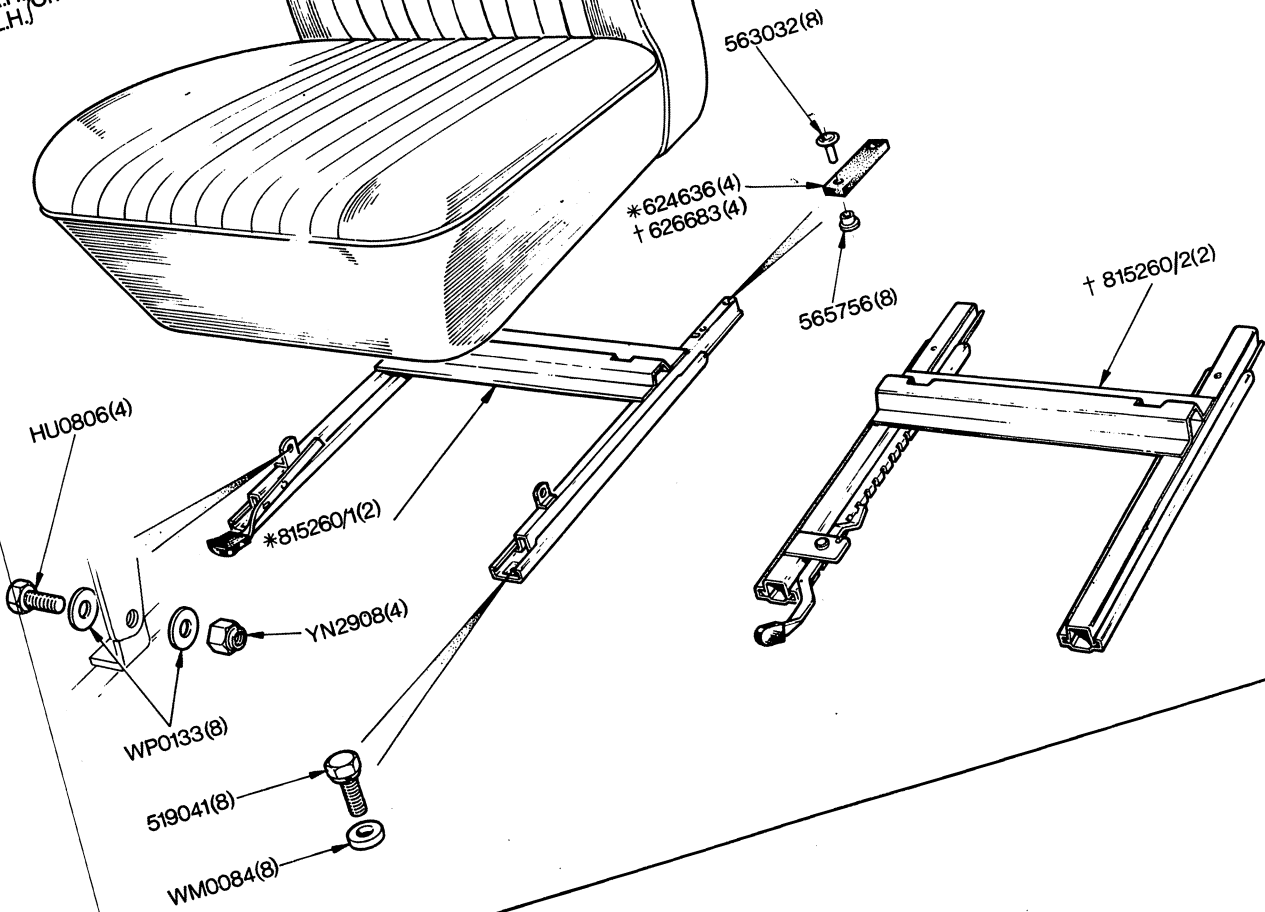
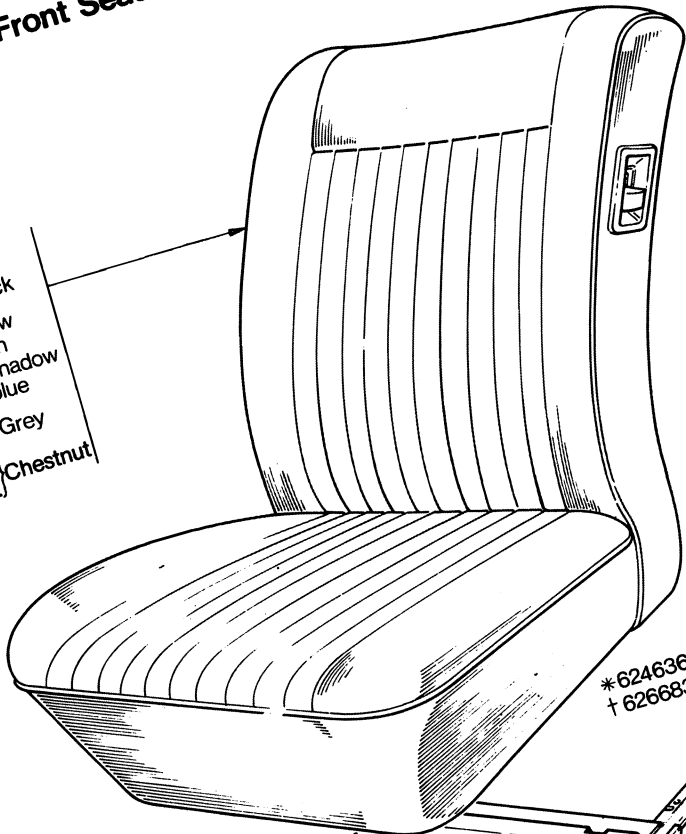


BODY AND FITTINGS—Luggage Compartment Trim



BODY AND FITTINGS—Front Seat Assembly and Seat Slides

- Leathercloth
- 912501 R.H. Black
- 912491 L.H.
- 912503 R.H. New
- 912493 L.H. tan
- 912507 R.H. Shadow
- 912497 L.H. blue
- 912508 R.H. Grey
- 912498 L.H.
- 921643 R.H. Chestnut
- 921633 L.H.



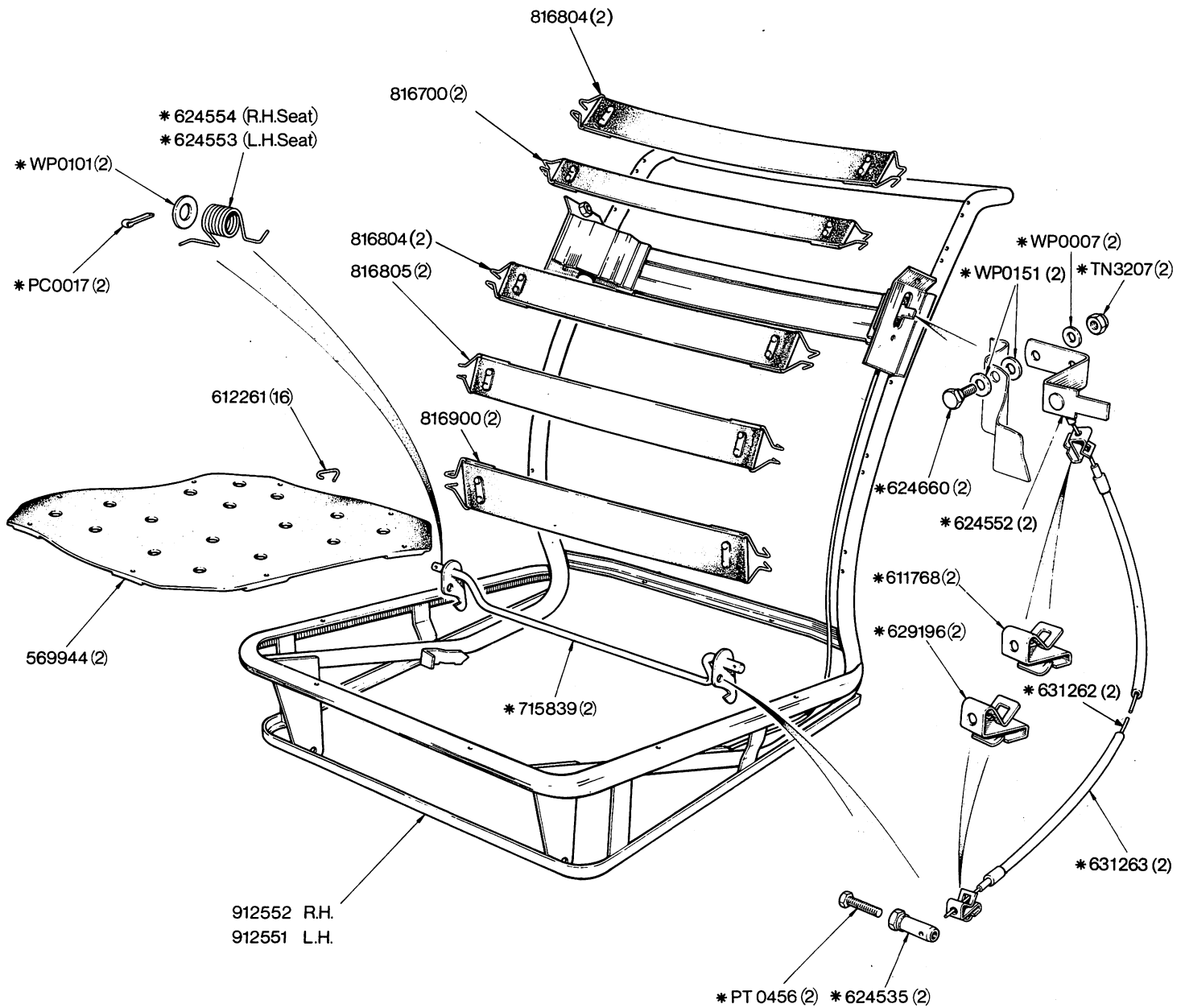
NOTE.
For breakdown details see Plate T43, T44
Items marked thus * are alternative to items marked thus †

TOLEDO (2 DOOR) (1973)

26-04

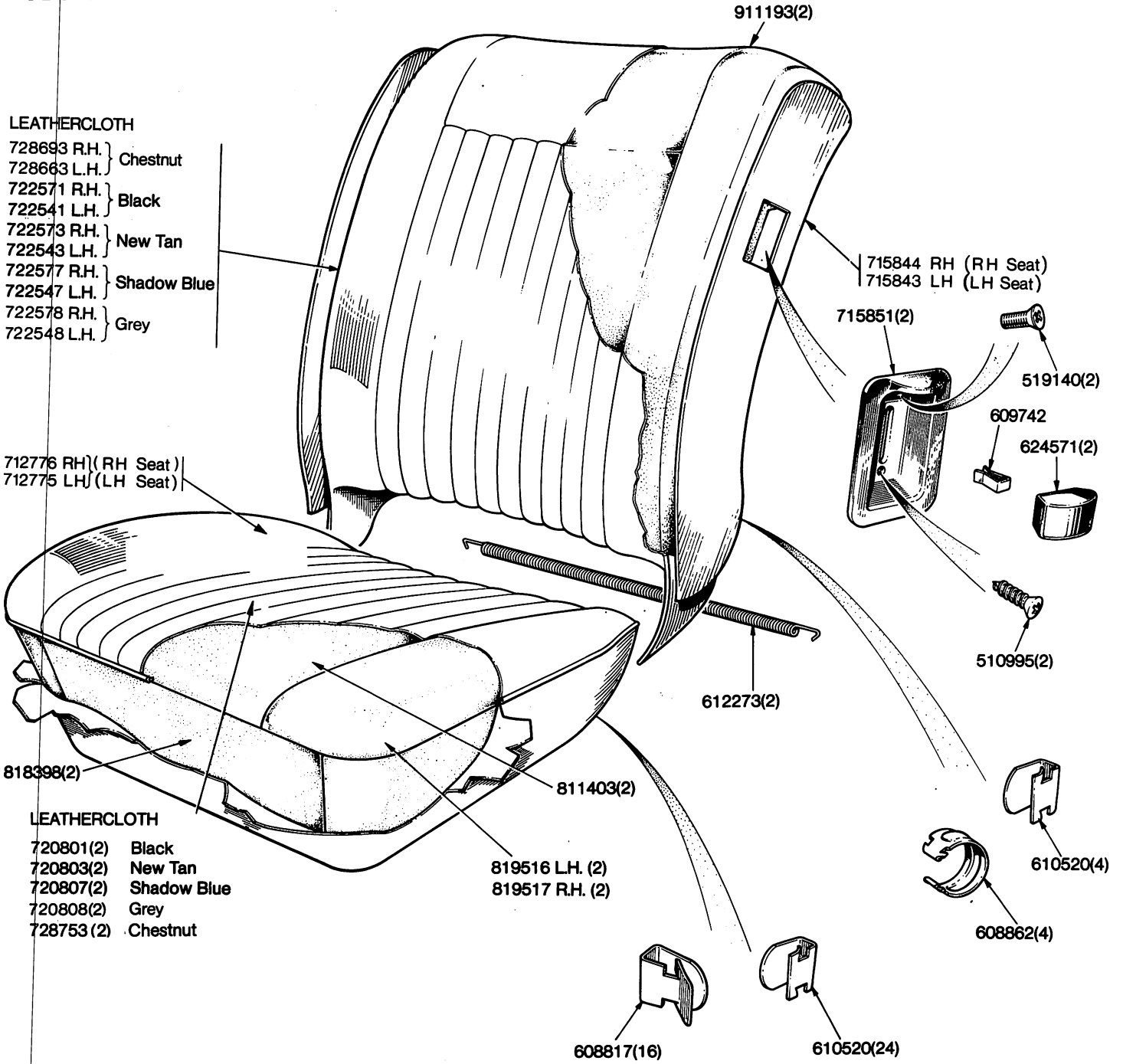
B2841

BODY AND FITTINGS – Seat Frame, Diaphragm and Straps



NOTE
Items marked thus* are part of seat frames 912551 L.H. 912552 R.H.

BODY AND FITTINGS - Front Seat Pads and Covers

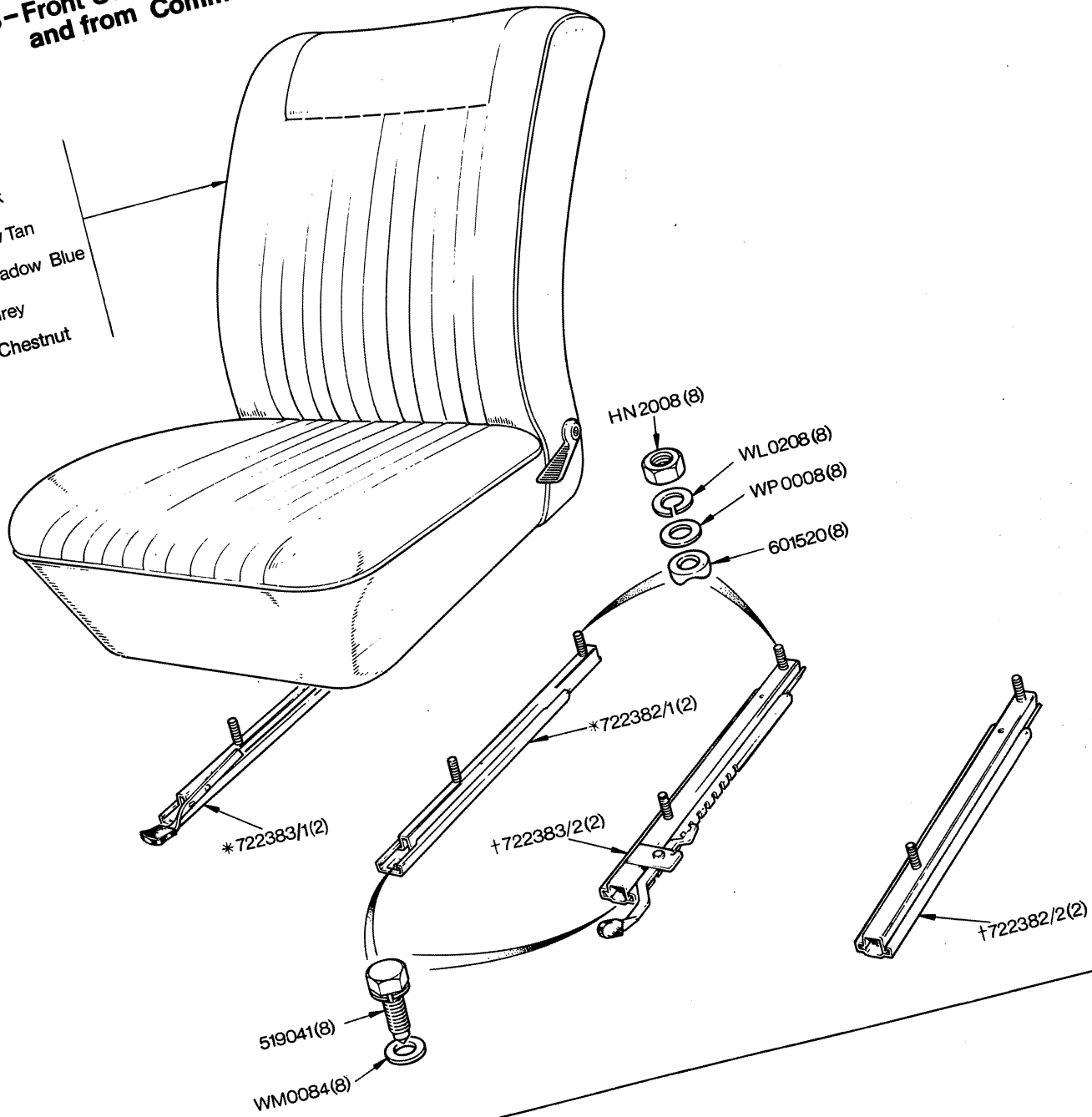


NOTE

TOLEDO (2 DOOR)(1973) 26-06 B2843

BODY AND FITTINGS—Front Seat Assembly and Seat Slides (Fitted on all Twin Carb. Vehicles and future on 4 Door Vehicles as a special order)
and from Commission No.

- Leathercloth
- 916181 R.H. Black
- 916171 L.H.
- 916183 R.H. New Tan
- 916173 L.H.
- 916187 R.H. Shadow Blue
- 916177 L.H.
- 916188 R.H. Grey
- 916178 L.H.
- 923263 R.H. Chestnut
- 923253 L.H.



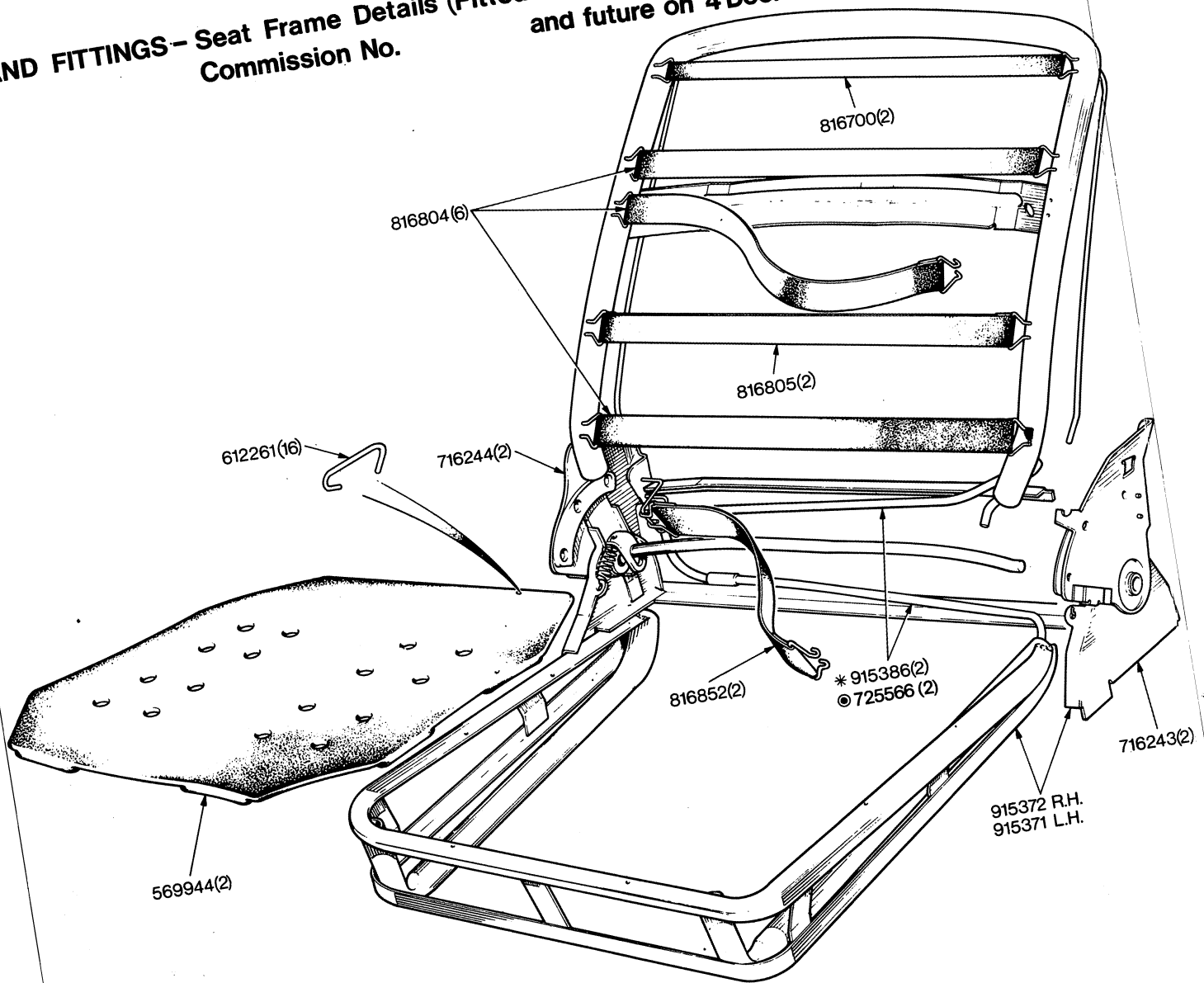
NOTE.
 For Seat breakdown details see Plates T46, T47
 * Alternative to items marked † in sets only

B2844/3

26-07

TOLEDO TWIN CARB 4 DOOR (1973)

**BODY AND FITTINGS-- Seat Frame Details (Fitted on all Twin Carb Vehicles and from
and future on 4 Door Vehicles as a special order
Commission No.**



NOTE

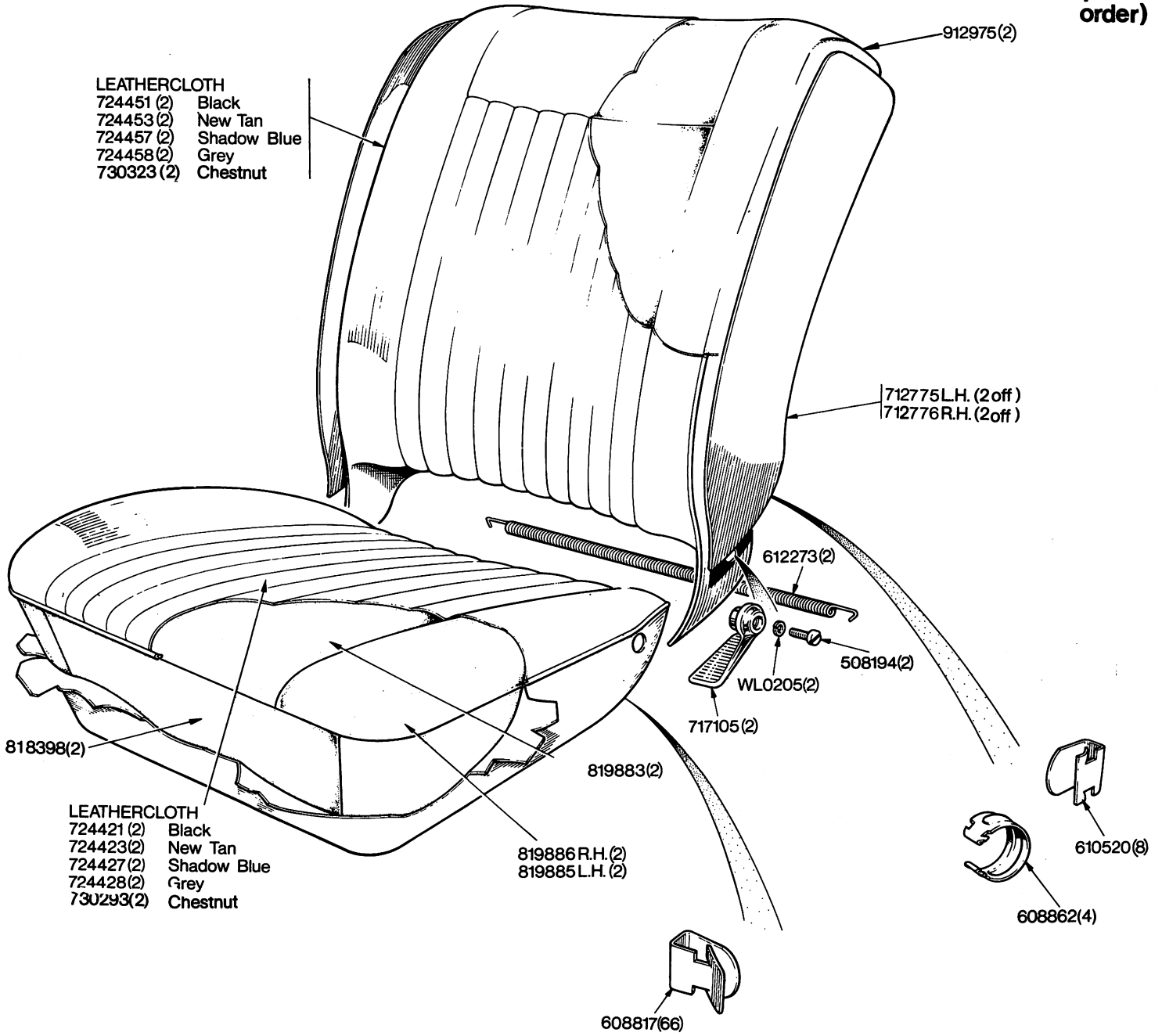
* Alternative fitment to ©

TOLEDO 4 DOOR TWIN CARB. (1973)

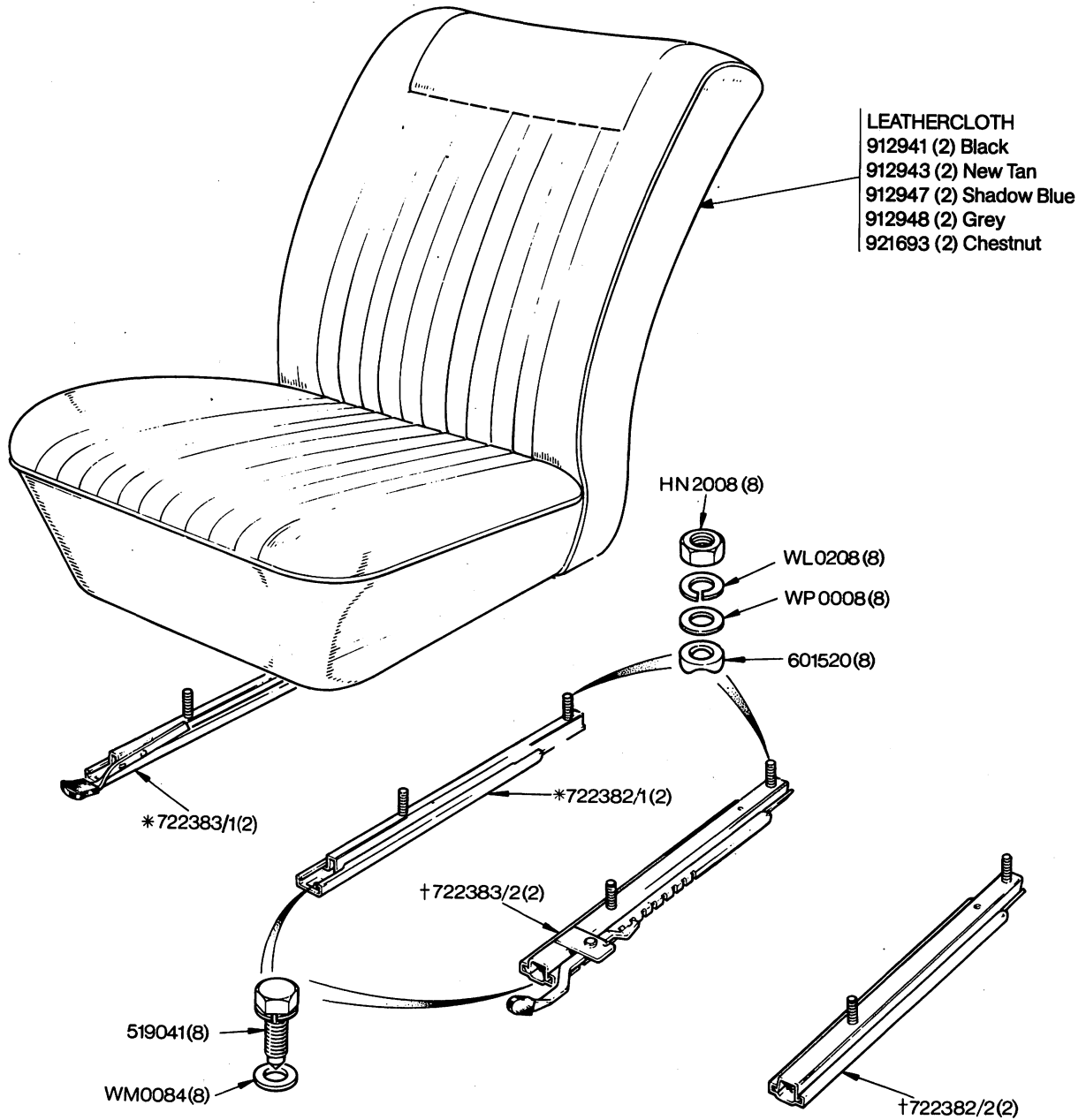
26-08

B2845/3

BODY AND FITTINGS – Front Seat Pads and Covers (Fitted on all Twin Carb. Vehicles and from Commission No. and future on 4 Door Vehicles as a special order)

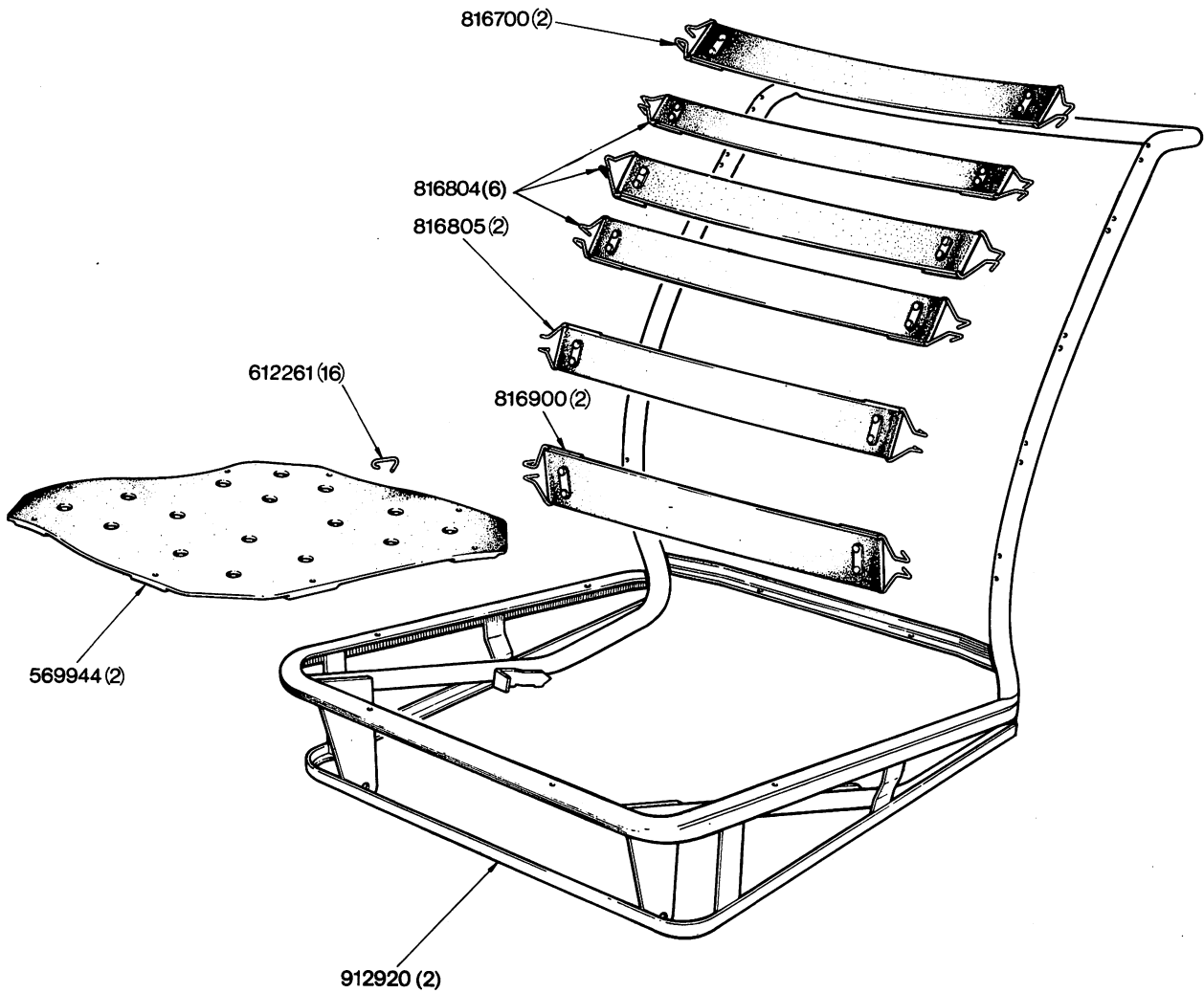


BODY AND FITTINGS - Front Seat Assembly and Seat Slides (Fitted up to Commission No. only see Plates T45 to T47 for future details)

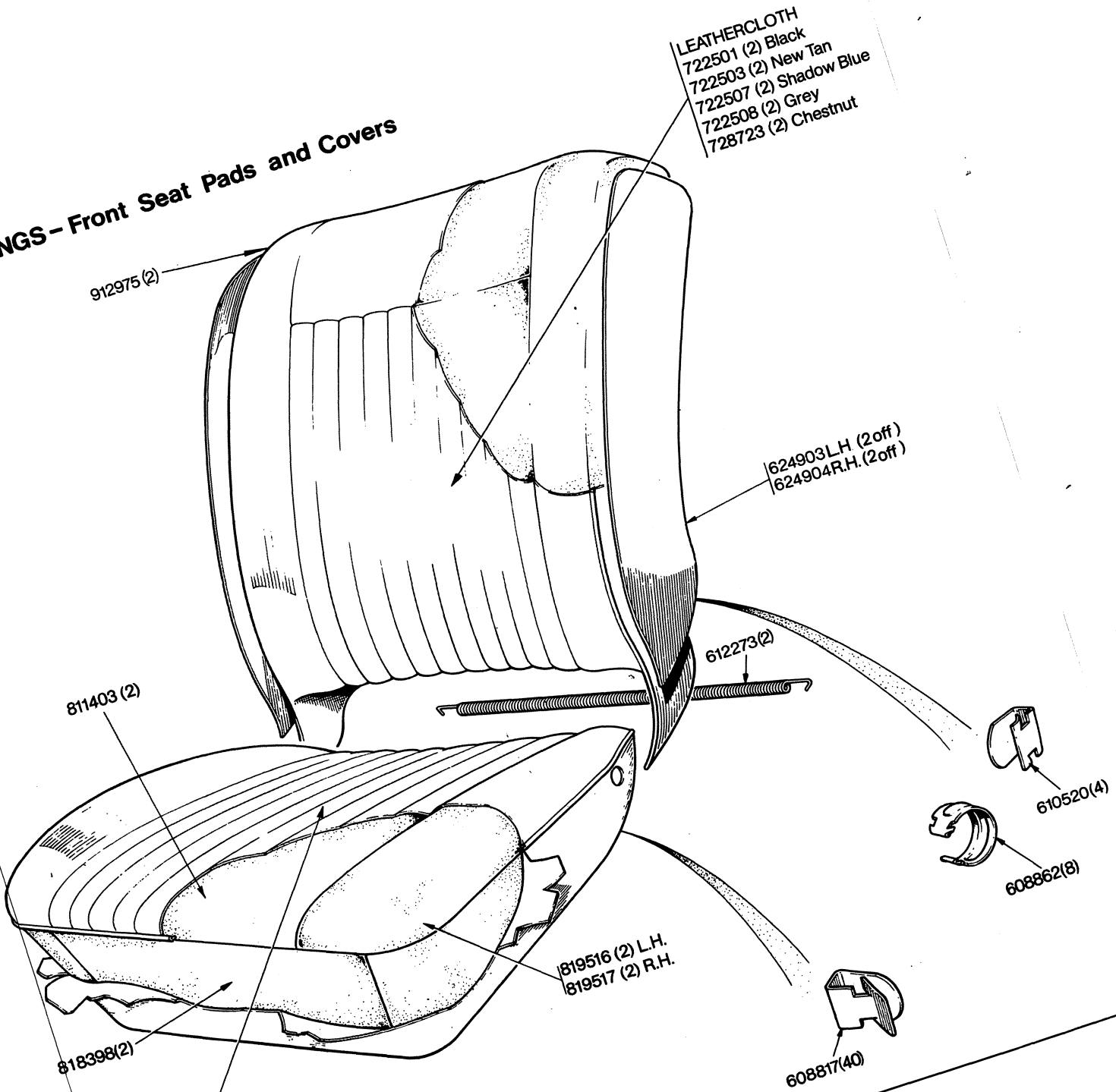


NOTE.
 For Seat breakdown details see Plates T49, T50
 * Chapman type } Alternative in sets only
 † Cox type

BODY AND FITTINGS – Seat Frame, Diaphragm and Straps (Fitted up to Commission No. only – see Plate T45 to T47 for future details)



BODY AND FITTINGS - Front Seat Pads and Covers

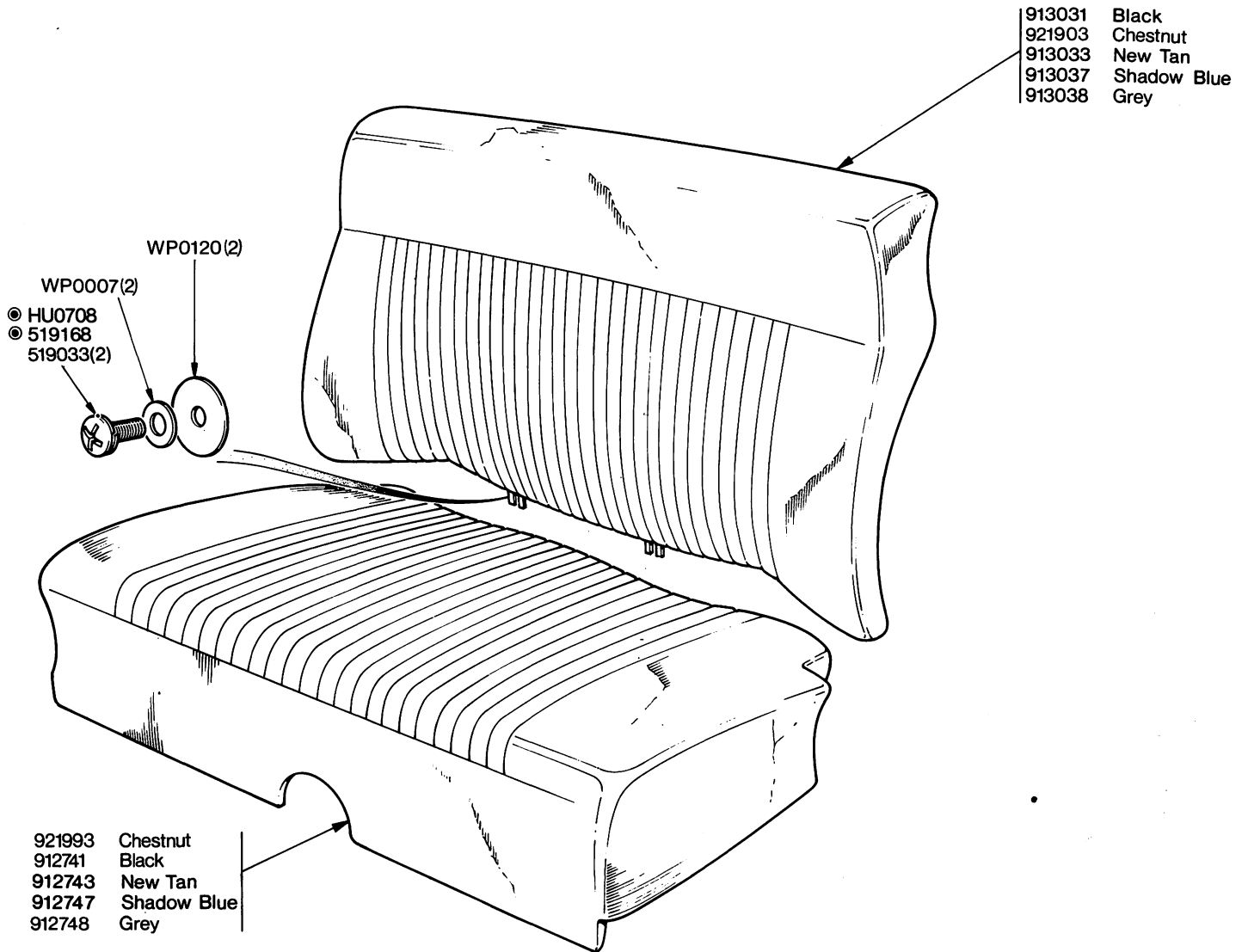


B2849/2

26-12

TOLEDO 4 Door Single Carb (1973)

BODY AND FITTINGS-Rear Seat Squab and Cushion Assembly



NOTE.
For Cushion and Squab details see Plate T 52

© Denmark only

BODY AND FITTINGS—Rear Seat Squab and Cushion Covers

- 720831 Black
- 728943 Chestnut
- 720833 New Tan
- 720837 Shadow Blue
- 720838 Grey

561785(75)

819031

909345

819059

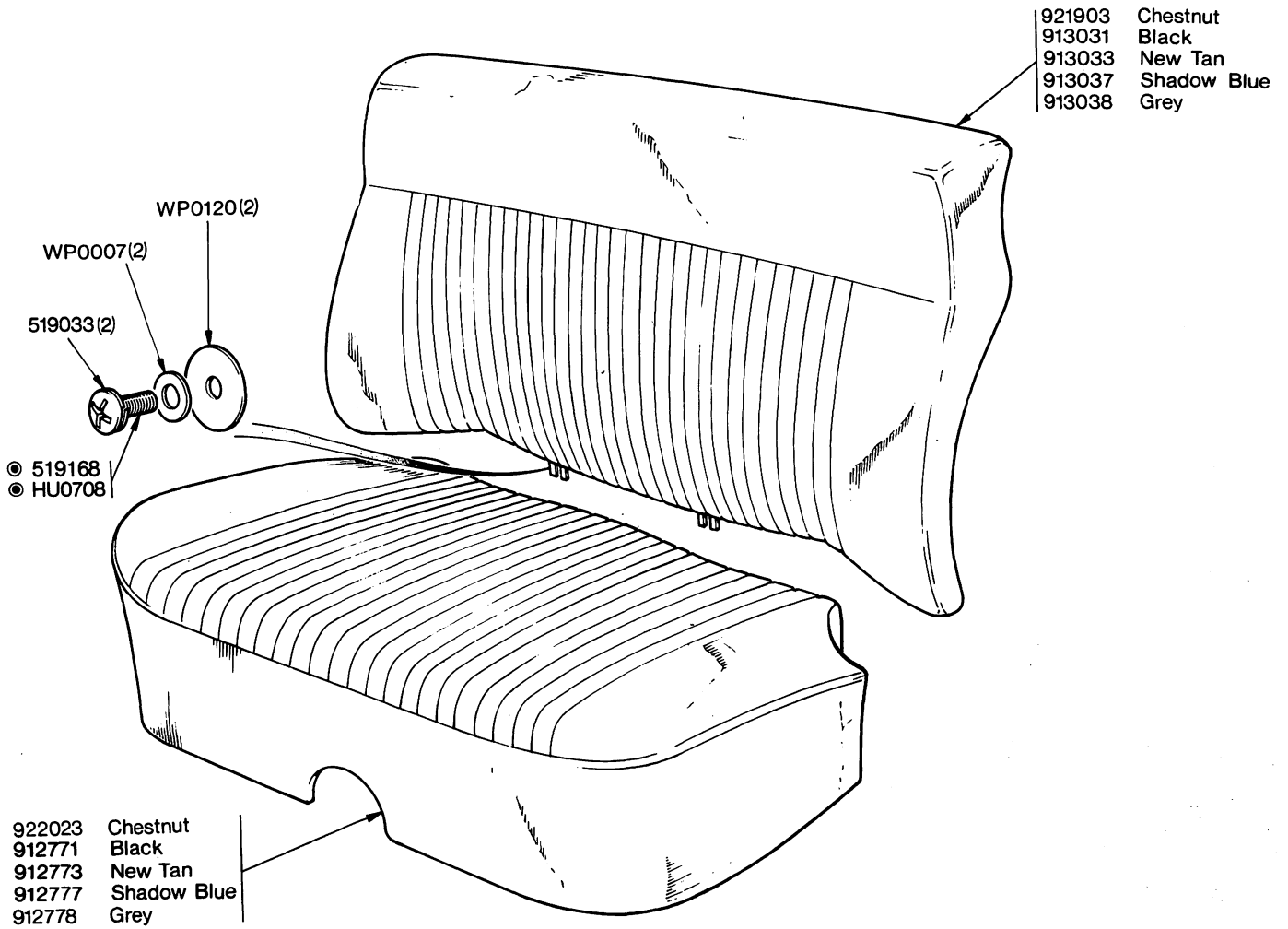
561785(80)

- 720861 Black
- 729033 Chestnut
- 720863 New Tan
- 720867 Shadow Blue
- 720868 Grey

819060

917856
909190
917152 } Alternatives

BODY AND FITTINGS-Rear Seat Squab and Cushion Assembly

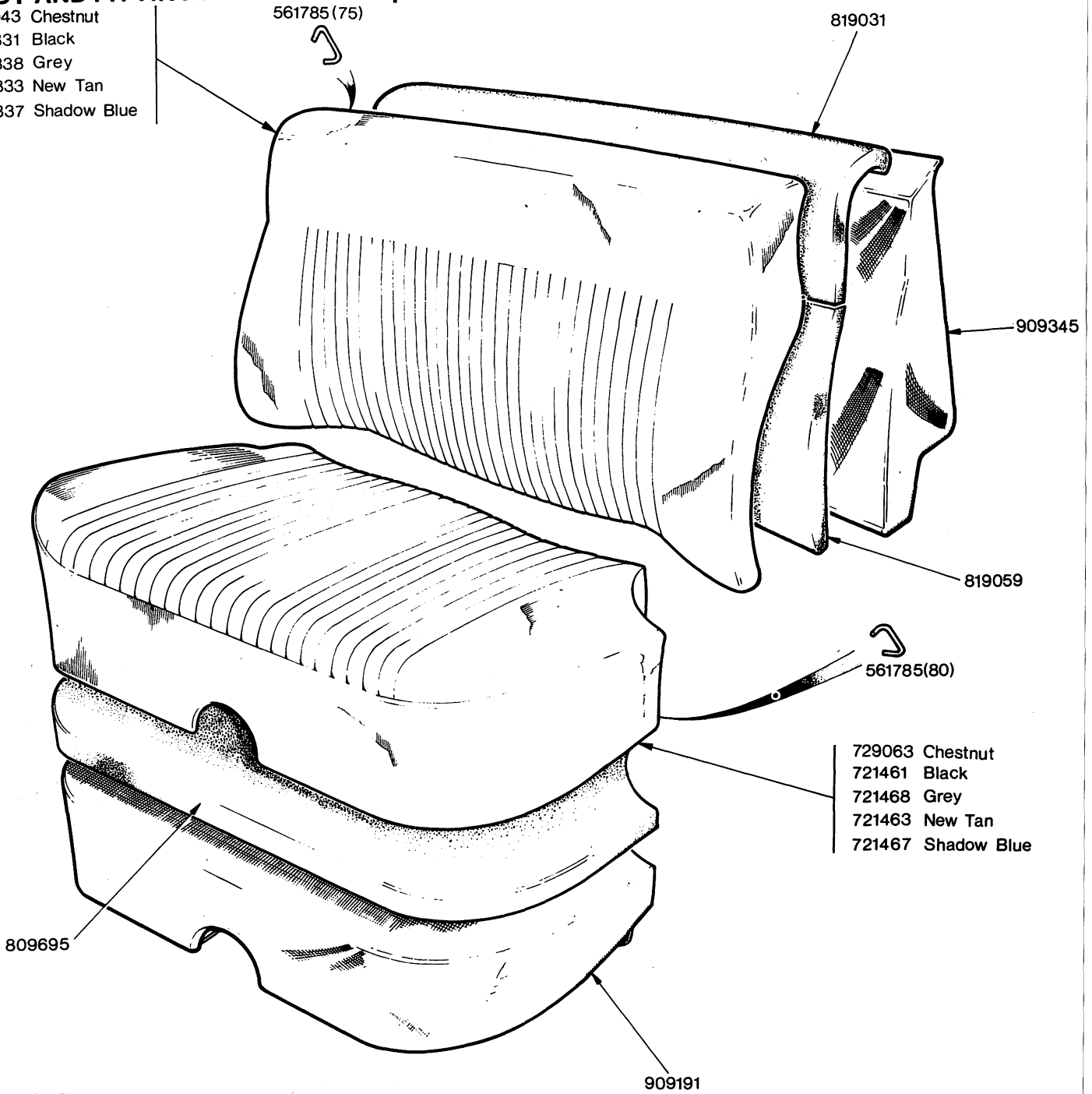


NOTE.
 For Cushion and Squab details see Plate T 54.

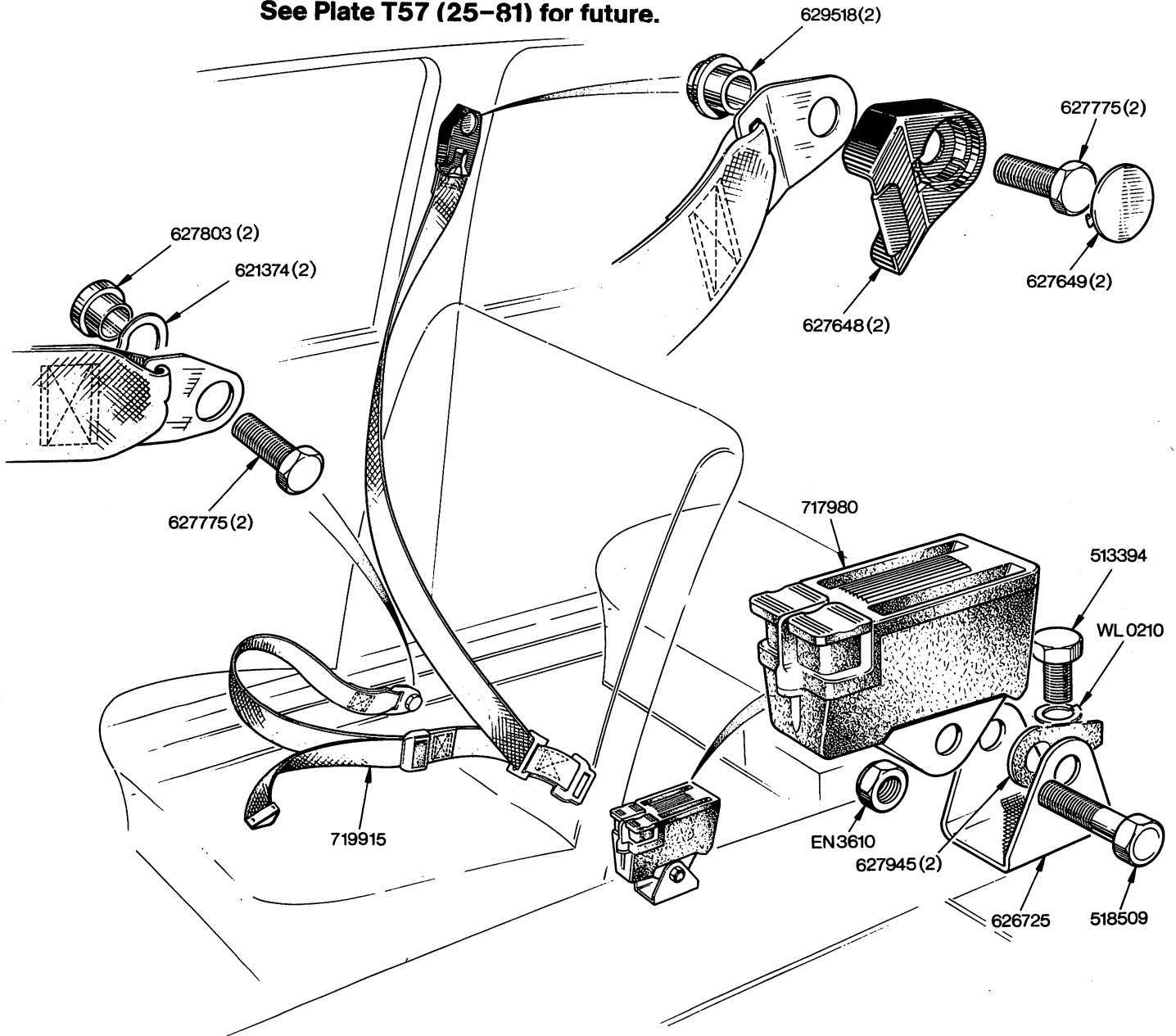
© Denmark only

BODY AND FITTINGS - Rear Seat Squab and Cushion Covers

- 728943 Chestnut
- 720831 Black
- 720838 Grey
- 720833 New Tan
- 720837 Shadow Blue



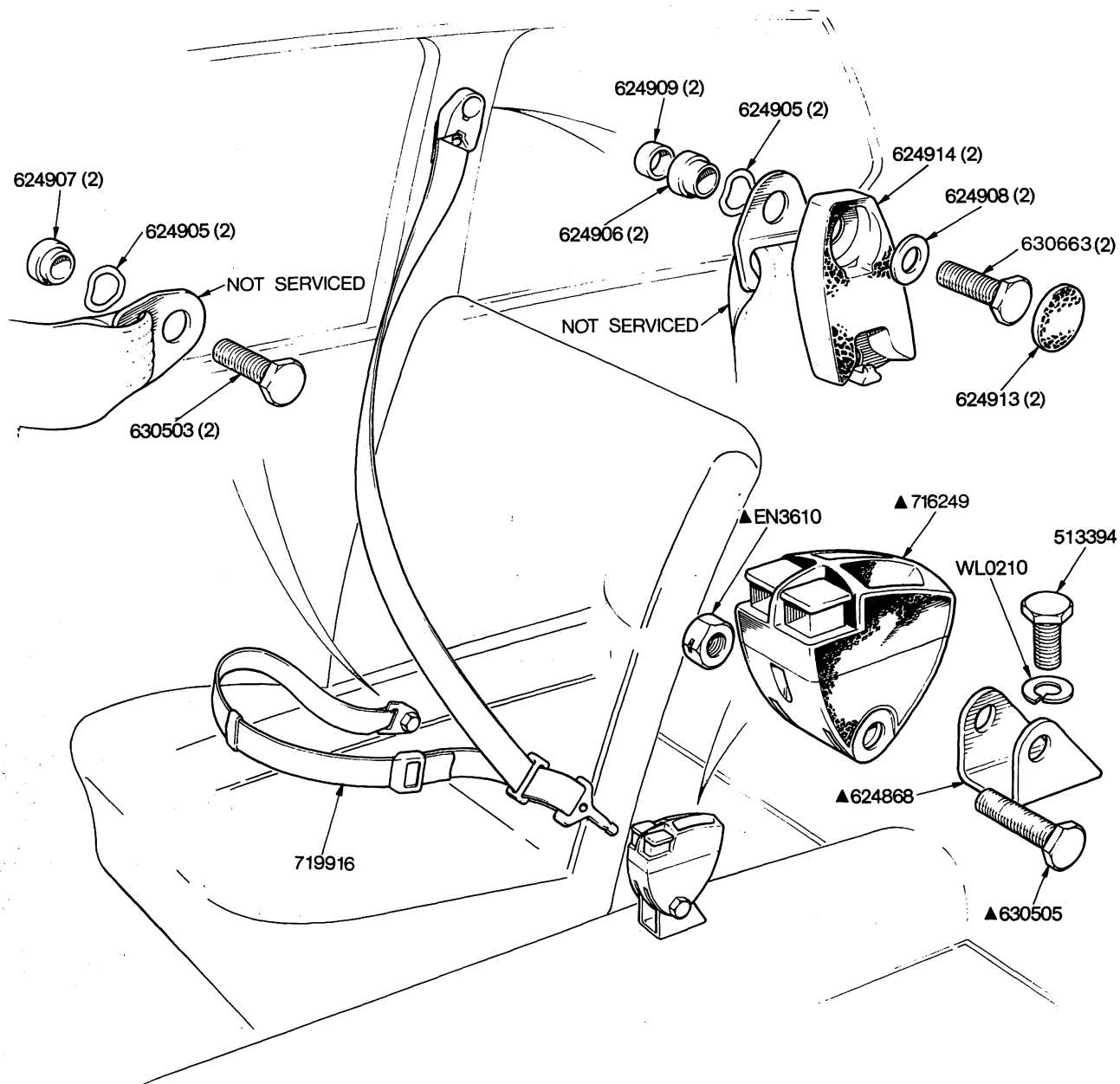
**BODY AND FITTINGS- Safety Harness (Britax) Fitted up to Commission No.
See Plate T57 (25-81) for future.**



NOTE.

719914 Safety Harness Kit. (Britax) Comprising all details on this Plate
(See Plate NoT56 for alternative Kangol fitment)

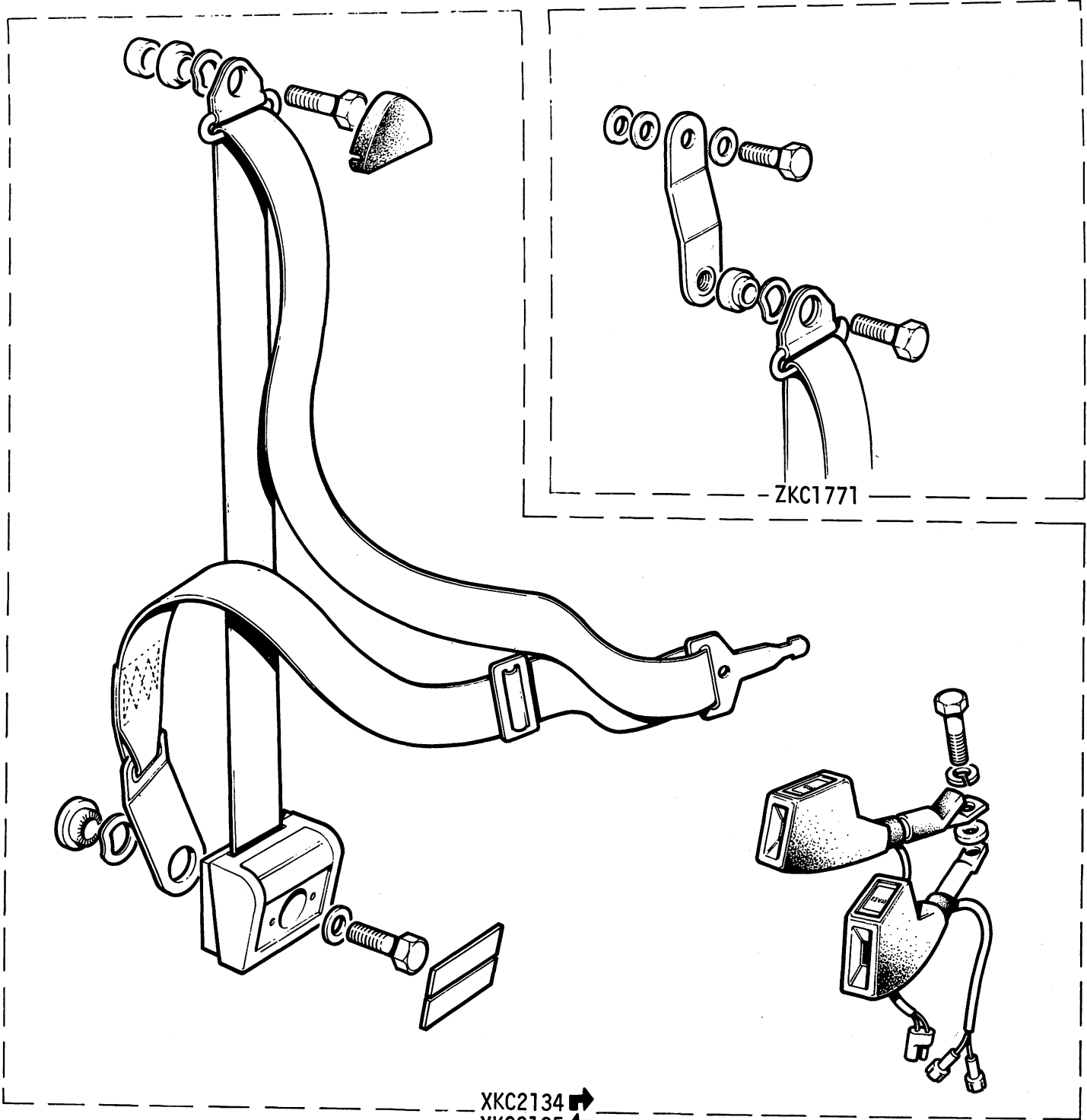
BODY AND FITTINGS – Safety Harness (Kangol) Up to Commission No.



NOTE

- 719914 Safety Harness Kit (Kangol) comprising all items above
See Plate No. T.55 for alternative Britax fitment
- 577216 Tunnel Buckle Bracket sub Assembly
Comprising items marked thus ▲

BODY AND FITTINGS - Front Seat Safety Harness (Kangol Reel Type)



ZKC1771

XKC2134 →
XKC2135 ←

Fitted from Commission No.



TOLEDO (1973)

26-24

B5151

MISCELLANEOUS BODY FITTINGS

PART NO	DESCRIPTION	NO PER UNIT	REMARKS
BLANKING PLUG DETAILS			
609185	Blanking plug-choke control surplus holes in dash	2	
609185	Blanking plug-wiper/washer dash holes	3	
630065	Sealing plug-redundant battery earth weld nut on R.H. side engine bay valance	1	
630065	Sealing plug-redundant weld nut on L.H. turret of R.H.S. vehicles and R.H. turret of L.H.S. vehicles	1	
CD22869	Sealing plug-redundant battery fixing rod-holes on R.H. side engine bay valance	2	
630066	Sealing plug-redundant radiator overflow bottle fixing on L.H. side engine bay valance	2	
607330	Sealing plug-overflow bottle pipe plunged hole on L.H. side engine bay valance	1	
600399	Blanking plug-access holes to shearhead bolts on STG column clamp in parcel tray	2	
625944	Sealing plate-(paint drainage) main floor	2	
625944	Sealing plate-(paint drainage) luggage floor	1	
600400	Plug - (Paint drainage)	1 1/2" - main floor	2
600399		1" - main floor	6
609189		7/8" - main floor	2
609185		1/2" - main floor	5
600399		1" - rear seat pan	4
617081		7/6" - rear seat pan	6
609191		1 1/32" - rear seat pan	2
609185		1/2" - dash front (passengers side)	4
CD22869		Inner sill	3
609185		1/2"-inner sill (bottom)	12
617081	7/16" - inner sill (body handling nuts)	4	
609184	bottom of 'A' post	2	
600400	Blanking plug-redundant hole in boot floor	1	
603556	Rubber plug-redundant prop shaft guard strap attachment holes	4	
156805	Approval plate (2 and 4 door)	1	Up to body No. only From body No. onwards
UKC0734	Approval label (2 door) only	1	
UKC0735	Approval label (4 door) only	1	
520923	Continental touring kit	1	
519510	Fan belt and hose kit	1	
217674	Tow bar kit	1	

ACCESSORIES

- Aerosol
- GAP153 White
 - GAP161 Sienna Brown
 - GAP277 Pimento
 - GAP278 Sapphire Blue
 - GAP281 Emerald Green
 - GAP282 Mallard
 - GAP301 French Blue
 - GAP302 Carmine
 - GAP303 Magenta
 - GAP276 Saffron
 - GA0304 Mimosa
 - GAP376 Maple
 - GAP378 B.R.G. 1975
 - GAP379 Delft
 - GAP383 Java
 - GAP382 Topaz

- Touch-up-Paint ¼ pint
- GTU153 White
 - GTU161 Sienna Brown
 - GTU277 Pimento
 - GTU278 Sapphire Blue
 - GTU281 Emerald Green
 - GTU282 Mallard
 - GTU301 French Blue
 - GTU302 Carmine
 - GTU303 Magenta
 - GTU276 Saffron
 - GTU304 Mimosa
 - GTU376 Maple
 - GTU378 B.R.G. 1975
 - GTU379 Delft
 - GTU383 Java
 - GTU382 Topaz



MISCELLANEOUS BODY FITTINGS

PART NO:	DESCRIPTION	NO PER UNIT	REMARKS
LOCKSET DETAILS			
ZKC0274	Lockset R.H.S. }	1	C.E. Marshall type
ZKC0275	Lockset L.H.S. }	1	
823213	Lockset R.H.S. }	1	Wilmot Breedon type
823214	Lockset L.H.S. }	1	
617408	Lockset (Comprising trunk lid and glovebox lid locks)	1	

PART NUMBER	DESCRIPTION	REF. NO.
32307	FELT WASHER DIPSTICK	24 04
33214	ANCHOR PIN	24 08
35960	CAMSHAFT CHAINWHEEL	24 08
36234	FILLER PIECE	24 04
36411	LOCKING PLATE	24 08
37948	SHIM	24 53
42425	TIMING CHAIN TENSIONER	24 08
43752	ANCHOR PLATE	24 08
56305	SCREW	24 50
57110	LOCK NUT	24 21
57462	BAND COVER	25 29
58258	CLAMP	24 25
58913	BATTERY SCREW	25 44
58923	VALVE GUIDE	24 06
59426	OPEN-ENDED SPANNER	25 22
59427	COMBINATION TOOL	25 22
59492	BULB	25 18
60070	BEARING CAP BUSH	24 74
60176	NUT TUBING	24 36
60274	SPRING TLRN	24 81
61917	GROMMET	24 34
70391	SUNDRY PARTS SET	25 29
79075	NUT	25 39
100148	CLIP	24 36
100498	NUT	24 11
100500	SET SCREW	24 08
100501	SCREW	24 04
101022	SETSCREW	24 04
101089	TUBE SPANNER	25 22
101302	TUBING NLT	24 11
101343	ADAPTOR	24 11
101962	STUD	24 04
102488	GASKET AIR CLEANER	24 15
102729	TUBING SLEEVE	24 36
103222	PLUG DRAIN	25 17
104420	BUSH	24 54
104433	BEARING	24 53
104438	WASHER	24 54
104445	SPRING	24 53
104449	CORE PLUG	24 52
104549	SHIM	25 29
104554	BOLT	24 74
104581	KEY	24 70
104582	OIL CATCHER	24 70
104737	PAWL HANDBRAKE	25 08
104740	SPRING PAWL RELEASE	25 08
104749	FORK END	25 08
104750	PIN JOINT	25 08
104773	OIL SEAL HOUSING	24 70
104859	LOCATING SCREW	24 21
104860	DRIVING GEAR	24 08
104861	PUMP DRIVE SHAFT	24 08
104862	DIST AND OIL PUMP DRIVE ASSEMBLY	24 08
104939	JOINT WASHER	24 08
104963	CORE PLUG	24 10
104964	OIL PUMP BODY	24 10

PART NUMBER	DESCRIPTION	REF.NO.
105114	CAMSHAFT LOCATING PLATE	24 08
105115	KEY	24 07
105118	VALVE SPRING COLLAR LOWER	24 06
105120	ROCKER SPRING	24 06
105121	STUD	24 04
105123	STUD	24 06
105124	STUD	24 06
105125	STUD	24 06
105131	TIMING CHAIN	24 08
105143	CONSTANT PINION SHAFT BUSH	24 07
105321	JOINT WASHER	24 05
105322	ROCKER SPRING	24 06
105561	PACKING	25 29
105689	SPRING SHOE RETURN ADJUSTER END	25 10
105745	STUD	24 25
106084	SPRING	24 48
106088	RETAINER SPRING	25 01
106090	WASHER SPRING	25 01
106092	CIRCLIP	25 01
106094	CAP FILLER	25 01
106095	GASKET FILLER CAP	25 01
106156	SPRING PLUNGER	25 01
106157	STEM VALVE	25 01
106158	SEAL VALVE	25 01
106254	REVERSE OPERATING LEVER ASSY	24 54
106268	SELECTOR FORK THIRD & TOP	24 52
106269	JOINT WASHER	24 52
106270	THRUST WASHER	24 54
106365	OIL THROWER	24 54
106388	SPRING	24 53
106437	JOINT WASHER	24 50
106448	FULCRUM REVERSE OPERATING LEVER	24 54
106477	SCREW	24 54
106478	INTERLOCK PIN	24 52
106481	SELECTOR PLUNGER	24 52
106489	PLUNGER SPRING	24 52
106663	SPLIT CONE	24 06
107099	PLUG	24 52
107176	GLAND SEAL	25 02
107246	PLUG	24 04
107401	DOWEL	24 06
108021	SELECTOR SHAFT THIRD AND TOP	24 52
108114	BLANKING PLUG	24 52
108301	PISTON	24 14
108302	SCREW	24 14
108325	NUT	24 36
108334	HINGE PIN	24 14
108341	SPRING	24 14
108349	SCREW	24 14
108350	BOLT	24 14
108351	WASHER	24 14
108355	SPRING	24 14
108362	NUT	24 14
108757	OIL SEAL	24 50
108976	BOLT	24 78
108977	BUSH RUBBER	24 78

PART NUMBER	DESCRIPTION	REF. NO.
109023	ROCKER NC 1	24 06
109024	ROCKER NC 2	24 06
109182	PUSH ROD	24 51
109495	ADJUSTING PIN	24 06
110376	LOCATING PIN	24 74
110461	STRIP CONDUCTOR	24 78
110679	WASHER	24 14
110748	NUT	24 06
110960	PLATE FLEXIBLE JOINT	24 78
111163	SPACER VALVE	25 01
111422	THRUST WASHER	24 53
111423	BUSH THIRD SPEED GEAR	24 53
111870	VALVE SPRING COLLAR	24 21
112394	CIRCLIP	24 53
112429	STUD	24 68
112509	THRUST PLUG	24 51
112516	PUSH ROD PIN	24 51
112635	NUT	24 74
112654	SNAP RING	24 74
112907	STUD	24 04
113071	SPINDLE	24 54
113087	ROAD WHEEL NUT	24 77
113229	THRUST WASHER	24 54
113868	SELECTOR FORK FIRST & SECOND	24 50
114178	GROMMET	24 34
114749	JOINT WASHER	24 48
114774	SCREWED PLUG	24 05
115706	RUBBER BOOT	25 44
116516	CORE PLUG	24 04
117400	SLEEVE CONNECTING	25 59
117510	OIL SEAL	24 50
118040	GEAR LEVER	24 55
118053	OIL SEAL	24 55
118054	SCREW	24 55
118632	DRY SEAL PLUG	24 04
118977	LOCK WASHER	24 74
119096	THRUST BEARING	24 50
119099	'O' RING	24 50
119100	SPEED DRIVEN GEAR	24 50
119251	SPRING	24 55
119252	SPRING	24 55
119263	CIRCLIP	24 55
119389	CHAINWHEEL	24 06
119390	OIL DEFLECTOR	24 06
119450	BUSH	24 76
119573	DISHED WASHER OUTER	24 55
119758	STUD	24 07
119813	SMALL END BUSH	24 06
119891	RETAINING RING	24 54
119893	NEEDLE ROLLER	24 54
120138	PLATE RETAINING	25 10
120305	JOINT WASHER	24 55
120307	REVERSE PAULK PLATE	24 55
120331	CONNECTOR	24 36
120953	SPRING INNER BALL	24 80
120957	WASHER TAB LOCKING	24 80

PART NUMBER	DESCRIPTION	REF.NO.
121217	STUD	24 04
121234	CABLE RETAINING	25 17
121398	OIL PRESSURE INDICATOR SWITCH	24 04
121530	DISTRIBUTOR PEDESTAL	24 07
121782	UNION DOUBLE-ENDED	25 15
121831	DIPSTICK TUBE	24 04
122324	RUBBER BLSH	24 76
122511	LOWER SOCKET	24 68
122512	UPPER SOCKET	24 68
122515	TOP COVER	24 68
122566	FRONT END COVER	24 51
122569	JOINT WASHER	24 50
122653	SETSCREW	24 52
122669	CLAMP STEERING	24 78
122718	CAP END CUTER TUBE	24 78
122719	WASHER END CAP	24 78
122745	OPEN ENDED SPANNER	25 22
123231	CAP	24 67
125054	BOLT	24 55
125170	HOSE	24 40
125189	FUSE BOX	25 43
125252	WASHER 020 THICK	24 08
125781	SCREW LOCATING	24 78
125782	PLATE LOCATING	24 78
126607	CAP	24 55
126754	DOWEL	24 55
127740	SHAFT GEAR LEVER	24 55
127741	COUPLING	24 55
127883	DOWEL	24 07
128002	BUSH BACK TUBE	24 80
128021	'O' RING PISTON	24 80
128022	LOCKNUT	24 80
128024	HOUSING BALL	24 80
128262	SLEEVE	24 13
128373	DISHED WASHER INNER	24 55
129077	DRAIN PLLG	24 04
129119	PINCH SLEEVE	24 55
129120	OPERATING SHAFT	24 55
129358	BUSH	24 51
129410	FULCRUM PIN	24 51
129412	TOLERANCE RING	24 51
129963	SLEEVE ACAPTOR	24 80
130031	SHIM 002	24 80
130032	SHIM 010	24 80
130415	JOINT WASHER	24 48
130814	INSERT INLET VALVE SEAT	24 06
131535	OIL RELIEF VALVE PISTON RING	24 04
131786	BUSH	24 04
131843	THRUST WASHER	24 53
132098	'O' RING	24 10
132107	OIL RELIEF VALVE PISTON	24 04
132242	INSERT EXHAUST VALVE SEAT	24 06
132439	BOLT	25 09
132495	STUD	24 06
132588	ROD ASSY PAWL RELEASE	25 08
132665	HUB END COVER	24 68

PART NUMBER	DESCRIPTION	REF.NO.
132666	*D* WASHER	24 68
132668	FELT SEAL	24 68
132872	DOWEL BOLT	24 51
133103	PLUG GREASE	24 80
133271	MOUNTING RUBBER	24 43
134065	ROLLER BEARING	24 74
134070	BEARING FINION NOSE	24 74
134072	CROSS PIN	24 74
134073	DIFFERENTIAL GEAR	24 74
134074	PINION DIFFERENTIAL	24 74
134075	THRUST WASHER	24 74
134076	THRUST WASHER	24 74
134174	SOLENOID SWITCH	25 29
134529	STOP LIGHT SWITCH	25 43
134556	WASHER	24 76
134574	RING SEALING	25 17
134575	RING LOCKING	25 17
134773	PIN FULCRUM	25 07
134855	FUEL PIPE	24 36
134861	GROMMET	25 08
134933	DIPSTICK	24 04
136606	BALL PIN	24 68
136611	BUSH PEDAL	24 81
136835	SPRING	24 82
136939	CONNECTOR	25 12
136990	SELECTOR SHAFT PLUNGER REVERSE	24 52
137531	BALANCE WEIGHT 1/2 OZ	24 77
137687	DISTANCE PIECE	24 54
137775	WASHER	24 53
137811	PLUG	24 06
137834	SPLIT COLLAR	24 53
137845	CLAMP	24 11
138092	SPEEDO BEARING ASSEMBLY	24 50
138176	OIL FILLER CAP	24 06
138440	THRUST WASHER	24 74
138441	THRUST WASHER	24 74
138442	THRUST WASHER	24 74
138466	NUT	24 78
138525	BOLT	24 07
138529	BOLT	24 07
138530	HOSE ADAFTOR	24 11
138559	SHIELD WATER	24 78
138626	LOWER RETAINER	24 44
138685	SPHERICAL BUSH	24 55
138701	GASKET	24 09
138702	GASKET	24 09
138791	PUMP GASKET	24 12
138807	CLIP	25 16
138869	GAITER CLIP	24 68
138892	CLIP	24 13
138928	CLUTCH MASTER CYLINDER	25 01
139129	SPRING PLUNGER	24 80
139300	GAITER	24 68
139386	MOUNTING RUBBER	24 80
139563	CLUTCH THROWOUT SLEEVE	24 51
140073	BALANCE WEIGHT 1 OZ	24 77

PART NUMBER	DESCRIPTION	REF. NO.
140074	BALANCE WEIGHT 1 1/2 OZ	24 77
140075	BALANCE WEIGHT 2 OZ	24 77
140076	BALANCE WEIGHT 2 1/2 OZ	24 77
140077	BALANCE WEIGHT 3 OZ	24 77
140413	WASHER WAVED	24 81
140743	BRACKET MOUNTING	25 18
140790	SHIM	24 74
140791	SHIM	24 74
140792	SHIM	24 74
140793	SHIM	24 74
140797	COMPRESSION RING	24 07
140798	COMPRESSION RING	24 07
141242	SEAL OIL	24 74
141642	HOSE BREATHER	25 17
141643	HOSE FILLER PIPE TO TANK	25 17
141675	FLYWHEEL ASSEMBLY	24 07
141833	NUT TUBING	25 17
142002	REAR NUMBER PLATE LAMP	25 18
142087	STRAP BATTERY	25 44
142139	ADAPTOR	24 78
142140	FLEXIBLE JOINT ASSY	24 78
142175	CLIP	25 17
142281	CLIP	25 18
142333	WASHER	24 70
142356	DISHED WASHER	24 70
142539	LEAD NUMBER PLATE LAMP	25 18
142649	LIFTING EYE BRACKET	24 06
142754	BUSH	25 08
142755	PIN FULCRUM	25 08
142777	PLATE ASSEMBLY	24 67
142793	PENNY SPRING	24 68
142794	GAITER RETAINING CLIP	24 67
142795	NUT LOCKING	24 80
142797	WASHER	24 67
142931	SEALING CAP	24 68
143456	OIL SEAL	24 05
143552	VALVE TAPPET	24 06
143623	WASHER SEALING	25 18
143747	LINK THROTTLE	24 82
143752	ANCHOR PLATE	24 08
143800	NUT	25 07
143802	NUT	24 16
143804	NUT	24 43
143820	CAP SCREWED	24 80
143821	SHIM 010 PINION ADJUSTING	24 80
143822	SHIM 004 PINION ADJUSTING	24 80
143823	BUSH PINION LOWER	24 80
143824	PLUNGER	24 80
143825	PLUG PINION END	24 80
143862	LOWER SOCKET 407 /404 THICK	24 67
143863	LOWER SOCKET 403 /400 THICK	24 67
143864	LOWER SOCKET 399 /396 THICK	24 67
143961	COVER END	24 80
143962	SPECIAL WASHER	24 67
144034	WASHER STEEL	24 55
144070	STUD	24 06

PART NUMBER	DESCRIPTION	REF. NO.
144195	THRUST WASHER	24 07
144297	WATER PUMP BODY	24 09
144301	LOWER WISHBONE ASSEMBLY	24 68
144542	PETROL PIPE	25 17
144580	REVERSE IDLER GEAR ASSY	24 54
144595	COUNTERSHAFT	24 54
144648	CORE PLUG	24 06
144686	CORE PLUG	24 04
144687	CORE PLUG	24 04
144688	CORE PLUG	24 04
144782	NEEDLE ROLLER BEARING	24 54
144938	CONNECTOR	25 17
144961	BOLT	24 77
144962	ROCKER SHAFT	24 06
144965	EXHAUST VALVE	24 06
144973	PEDESTAL ROCKER NUMBER ONE	24 06
144974	PEDESTAL ROCKER INTERMEDIATE	24 06
144975	PEDESTAL ROCKER NUMBER FOUR	24 06
145015	EXHAUST VALVE	24 21
145083	SHIM	24 44
145108	PLUG (FITTED IN HOUSING)	24 80
145197	SPRING	24 82
145242	COVER GALGE UNIT	25 17
145243	CLAMP ASSEMBLY	24 48
145275	SHIM 004 THICK	24 07
145276	SHIM 006 THICK	24 07
145328	INLET VALVE	24 06
145631	INLET MANIFOLD	24 25
145918	SHIM	24 74
145919	SHIM	24 74
145920	SHIM	24 74
145921	SHIM	24 74
145922	SHIM	24 74
145923	SHIM	24 74
145924	SHIM	24 74
145925	SHIM	24 74
145926	SHIM	24 74
145927	SHIM	24 74
145928	SHIM	24 74
145929	SHIM	24 74
145930	SHIM	24 74
145931	SHIM	24 74
145932	SHIM	24 74
145933	SPACER	24 74
146176	BOLT	24 49
146240	SELECTOR SHAFT FIRST AND SECOND	24 52
146303	WASHER	24 55
146454	CONNECTING ROD	24 07
146467	FLYWHEEL ASSEMBLY	24 23
146485	GUDGEON PIN	24 07
146487	VALVE SEAT INSERT EXHAUST VALVE	24 21
146488	VALVE SEAT INSERT INLET VALVE	24 21
146914	WASHER	24 15
146974	COTTER PIN	24 68
146987	BEZEL	25 42
147249	THRUST WASHER	24 74

PART NUMBER	DESCRIPTION	REF.NO.
147250	THRUST WASHER	24 74
147251	THRUST WASHER	24 74
147252	THRUST WASHER	24 74
147354	BUSH (3RD SPEED GEAR)	24 53
147394	REVERSE GEAR ACTUATOR	24 52
147482	CONNECTOR	24 25
147483	SPACER	24 16
147631	RETAINING WASHER	24 67
147899	MOUNTING BRACKET	24 16
147990	ALTERNATOR FAN	25 28
148099	SHIM	24 74
148100	SHIM	24 74
148101	SHIM	24 74
148102	SHIM	24 74
148103	SHIM	24 74
148104	SHIM	24 74
148105	SHIM	24 74
148353	CORE PLUG	24 52
148486	SHIM 005 THICK	24 67
148487	SHIM 010 THICK	24 67
148488	SHIM 010 THICK	24 68
148489	SHIM 005 THICK	24 68
148599	ELEMENT SEALING GASKET	24 15
148621	CLIP	25 32
148726	BRACKET HANDBRAKE MNTG	25 08
148805	THRUST WASHER 041 THICK	24 74
148830	DUAL BRAKE WARNING LIGHT	25 42
148876	VOLTAGE STABILIZER	25 42
149081	BIG END BEARING	24 07
149082	MAIN BEARING	24 07
149140	GEARBOX CASE	24 50
149265	THROTTLE DISC	24 37
149328	HOSE NON-RETURN VALVE	25 06
149337	VACUUM HOSE BRAKE SERVO	25 13
149348	CHOKE CONTROL BRACKET	24 06
149699	HOSE	24 25
149700	HOSE	24 25
149827	BUSH LOWER LINK REAR	24 76
149849	BUSH UPPER LINK	24 76
149934	FRONT ENGINE MOUNTING RUBBER	24 43
149963	THRUST WASHER	24 53
149971	SWITCH ACTUATOR	25 14
150022	SEALING GASKET	24 04
150056	COMPENSATOR	25 08
150164	H T LEAD	25 24
150328	SYNCHRO CUP	24 53
150548	IGNITION LEAD	25 24
150640	CONNECTOR BLOCK	25 45
150681	PLATE ASSEMBLY	24 43
150815	CLIP	24 78
150843	TEMPERATURE TRANSMITTER	24 09
150881	PAD RUBBER	24 81
150923	BOOT HANDBRAKE LEVER	25 08
150930	CLIP	25 17
150988	LINK CABLE	25 08
150993	CLAMP PLATE	25 08

PART NUMBER	DESCRIPTION	REF. NO.
151084	PIN BALL	24 80
151085	INNER BALL JOINT	24 80
151103	SUCTION PIPE	24 13
151134	SEALING BLOCK	24 04
151179	BRACKET PEDAL MNTG	24 81
151191	SHIM DAMPING L H	25 09
151192	SHIM DAMPING R H	25 09
151491	BRACKET EXHAUST PIPE	25 18
151632	RETAINER UPPER	24 44
151784	CLIP	24 48
151789	BRACKET	24 78
151798	TUBE DISTANCE	24 81
152016	GRIP HANDBRAKE LEVER	25 08
152091	PAD	24 84
152130	TUBE DISTANCE	24 78
152306	TUBE DISTANCE	24 81
152307	SPRING PEDAL RETURN	24 81
152308	BUSH	24 76
152513	LOWER STEERING COLUMN	24 78
152516	UPPER STEERING COLUMN	24 78
152581	WASHER	24 76
152583	UPPER LINK AND BUSH	24 76
152588	RUBBER BLSH	24 68
152597	BOLT	24 78
152647	FLAT WASHER	24 68
152767	RUBBER	24 76
152797	HAND LEVER	24 55
152827	BEARING (UPPER)	24 78
152962	HANDBRAKE ASSEMBLY	25 08
153041	CLIP	24 81
153067	ACCELERATOR PEDAL R H S	24 81
153091	ACCELERATOR PEDAL L H S	24 81
153098	RUBBER BLSH	24 68
153106	PLATE R F	24 77
153108	PLATE L F	24 77
153138	CONNECTOR	24 36
153140	CONNECTOR	25 17
153184	BUSH	24 45
153245	P B C GREASE	25 22
153300	HOSE	24 40
153317	P B C GREASE	25 22
153437	RUBBER BLSH	24 67
153516	SHIM 004	24 80
153517	SCREW	25 32
153662	ELBOW	24 34
153675	PIN	24 81
153677	FLANGE	24 74
153747	INSULATOR	24 67
153780	LINK ASSEMBLY	24 81
153785	RELAY LEVER	24 81
153787	BRACKET	24 81
153796	STUD	24 11
153815	CARBURETTOR GASKET	24 13
153824	MOUNTING BRACKET	24 44
153868	BEARING LOWER	24 78
153887	NUT (CHOKE CABLE)	24 81

PART NUMBER	DESCRIPTION	REF. NO.
153902	SPRING RETURN	24 81
153957	CLIP	24 82
154034	THROTTLE LEVER	24 14
154117	BELLCRANK	24 82
154118	CUP	24 76
154220	HOSE	24 40
154227	HOSE HEATER INLET	25 78
154228	HOSE HEATER RETURN	24 77
154238	GEAR LEVER KNOB	24 55
154280	CONNECTOR	24 13
154334	ALTERNATOR PULLEY	25 28
154360	BOLT	24 81
154400	BRACKET RETURN SPRING	24 81
154442	PLASTIC COVER	25 32
154479	GEAR 2ND SPEED	24 53
154519	SPEEDO CABLE OUTER	25 42
154519	SPEEDO CABLE INNER	25 42
154577	HAZARD WARNING UNIT	25 32
154592	CLEVIS ASSEMBLY	24 81
154594	PIN CLEVIS	24 81
154596	HORN BRACKET	25 32
154625	PLATE LOCATING	24 80
154626	HOSE	25 20
154653	CLIP	25 45
154668	WIPER ARM R H S	25 33
154669	WIPER ARM L H S	25 33
154670	WIPER BLADE	25 33
154821	FIRST SPEED GEAR	24 53
154829	COUNTERSHAFT CLUSTER GEAR	24 54
154831	LINK RETURN SPRING	24 81
154850	R H HOSE BRACKET	24 67
154851	L H HOSE BRACKET	24 67
154921	SHIM 0092 /0095 THICK	24 74
154925	SHIM 015 /021 THICK	24 74
154930	DAMPER MOUNTING PLATE	24 67
154934	ADAPTOR	24 11
154935	HOSE	24 11
154945	SELECTOR SHAFT REVERSE	24 52
154955	MASTER LIGHT SWITCH	25 42
154985	GEAR LEVER KNOB	24 55
155058	SPRING	25 08
155071	ACTUATOR PRESSURE	25 14
155105	ACCELERATOR CABLE L H S	24 81
155106	ACCELERATOR CABLE R H S	24 81
155125	SPACER	24 07
155126	CHROME RAIL	24 07
155148	ADAPTOR	24 34
155161	LOW NOTE HORN	25 32
155167	PISTON ASSEMBLY	24 23
155169	PISTON ASSEMBLY	24 23
155234	UPPER BALL PIN	24 67
155266	UPPER SOCKET	24 67
155297	LOWER FULCRUM	24 68
155357	CRANKSHAFT NUT	24 07
155370	STRAINER AND SUCTION PIPE	24 10
155371	NUT	24 10

0
1

PART NUMBER	DESCRIPTION	REF. NO.
155374	COVER AND STRAINER ASSEMBLY	24 10
155496	WINDSCREEN WIPER SWITCH	25 42
155508	ADAPTOR TUBE	24 11
155548	OUTER BALL JOINT ASSEMBLY	24 76
155560	WASHER	24 79
155563	LEAD REVERSE LIGHT	25 44
155569	DRIVEN PLATE	24 49
155603	PLATE LOCATING	24 80
155660	DRAIN PLUG	24 50
155695	OIL SEAL	24 08
155708	OVERFLOW TANK	25 20
155755	MAINSHAFT FLANGE	24 53
155756	WASHER	24 53
155793	UPPER MOUNTING RUBBER	24 44
155794	MOUNTING RUBBER	24 44
155795	REAR HUB	24 70
155799	BUSH	24 55
155800	SPACER	24 55
155801	WASHER NYLON	24 55
155805	WASHER 119 /121	24 53
155806	WASHER 122 /124	24 53
155807	WASHER 125 /127	24 53
155808	WASHER 128 /130	24 53
155907	PISTON ASSEMBLY GRADED. F AND G	24 07
155954	SLAVE CYLINDER	24 48
155956	CLUTCH PIPE	25 12
155959	SUPPORT BRACKET	24 13
155971	HOSE OVERFLOW	25 20
155978	STOP LIGHT SWITCH	25 43
156032	SPEED DRIVEN GEAR	24 53
156082	SHIM 0025 /0035	24 74
156083	SHIM 0045 /0055	24 74
156084	THRUST WASHER	24 53
156223	BELLOWS RUBBER	24 80
156224	BELLOWS RUBBER	24 80
156290	THROTTLE LEVER	24 36
156326	JACK HANDLE	25 22
156333	WATER ELBOW	24 09
156336	BOLT	24 51
156383	CONNECTOR	25 17
156420	FUEL PIPE	25 17
156427	ACCELERATOR CABLE LHS	24 82
156464	ADJUSTING LINK	24 16
156515	EXTENSION LEAD	25 45
156517	EARTH LEAD	25 45
156533	MOUNTING BRACKET	24 82
156535	LINK	24 82
156544	CONNECTOR SERVO HOSE	24 25
156565	MOUNTING BRACKET	25 19
156580	SEALING STRIP	24 48
156581	OIL FILTER	24 10
156605	'T' PIECE	24 81
156736	HOSE CLIP	24 11
156805	APPROVAL PLATE	26 25
156903	BEARING SPACER	24 75
156910	HANDLEVER BUSH	24 55

PART NUMBER	DESCRIPTION	REF. NO.
156911	SLEEVE ASSY SYNCHRO 1ST AND 2ND GEAR	24 53
156952	CONNECTOR	25 17
156967	DISTANCE PIECE	24 48
156968	SLEEVE ASSEMBLY	24 53
156985	MOUNTING BRACKET	24 77
157037	FULCRUM SHAFT	24 67
157065	ANCHOR BRACKET	24 82
157068	GASKET	24 36
157082	PETROL PIPE	24 36
157089	FRONT HUB	24 68
157157	BOLT	25 09
157165	CLAMP	24 80
157197	FLYWHEEL	24 23
157229	VALVE SPRING	24 06
157239	INSULATOR	24 76
157409	SEALING RING	24 10
157414	SEALING RING	24 10
157508	PUSH ROD	24 06
157655	PLATE	24 78
157656	ADAPTOR	24 78
157657	FLEXIBLE JOINT	24 78
157659	UNIVERSAL JOINT	24 78
157684	END CAP	24 79
157690	GASKET	24 59
157691	MTG BRACKET	24 63
157693	MTG RUBBER	24 63
157724	CLIP	24 34
157732	BEARING	24 50
157910	STRAP BATTERY	25 44
158003	STUD	24 52
158006	HOSE	24 34
158015	'T' PIECE	24 34
158208	BASE GASKET	25 18
158209	FLASHER UNIT	25 32
158255	MOUNTING PLATE	25 16
158306	LEVER HANDBRAKE	25 08
158385	EXTENSION LEAD	25 31
158493	TOP COVER	24 52
158551	SCRAPER RING	24 23
158552	SPACER RING	24 23
158553	PISTON ASSEMBLY	24 23
158585	WASHER	24 52
158593	SPEEDO DRIVEN GEAR	24 50
158596	SPEEDO BEARING	24 50
158656	COMPENSATOR LINK	25 08
158729	STUD	24 68
158732	BALL SOCKET	24 80
158734	FUSE ASSEMBLY (MAIN BEAM)	25 38
158785	HEATED BACKLIGHT SWITCH	25 42
158830	COIL	25 24
158836	NYLON WASHER	24 76
158858	FUSE ASSEMBLY (DIP BEAM)	25 38
158917	WARNING LIGHT	25 40
158940	CYLINDER LINER (1300 CC)	24 04
158941	CYLINDER LINER (1500 CC)	24 18
158948	EXTENSION LEAD	25 40

PART NUMBER	DESCRIPTION	REF. NO.
158955	PRESSURE REDUCING VALVE	25 16
159136	BRAKE CALIPER R H	25 09
159137	BRAKE CALIPER L H	25 09
159394	FLANGE NLT	24 75
159677	FLYWHEEL	24 23
159782	BODY HARNESS	25 45
159801	CROWN WHEEL AND PINION	24 75
159824	LINKING PLUG	25 45
159837	EXTENSION LEAD	25 45
159858	ROOF LAMP HARNESS	25 45
159859	ROOF LAMP HARNESS	25 45
159860	ROOF LAMP HARNESS	25 45
159861	ROOF LAMP HARNESS	25 45
159925	INLET MANIFOLD	24 11
159978	THRUST WASHER	24 53
160018	THRUST WASHER	24 53
160187	STUB AXLE	24 68
160221	MOUNTING BRACKET	25 32
160339	STEERING LOCK R H S	24 78
160340	STEERING LOCK L H S	24 78
160341	STEERING LOCK R H S	24 78
160342	STEERING LOCK L H S	24 78
200535	STARTER MOTOR	25 29
201344	REAR ENGINE PLATE	24 19
201350	FLYWHEEL GEAR RING	24 07
206175	SLAVE CYLINDER BOSS	24 50
209423	BEARING INTERMEDIATE	24 78
210449	CLUTCH HOUSING AND FRONT END COVER ASSEMBLY	24 51
211126	TIMING COVER WASHER	24 08
211735	RACK STEERING	24 80
211993	MOUNTING BRACKET R H	24 44
211994	MOUNTING BRACKET L H	24 44
212015	PIPE ASSEMBLY	25 17
212622	REAR OIL SEAL HOUSING	24 05
212935	PIPE ASSEMBLY	24 11
213032	CLUTCH DISENGAGING LEVER	24 51
213863	SUMP	24 05
214538	CLUTCH COVER ASSEMBLY	24 49
214748	MOUNTING BRACKET R H	24 44
214749	MOUNTING BRACKET L H	24 44
214991	OIL SUMP	24 05
215327	RADIATOR HOSE LOWER	25 21
215350	JOINT WASHER	24 05
215372	MOUNTING PLATE	24 05
215468	GAUGE UNIT	25 17
215483	BRACKET BRAKE PEDAL SUPPORT R H S	24 81
215485	BRACKET BRAKE PEDAL SUPPORT L H S	24 84
215495	CLUTCH PEDAL L H S	24 84
215508	CLUTCH PEDAL R H S	24 81
215541	BRACKET CLUTCH PEDAL SUPPORT	24 81
215568	REAR DAMPER ASSY	24 81
215588	MOTOR AND GEARBOX L H S 2 SPEED	25 33
215668	BRAKE PEDAL ASSY LHS	24 84
215748	BACKPLATE L H	25 11
215749	BACKPLATE R H	25 11
215754	REAR BRAKE DRUM	25 10

PART NUMBER	DESCRIPTION	REF.NO.
215859	2 IN 1 INSTRUMENT GAUGE	25 42
215860	SPEEDOMETER MILE	25 42
215860	3 SPEEDOMETER MILE	25 42
215861	SPEEDOMETER KILO	25 42
215861	3 SPEEDOMETER KILO	25 42
215864	SPEEDOMETER MILE	25 42
215865	SPEEDOMETER KILO	25 42
216012	PETROL PIPE	24 13
216034	HANDBRAKE CABLE	25 08
216082	BRAKE PEDAL R H S	24 81
216288	FRONT DAMPER	24 67
216359	1 FRONT SIDE LAMP R H	25 39
216359	2 FRONT SIDE LAMP R H	25 39
216360	1 FRONT SIDE LAMP L H	25 39
216360	2 FRONT SIDE LAMP L H	25 39
216369	STOP TAIL LAMP R H	25 18
216370	STOP TAIL LAMP L H	25 18
216407	OUTER HOUSING ASSEMBLY	24 78
216410	BACKPLATE ASSY R H	25 10
216411	BACKPLATE ASSEMBLY L H	25 10
216464	DIRT SHIELD R H	25 09
216465	DIRT SHIELD L H	25 09
216498	SUPPORT BRACKET	25 02
216537	REAR AXLE SHAFT	24 70
216561	BRACKET	25 06
216611	CONSTANT PINION SHAFT	24 54
216614	THIRD SPEED GEAR	24 53
216697	RING GEAR	24 23
216720	WIPER MOTOR R H S	25 34
216755	ROCKER COVER	24 06
216823	HEADLAMP	25 38
216864	IGNITION AND STARTER SWITCH	25 32
216896	TIE ROD LEVER AND BALL JOINT ASSEMBLY R H	24 68
216897	TIE ROD LEVER AND BALL JOINT ASSY L H	24 68
216900	UPPER WISHBONE BALL JOINT ASSEMBLY	24 67
216901	BOLT	24 68
216902	LOWER WISHBONE AND BALL JOINT ASSEMBLY	24 68
216903	BALL JOINT	24 68
216907	WATER SHIELD	24 68
216909	SEAL BALL JOINT	24 68
216924	PIPE	24 36
216939	BEARING HOUSING ASSEMBLY	24 09
216965	HEADLAMP ASSEMBLY	25 38
216966	HEADLAMP ASSEMBLY	25 38
216991	STARTER MOTOR	25 31
217037	FRONT SIDE LAMP R H	25 40
217038	FRONT SIDE LAMP L H	25 40
217068	OIL PUMP ASSEMBLY	24 10
217080	AXLE CENTRE ASSEMBLY (3.89 1 RATIO)	24 72
217081	AXLE CENTRE ASSEMBLY (4.11 1 RATIO)	24 70
217294	DUST COVER R H	25 09
217295	DUST COVER L H	25 09
217314	MAINSHAFT	24 53
217355	BRAKE PEDAL	24 84
217376	WINDSCREEN WASHER ASSY	25 36
217448	ROAD SPRING L H	24 67

PART NUMBER	DESCRIPTION	REF. NO.
217449	ROAD SPRING R H	24 67
217512	FRONT ROAD SPRING AND DAMPER ASSY R H	24 67
217513	FRONT ROAD SPRING AND DAMPER ASSY L H	24 67
217636	BACKPLATE ASSEMBLY	24 43
217674	TOW BAR KIT	26 25
217757	CYL HEAD GASKET	24 06
217789	PULLEY CRANKSHAFT	24 07
217790	TIMING COVER	24 08
217820	FRONT COVER	24 43
217822	AIR CLEANER ASSY	24 43
217976	REAR ROAD SPRING	24 76
217986	TIE ROD LEVER & BALL JOINT ASSEMBLY R H	24 68
217987	TIE ROD LEVER & BALL JOINT ASSY L H	24 68
217995	BATTERY	25 44
218012	REAR ROAD SPRING AND DAMPER ASSY	24 76
218014	INNER SHAFT	24 79
218051	REAR AXLE SHAFT	24 70
218095	OUTER TUBE	24 79
218106	DISTRIBUTOR	25 24
218139	CYLINDER HEAD	24 21
218140	CYLINDER HEAD	24 21
218141	CYLINDER HEAD	24 06
218143	CYLINDER HEAD	24 06
218153	COMPENSATOR FILTER	24 34
218155	FRONT EXHAUST PIPE	25 19
218482	STRUT ASSEMBLY	24 68
218718	SIDELAMP R H	25 40
218719	SIDELAMP L H	25 40
218757	REAR BRAKE ASSY L H	25 11
218758	REAR BRAKE ASSY R H	25 11
218799	FLYWHEEL	24 23
218861	REAR BRAKE UNIT L H	25 10
218862	REAR BRAKE UNIT R H	25 10
218955	FACIA HARNESS	25 45
218956	FACIA HARNESS	25 45
218957	SWITCH R H S (HORN DIP/FLASH)	25 32
218958	SWITCH L H S (HORN DIP/FLASH)	25 32
218959	IGNITION SWITCH	25 32
218987	AXLE CENTRE UNIT	24 71
218989	AXLE CENTRE UNIT	24 73
219003	SPEEDO DRIVEN GEAR	24 62
219005	SPEEDO DRIVEN GEAR	24 62
219012	FACIA HARNESS	25 45
219237	FACIA HARNESS	25 45
219267	ALTERNATOR	25 28
305946	PETROL PIPE ASSEMBLY	24 36
306152	TOP COVER EXTENSION	24 55
307200	UPPER WISHBONE ARM AND BUSH ASSEMBLY	24 45
307522	PINION R H S	24 80
307523	PINION L H S	24 80
307528	HOUSING RACK AND PINION R H S	24 80
307529	HOUSING RACK & PINION LHS	24 80
308086	EXHAUST MANIFOLD	24 11
308737	CRANKSHAFT	24 07
308752	RACK AND PINION R H S	24 80
308753	RACK AND PINION L H S	24 80

PART NUMBER	DESCRIPTION	REF. NO.
308880	ROAD WHEEL	24 77
309012	STEERING WHEEL	24 78
309022	LOWER LINK AND BUSH ASSY	24 76
309141	FAN ASSEMBLY	24 09
309675	BRAKE PIPE MASTER CYL TO ACTUATOR FRONT	25 14
309676	BRAKE PIPE MASTER CYL TO ACTUATOR REAR	25 14
309677	BRAKE PIPE ACTUATOR TO R H BRAKE HOSE	25 14
309679	BRAKE PIPE ACTUATOR TO L H BRAKE HOSE	25 14
309681	BRAKE PIPE ACTUATOR TO D/E UNION	25 14
309682	BRAKE PIPE UNION TO REAR HOSE	25 14
309683	BRAKE PIPE HOSE TO R H WHEEL CYLINDER	25 16
309684	BRAKE PIPE R H TO L H WHEEL CYLINDER	25 15
309690	BRAKE PIPE MASTER CYLINDER TO CONNECTOR	25 13
309691	BRAKE PIPE CONNECTOR TO R H HOSE	25 12
309692	BRAKE PIPE CONNECTOR TO L H HOSE	25 12
309693	BRAKE PIPE CONNECTOR TO UNION	25 15
309694	BRAKE PIPE	25 12
309696	BRAKE PIPE HOSE TO R H CALIPER	25 12
309697	BRAKE PIPE HOSE TO L H CALIPER	25 12
309698	BRAKE PIPE R H TO L H WHEEL CYLINDER	25 15
309752	BRAKE PIPE (UNION TO VALVE)	25 16
309753	BRAKE PIPE (VALVE TO HOSE)	25 16
310719	FUEL PIPE	25 17
310720	FUEL PIPE	25 17
310721	FUEL PIPE	25 17
311449	VERTICAL LINK	24 68
311553	CRANKSHAFT	24 23
311702	FAN ASSEMBLY	24 08
311925	MANIFOLD INLET	24 25
312036	FRONT SKID PLATE	24 48
312050	PROPELLOR SHAFT	24 77
312078	FRICTION DISC	25 09
312188	CAMSHAFT	24 08
312227	STEERING COLUMN ASSY	24 79
312286	REAR EXHAUST PIPE	25 19
312343	PETROL PUMP	24 12
312389	PETROL TANK	25 17
312390	PETROL TANK	25 17
312467	REAR EXHAUST PIPE	25 19
313156	REAR AXLE CASING	24 70
313206	MAIN HARNESS R H S	25 45
313207	MAIN HARNESS L H S	25 45
313208	MAIN HARNESS (COLD START)	25 45
313243	AIR CLEANER ASSEMBLY	24 15
313290	I F S BRACKET R H	24 44
313291	I F S BRACKET L H	24 44
402695	CHOKE OUTER CABLE	25 42
402745	FRONT SUB FRAME	24 44
403031	EXHAUST SILENCER	25 19
403058	EXHAUST SILENCER	25 19
500223	WASHER PLAIN	25 56
500381	WASHER	25 53
500464	WASHER	24 18
500469	WASHER	24 04
500872	CIRCLIP	24 53
500892	PINION AND SLEEVE	25 29

PART NUMBER	DESCRIPTION	REF. NO.
500927	BUSH DRIVING END BRACKET	25 29
500974	MILLS PIN	24 08
501196	WASHER	24 49
501258	WASHER	24 04
501451	SEALING RING	24 10
501651	*WELLSEAL* JOINTING COMPCUND	24 06
501704	CAP SHAFT END	25 29
501709	NUT LOCATING	25 29
501710	SPRING MAIN	25 29
501711	SPRING PINION	25 29
501712	BRACKET DRIVING END	25 29
501714	ARMATURE	25 29
501715	COIL FIELD SET	25 29
501718	BRUSH ANC SPRING	25 24
501728	SUNDRY PARTS KIT	25 24
502136	WASHER	24 78
502148	WIRE LOCKING	24 78
502210	BOLT THROUGH END BRKTS	25 29
502500	SCREW	25 87
503467	SCREW	25 54
503969	SCREW JET LOCKING	24 14
504863	SPINDLE AND ROTOR	24 10
505100	REPAIR KIT	25 01
505136	ACME SCREW	25 48
505155	CLIP	25 45
506157	JAM NUT	24 55
506619	INTERIOR BULB HOLDER	25 39
507262	DISTANCE PIECE	25 55
508006	PIN	24 14
508007	CIRCLIP	24 14
508194	SCREW	26 09
508250	SCREW	25 71
508308	RIVET	25 56
508318	WASHER	25 56
508534	CLAMPING PLATE	25 26
508545	INTERIOR BULB HOLDER	25 40
508790	SCREW	25 10
508978	CIRCLIP	24 07
509108	WASHER	24 36
509139	SETSCREW	25 56
509279	SCREW	25 69
509324	SHAFT AND ACTION PLATE	25 26
509355	SCREW	25 18
509495	SCREW	25 69
509537	CIRCLIP	24 68
509732	CLAMPING SCREW	25 26
509817	BRACKET COMMUTATOR END	25 29
509818	BUSH COMMUTATOR BRACKET	25 29
509819	SPRING SET BUSH TENSION	25 29
509820	SLEEVE	25 29
510249	CIRCLIP	24 48
510289	WASHER	25 69
510451	SEALING RING	24 10
510527	SEAL	24 48
510618	NUT	24 70
510814	GASKET FILLER CAP	25 03

PART NUMBER	DESCRIPTION	REF. NO.
510875	LAMP GLASS	25 18
510894	ADAPTOR AND CABLE	25 38
510907	INTERIOR BULB HOLDER	25 39
510948	SCREW	25 43
510995	SCREW	26 10
511010	CONTACT BREAKER	25 26
511031	PIN PAD RETAINING	25 09
511032	CLIP SECURING PIN	25 09
511086	TERMINAL BUSH AND LEAD	25 26
511290	PINION AND BARREL	25 28
511345	CLIP	25 44
511668	SCREW	25 70
511705	THROTTLE SPINDLE	24 37
511709	LEVER LOST MOTION	24 37
511710	NUT	24 37
511712	SCREW	24 14
511713	PISTON LIFT PIN	24 37
511716	RETURN SPRING	24 14
511717	SPRING RETURN	24 37
511723	BOLT PIVCT	24 37
511724	TUBE	24 14
511726	STOP SCREW	24 14
511728	SCREW JET	24 14
511730	SPRING LOCKING JET	24 14
511731	JET PIPE	24 37
511732	JET PIPE	24 37
511737	FLOAT CHAMBER	24 14
511738	GASKET	24 14
511739	FLOAT CHAMBER	24 37
511740	FLOAT CHAMBER GROMMET	24 37
511743	MOUNTING RUBBER	24 37
511745	FLOAT CHAMBER WASHER	24 37
511749	LEVER ASSY R H	24 36
511750	LEVER ASSY L H	24 36
511771	RUBBER WASHER	24 37
511772	WASHER BRASS	24 37
511773	NUT	24 37
512156	SCREW	24 48
512254	NUT	25 02
512420	GAITER ASSEMBLY	24 80
512461	SCREW	25 69
512544	COVER BLEED SCREW	25 09
512598	SETSCREW	25 71
512599	SCREW	25 67
512609	SCREW	25 71
512781	WIRE TIE	24 80
512980	COVER FUSE BOX	25 42
513063	BLEED SCREW	25 10
513394	SCREW SET	26 19
513666	SETSCREW	25 56
513679	DRIVING CDG	25 26
514023	SLEEVE SCREWED	25 29
514024	CAP SHAFT	25 29
514025	BUSHING AND BEARING	25 29
514026	ARMATURE	25 29
514124	BATTERY	25 44

PART NUMBER	DESCRIPTION	REF. NO.
514213	WINDSCREEN WASHER BOTTLE	25 36
514214	BOTTLE FILLER CAP	25 36
514438	WASHER PLAIN	25 72
514523	CIRCLIP	24 67
514639	GREASE 1 LB TIN	25 22
514698	RIVET	24 49
514713	RIVET	24 48
514714	PRESSURE PLATE	24 48
514715	RETAINING CLIP	24 48
514901	BALL RACE PINION	24 80
514903	CIRCLIP RETAINING	24 80
514906	NIPPLE GREASE	24 80
514917	NUT	25 69
514926	SCREW	25 69
515020	CUP SHAFT	25 30
515071	SPRING BRUSH	25 34
515082	LOCKNUT THRUST SCREW	25 34
515094	PIVOT HOUSING ASSY	25 33
515100	WASHER RUBBER	25 33
515101	NUT	25 33
515127	SCREW	25 69
515128	WASHER	25 69
515149	BLEED SCREW	25 09
515154	BODY	25 18
515155	SERVICE KIT	25 10
515181	PLUNGER CYLINDER	25 01
515182	SEAL GLAND	25 01
515183	PUSH ROD	25 01
515189	BATTERY	25 44
515225	PIVOT AND SCREW	25 42
515229	SPRING WASHER	24 14
515230	WASHER	24 14
515231	PLAIN WASHER	24 14
515239	FLOAT CHAMBER	24 14
515242	BOLT	24 14
515243	IDENTITY LABEL	24 14
515297	SERVICE KIT	24 48
515298	DUST COVER	24 48
515299	DUST COVER RETAINER	24 48
515369	NUT	25 18
515399	LUCAR SLEEVE	25 43
515412	BULBHOLDER	25 18
515415	TEX RUBBER WIPER BLADE	25 33
515789	NUT LOCKING	25 42
515798	SPACER (BLOWER UNIT)	25 75
515799	RESISTOR (BLOWER UNIT)	25 75
515801	RUNNER (BLOWER UNIT)	25 75
515965	CLIP	25 45
516079	CONNECTING ROD	24 36
516107	LOCTITE STUD LOCK	24 23
516213	DIAPHRAGM SPRING	24 48
516214	DIAPHRAGM RING	24 48
516226	DUST COVER	25 01
516241	LEVER THROTTLE RETURN	24 37
516242	LEVER THROTTLE RETURN	24 37
516247	LID (REAR CARBURETTOR)	24 37

PART NUMBER	DESCRIPTION	REF. NO.
516338	GLAND SEAL	25 03
516591	NUT	25 29
516592	WASHER LCKK	25 29
516762	SCREW	25 65
516835	BOLT	24 37
516938	GROMMET	25 75
517009	BOLT	24 49
517010	CLIP	24 49
517011	TAB WASHER	24 49
517012	PRESSURE PLATE	24 49
517017	PLUNGER	25 07
517018	PLUNGER	25 07
517019	RING SEAL	25 07
517028	SPRING	25 07
517029	VALVE STEM	25 07
517030	RETAINER	25 07
517033	TAPPING VALVE	25 07
517037	VALVE NUT	25 07
517038	SEAL	25 07
517044	SETSCREW	25 07
517045	LOCKWASHER	25 07
517048	CLUTCH COVER AND STRAPS	24 48
517177	ADVANCE WEIGHTS	25 26
517189	THROUGHT BOLT	25 28
517237	SUNDRY PARTS SET	25 28
517355	IGNITION LEAD KIT	25 24
517650	BRUSH BOX ASSEMBLY	25 28
517651	BRUSH SET	25 28
517652	ROTOR	25 28
517653	SLIP RING	25 28
517655	DRIVING END BEARING KIT	25 28
517657	SLIP RING END BEARING KIT	25 28
518041	BULB HOLDER STOP/TAIL	25 18
518042	BULB HOLDER FLASHER	25 18
518083	SETSCREW	25 67
518165	END FRAME INCLUDING MAGNETS L.H.S.	25 34
518166	ARMATURE	25 34
518167	BALL THRUST	25 34
518168	BEARING THRUST NYLON	25 34
518169	CLIP END FRAME	25 34
518170	BRUSH GEAR ASSEMBLY	25 34
518171	COVER ASSEMBLY	25 34
518172	CONTACT ASSEMBLY	25 34
518173	BRUSH AND TERMINAL	25 34
518174	BRUSH AND TERMINAL	25 34
518175	BRUSH	25 34
518176	TERMINAL	25 34
518177	SCREW TERMINAL	25 34
518178	SCREW THRUST	25 34
518179	RETAINER WORMWHEEL	25 34
518180	WORMWHEEL AND PINION	25 34
518181	WASHER THRUST	25 34
518182	SHAFT AND GEAR	25 34
518183	WASHER THRUST	25 34
518184	CRANK AND PINION ASSY	25 34
518185	RUBBER SEALING	25 34

PART NUMBER	DESCRIPTION	REF.	NO.
518186	WASHER	25	34
518187	NUT CRANK	25	34
518188	GEAR HOUSING WITH BEARINGS	25	33
518189	CLIP LINKS TO PIVOT	25	33
518190	CLIP LINKS TO PIVOT	25	33
518191	BUSH SELF-ALIGNING	25	33
518192	WASHER BETWEEN GROMMET AND MOTOR	25	33
518193	BRACKET AND PIVOT HOUSING ASSEMBLY	25	33
518194	LINK DRIVE L.H.S.	25	33
518195	LINK CROSS	25	33
518196	SPACER BETWEEN SCREW AND GROMMET	25	33
518197	SCREW MOTOR TO BRACKET	25	33
518198	GROMMET	25	33
518202	COVER ASSEMBLY GEAR	25	34
518203	BRACKET & PIVOT	25	33
518204	LINK DRIVE R.H.S.	25	33
518324	FUEL GAUGE	25	42
518325	TEMPERATURE GAUGE	25	42
518449	LEAD BATTERY	25	44
518450	LEAD SOLENOID STARTER	25	44
518451	LEAD BATTERY	25	44
518509	BOLT	26	19
518514	SCREW	25	73
518584	GASKET BCLT HEAD	24	13
518585	WASHER	24	15
518587	CHOKE INNER CABLE	25	42
518590	CHOKE OUTER CABLE PRIMARY	25	42
518646	SCREW	25	79
518688	COIL LEAD	25	24
518750	WINDSCREEN WASHER COVER	25	35
518751	WINDSCREEN WASHER BOTTLE	25	35
518767	SCREW	25	44
518808	BULB	25	40
518843	CROWNWHEEL AND PINION	24	74
518844	CROWNWHEEL AND PINION	24	74
518879	TOP COVER EXTENSION AND HAND LEVER ASSEMBLY	24	55
518880	THROTTLE SPINDLE	24	14
518881	THROTTLE DISC	24	14
518882	WASHER TAB	24	14
518883	CAM LEVER	24	14
518884	SPRING CAM LEVER	24	14
518885	PIVOT BOLT	24	14
518886	TUBE	24	14
518888	DISTANCE WASHER	24	14
518889	BRACKET	24	14
518890	JET BEARING	24	14
518895	ADAPTOR	24	14
518896	NEEDLE SPRING	24	14
518903	LUG BOLT	25	44
518904	LUG NUT	25	44
518916	RUBBER GAITER	24	67
518922	CARBURETTOR BODY	24	14
518923	PICK UP LEVER AND LINK	24	14
518925	CHAMBER AND PISTON	24	14
518926	FLOAT CHAMBER	24	14
518934	LEAD BATTERY TO STARTER MOTOR	25	44

PART NUMBER	DESCRIPTION	REF.NO.
518940	REFLEX ASSEMBLY (RED)	25 18
518954	BLOCK RADIATOR	25 20
518955	BLOCK RADIATOR	25 21
518956	BRACKET MOUNTING	25 20
518957	BRACKET MOUNTING	25 20
518958	BRACKET MOUNTING	25 20
518959	BRACKET MOUNTING	25 20
518960	BRACKET MOUNTING	25 21
518961	BRACKET MOUNTING	25 21
518983	SETSCREW	26 05
519024	HYPOID HOUSING ASSY	24 74
519030	SETSCREW	25 67
519031	SETSCREW	25 55
519032	SETSCREW	25 20
519033	SETSCREW	25 17
519034	SETSCREW	24 81
519038	SCREW	25 57
519040	SETSCREW	24 81
519041	SETSCREW	26 04
519129	REAR AXLE ASSEMBLY 4.11 1 RATIO	24 70
519130	REAR AXLE ASSY.3.89 1 RATIO	24 72
519140	SCREW	26 06
519162	SETSCREW	25 64
519163	SETSCREW	25 64
519164	SETSCREW	25 84
519166	BOLT	25 12
519167	SETSCREW	25 48
519168	SETSCREW	26 03
519170	SETSCREW	25 33
519192	LENS(WHITE SIDE/AMBER FLASHER)	25 39
519194	LENS(WHITE SIDE/WHITE FLASHER)	25 40
519195	GASKET LENS	25 18
519196	GASKET LAMP BASE	25 18
519197	LENS R.H.LAMP	25 18
519198	LENS L.H.LAMP	25 18
519201	LENS FLASHER R.H. LAMP	25 18
519202	LENS FLASHER L.H.LAMP	25 18
519206	GASKET LENS	25 18
519215	ENGINE CONVERSION GASKET SET	24 04
519249	SETSCREW	25 24
519312	SCREW	25 39
519315	SETSCREW	24 81
519357	FACING PACKAGE	24 48
519358	FACING PACKAGE	24 49
519365	REFLEX ASSY.(AMBER)	25 39
519432	RIM RETAINING	25 38
519433	RIM UNIT SEATING	25 38
519510	FAN BELT/HOSE KIT	26 27
519551	BRUSH SET	25 31
519552	COMMJ TACTR END BRACKET	25 31
519553	THROUGH FIXING BOLT	25 31
519554	DRIVE	25 31
519555	DRIVE RETENTION KIT	25 31
519556	LEVER AND PIVOT	25 31
519557	PIVOT RETENTION RING	25 31
519558	RETENTION KIT	25 31

PART NUMBER	DESCRIPTION	REF. NO.
519559	FIXING BRACKET	25 31
519560	FIXING BRACKET GROMMET	25 31
519561	BUSH KIT	25 31
519562	SOLENOID	25 31
519563	FIELD COIL KIT	25 31
519564	ARMATURE	25 31
519565	ARMATURE RETENTION KIT	25 31
519566	SUNDRY PARTS	25 30
519669	COVER AND STRAPS	24 49
519670	SPRING WASHER	25 31
519671	NUT	25 31
519695	DUST COVER	25 10
519754	WASHER	25 10
519755	STEADY REST KIT RETAINING BRAKE SHOES	25 10
519757	SPRING SHOE RETURN CYLINDER END	25 10
519758	PLATE SPRING WHEEL CYLINDER RETAINING	25 10
519759	LEVER HANDBRAKE	25 10
519760	PLATE SUPPORT	25 10
519761	CLIP	25 10
519762	ADJUSTER ASSEMBLY	25 10
519763	SERVO UNIT	25 06
519764	MINOR SERVICE KIT	25 06
519765	NON-RETURN VALVE KIT	25 06
519766	WASHER	25 06
519768	RESERVOIR	25 07
519769	FILLER CAP	25 07
519774	AXLE CENTRE ASSEMBLY (RECONDITIONED)	24 72
519775	AXLE CENTRE ASSEMBLY (RECONDITIONED)	24 70
519797	ADJUSTER L.H.	25 11
519798	ADJUSTER R.H.	25 11
519801	SPRING SHOE RETURN ABUTMENT END	25 11
519802	SPRING SHOE RETURN CYLINDER END	25 11
519811	BRACKET COMMUTATOR END	25 30
519812	PUSH KIT	25 30
519813	DRIVE JUMP RING	25 30
519814	WASHER BLFFER	25 30
519815	ARMATURE	25 30
519816	FIELD COIL	25 30
519817	BRACKET DRIVING END	25 30
519958	LENS SIDE LAMP	25 39
519959	LIGHT SHIELD	25 39
519961	GASKET RUBBER	25 39
519962	FIBRE WASHER	25 39
519963	RUBBER BCOT R.H.LAMP	25 39
519964	RUBBER BCOT L.H.LAMP	25 39
519966	CAP FILLER	25 03
519969	MASTER CYLINDER	25 03
519978	MASTER CYLINDER	25 07
519999	GEARBOX EXTENSION ASSEMBLY	24 50
520051	VERTICAL LINK AND HUB R.H.	24 67
520052	VERTICAL LINK AND HUB L.H.	24 67
520144	SWITCH HAZARD WARNING	25 42
520145	NACELLE HAZARD WARNING SWITCH	25 42
520152	PLATE CONTACT BREAKER	25 26
520185	CAM LEVER REAR CAPB	24 37
520186	FRONT PICK-UP LEVER	24 37

PART NUMBER	DESCRIPTION	REF.	NO.
520187	REAR PICK-UP LEVER	24	37
520188	FRONT RETURN SPRING	24	37
520189	SUCTION CHAMBER AND PISTON ASSEMBLY	24	37
520198	SCREW	25	56
520212	SCREW(PETROL PUMP)	24	12
520213	WASHER (PETROL PUMP)	24	12
520214	COVER (PETROL PUMP)	24	12
520215	SCREEN(PETROL PUMP)	24	12
520216	GASKET(PETROL PUMP)	24	12
520217	FIRST AID KIT	24	12
520239	CENTRE BEARING	24	77
520241	TAB WASHER	24	77
520242	BOLT	24	77
520244	CYLINDER BLOCK	24	04
520245	CYLINDER BLOCK	24	18
520247	WASHER	24	77
520250	CABLE CLIP	25	75
520426	GEARBOX ASSEMBLY	24	50
520429	TOP COVER ASSEMBLY	24	52
520447	REAR AXLE CASING	24	70
520542	TAIL LAMP STRIP	25	18
520705	CYLINDER HEAD ASSEMBLY	24	06
520706	DECARBONISING GASKET SET	24	04
520756	CYLINDER HEAD ASSEMBLY	24	21
520757	CYLINDER HEAD ASSEMBLY	24	21
520909	DISTRIBUTOR CAM	25	26
520910	SPRING SET	25	26
520911	VACUUM UNIT	25	26
520923	CONTINENTAL TOURING KIT	26	25
520937	HORN	25	32
520954	PISTON(BRAKE CALIPER)	25	09
520957	SERVICE KIT (BRAKE CALIPER)	25	09
520963	REAR BRAKE SHOE LINING PACK	25	11
520965	REAR BRAKE SHOE LINING PACK	25	10
520969	AIR CONTROL VALVE	25	75
520978	MOTOR AND MOUNTING PLATE R.H.S.	25	75
520979	HARNESS R.H.S.	25	75
520980	HARNESS(R.H.S.)	25	75
520981	INLET SEAL	25	75
520982	INSULATOR	25	75
520983	MOTOR AND MOUNTING PLATE L.H.S.	25	75
520984	HARNESS(L.H.S.)	25	75
520985	HARNESS(L.H.S.)	25	75
521007	HANDBRAKE LEVER L.H.	25	11
521008	HANDBRAKE LEVER R.H.	25	11
521069	GEARBOX ASSEMBLY (RECONDITIONED)	24	50
521110	SCREW	25	52
521128	CIRCLIP	25	07
521129	SPRING	25	07
521152	SEAL	25	07
521156	SERVICE KIT	25	07
521157	SERVICE KIT	25	07
545116	DRIVERS HANDBOOK 1300CC MODEL ENGLISH	25	23
545120	DRIVERS HANDBOOK 1500CC MODEL FRENCH	25	23
545121	DRIVERS HANDBOOK 1500CC MODEL GERMAN	25	23
545140	DRIVERS HANDBOOK ENGLISH	25	23

PART NUMBER	DESCRIPTION	REF. NO.
545168	WORKSHOP MANUAL ENGLISH	25 23
545169	WORKSHOP MANUAL FRENCH	25 23
545170	WORKSHOP MANUAL GERMAN	25 23
545171	WORKSHOP MANUAL ITALIAN	25 23
545172	WORKSHOP MANUAL DUTCH	25 23
545173	WORKSHOP MANUAL SWEDISH	25 23
545174	WORKSHOP MANUAL SPANISH	25 23
545179	DRIVERS HANDBOOK 1500CC MODEL ITALIAN	25 23
545180	DRIVERS HANDBOOK 1500CC MODEL DUTCH	25 23
545181	DRIVERS HANDBOOK 1500CC MODEL DANISH	25 23
545182	DRIVERS HANDBOOK 1500CC MODEL SWEDISH	25 23
545183	DRIVERS HANDBOOK 1500CC MODEL FINNISH	25 23
545184	DRIVERS HANDBOOK 1500CC MODEL SPANISH	25 23
545185	DRIVERS HANDBOOK 1500CC MODEL PORTUGUESE	25 23
545197	WORKSHOP MANUAL DANISH	25 23
545198	BINDER (TIME SCHEDULE ENGLISH)	25 17
545198B	REPAIR TIME SCHEDULE ENGLISH	25 23
545199	BINDER (TIME SCHEDULE FRENCH)	25 23
545199B	REPAIR TIME SCHEDULE FRENCH	25 23
545200	BINDER (TIME SCHEDULE GERMAN)	25 23
545200B	REPAIR TIME SCHEDULE GERMAN	25 23
545201	BINDER (TIME SCHEDULE ITALIAN)	25 23
545201B	REPAIR TIME SCHEDULE ITALIAN	25 23
545202	BINDER (TIME SCHEDULE DUTCH)	25 23
545202B	REPAIR TIME SCHEDULE DUTCH	25 23
545203	BINDER (TIME SCHEDULE SWEDISH)	25 23
545203B	REPAIR TIME SCHEDULE SWEDISH	25 23
545204	BINDER (TIME SCHEDULE DANISH)	25 23
545204B	REPAIR TIME SCHEDULE DANISH	25 23
545205	BINDER (TIME SCHEDULE SPANISH)	25 23
545205B	REPAIR TIME SCHEDULE SPANISH	25 23
545269	BINDER (TIME SCHEDULE PORTUGUESE)	25 23
545269B	REPAIR TIME SCHEDULE PORTUGUESE	25 23
550029	WASHER WAVED	24 81
551490	CLIP	25 39
553033	CLIP	25 42
553252	BUTTON MAT FIXING	26 03
553732	CLIP	25 45
554127	RIVET	25 55
554407	RIVET	25 45
554517	SOCKET MAT FIXING	26 03
556141	RIVET	25 56
557222	RIVET	25 55
559061	REAR COURTESY LIGHT SWITCH	25 43
559062	FRONT COURTESY LIGHT SWITCH	25 43
559980	SCREW CONTROL CABLE	25 74
560632	EXTERIOR MIRROR	25 67
561210	RIVET MAT FIXING	26 03
561785	HOG RING	26 14
563032	BACK PLATE	26 04
563769	RIVET	26 01
564832	SETSCREW	25 53
565746	STUD MAT FIXING	26 03
565756	CAP	26 04
566141	RIVET	25 54
569214	WASHER WAVED	25 53

PART NUMBER	DESCRIPTION	REF. NO.
569313	RIVET	25 38
569944	DIAPHRAGM	26 05
570255	RIVET	25 55
570907	SPRING LOCKING RING	25 76
570908	CIRCLIP	25 76
572545	PIN	25 76
572547	CIRCLIP	25 76
572569	STUD	25 77
573018	RING PRONGED	26 01
573074	LOCKING PLATE	25 55
573075	TOP PIVOT OUTER BRACKET R.H.	25 55
573076	TOP PIVOT OUTER BRACKET L.H.	25 55
573077	HANDLE BRACKET R.H.	25 55
573078	HANDLE BRACKET L.H.	25 55
573079	LOCKING HANDLE R.H.	25 55
573080	LOCKING HANDLE L.H.	25 55
573081	PIN	25 55
573082	RIVET	25 55
573083	GLAZING STRIP	25 55
573086	PIVOT STOP	25 55
573087	PLAIN WASHER	25 55
573088	THACKEREY WASHER	25 55
573089	SPLIT PIN	25 55
573090	CLIP	25 55
573414	L.H. FRAME ASSEMBLY	25 55
573415	R.H. FRAME ASSEMBLY	25 55
573901	SCREW	25 55
574432	INNER FRAME GLAZED L.H.	25 55
574433	INNER FRAME GLAZED R.H.	25 55
574581	RETAINER KNOB	25 57
574655	MIRROR HEAD	25 67
574657	MIRROR COLLAR	25 67
574820	POP RIVET	25 47
575262	NUT FIX	25 69
575755	STUD	25 70
575756	STUD	26 04
575757	STUD	25 70
575803	RIVET	25 52
575937	SCREW	25 84
576453	FRONT WING L.H.	25 47
576454	FRONT WING R.H.	25 47
576692	BUSH BRASS FLANGED	25 52
576693	STUD SHOULDERED	25 52
577209	CONTROL LEVER	25 74
577216	TUNNEL BUCKLE SUB ASSY	26 22
577939	BODY ASSY RH STEERING (4 DOOR) WITH RECL SEAT	25 25
600400	BLANKING PLUG	26 25
600832	PIN SECURING HANDLE	25 57
601761	CAP FILLER	25 17
603147	GROMMET FILLER NECK	25 17
603344	SPRING GLIDE CHECK ARM	25 54
603556	RUBBER PLUG	26 25
603559	CLIP	25 47
603740	DEVICE LOCKING	25 76
604132	TUBING	25 35
604146	TUBING	25 35

PART NUMBER	DESCRIPTION	REF.	NO.
604610	SPRING CHECK LINK	25	62
605953	SLEEVE TERMINAL	25	43
606002	SPRING ESCUTCHEON	25	57
606240	COURTESY LIGHT SWITCH	25	43
607288	CLIP	25	83
607330	SEALING PLUG	26	25
607823	PIN HINGE	25	54
608511	CLIP	25	72
608522	CLIP	25	57
608540	PUSH BUTTON	25	55
608542	PUSH BUTTON SPRING	25	55
608604	CLIP	25	54
608817	CLIP	26	06
608862	CLIP	26	06
609123	TRUNNION	25	74
609184	BLANKING PLUG	26	25
609185	BLANKING PLUG	26	25
609189	BLANKING PLUG	26	25
609191	BLANKING PLUG	26	25
609412	BUTTON	26	25
609413	CLIP	26	03
609677	DASH FRONT ASSEMBLY R.H.S.	25	47
609678	DASH FRONT ASSEMBLY L.H.S.	25	47
609680	GLOVE BOX LID	25	71
609742	CLIP	26	06
609748	GLOVE BOX LID LOCK	25	71
609795	BEZEL	25	42
610170	LINK DOOR CHECK	25	54
610520	CLIP	26	06
610677	SEAL MUDSHIELD PANEL	25	47
611177	WASHER	24	55
611339	SPRING CHECK LINK	25	62
611437	COVER FINISHER	25	66
611768	CLIP	26	05
611854	STUD	26	01
612219	TRUNNION	25	53
612261	CLIP DIAPHRAGM	26	05
612273	SPRING	26	06
612601	T-PIECE	25	35
612988	BUFFER BRACKET	25	71
613051	ROD BATTERY FRONT	25	44
613775	CLIP SECURING TRIM PAD	25	57
613846	CHANNEL GLASS FRONT	25	63
613848	BEAK CHANNEL	25	55
613849	CHANNEL FRONT AND REAR	25	63
613863	RUBBER BUFFER	25	71
613960	FINISHER WINDSCREEN	25	66
614006	BUSH	25	52
614020	JOINT FINISHER	25	87
615707	CLIP	25	42
615888	KNOB SILL LINK	25	56
615924	CLIP	25	45
616011	HOSE	25	56
616048	WASHER P.VHC.	25	42
616050	WASHER RUBBER	25	42
616328	PANEL R.F.	25	59

PART NUMBER	DESCRIPTION	REF.	NO.
616339	PLATE TAPPED HINGE	25	58
616340	RETAINER TAPPED PLATE	25	58
616356	GLASS CHANNEL L.H.	25	59
616357	GLASS CHANNEL R.H.	25	59
616393	HINGE ASSEMBLY DOOR	25	58
616396	HINGE ASSEMBLY LOWER	25	62
616633	SPRING TRUNK LID LOCK	25	76
616773	SPIRENUT	25	18
616868	HOOK SPARE WHEEL	25	49
616889	TIE BRACKET	25	50
616895	AIR DUCT ASSEMBLY	25	47
616904	PANEL DASH FRONT TO CLOSING PANEL L.H.	25	47
616905	PANEL DASH FRONT TO CLOSING PANEL R.H.	25	47
616982	TRUNK LID KNOB	25	76
616986	RING LOCKING	25	76
616987	SCREW	25	76
616989	WASHER SEATING	25	76
616990	SPRING	25	76
617018	BRACKET L.H.	25	49
617019	BRACKET R.H.	25	49
617021	BONNET CATCH PLATE	25	53
617030	BONNET STRIKER PIN	25	53
617081	BLANKING PLUG	26	25
617163	GLAZING STRIP	25	55
617188	FRONT CHANNEL	25	55
617189	CHANNEL GLASS DOOR	25	63
617192	TOP CHANNEL	25	55
617206	GLASS CHANNEL	25	55
617243	CLIP	25	79
617251	ROOF PANEL ASSEMBLY	25	50
617277	RUBBER PAD	25	44
617319	SEAL PARCEL TRAY	25	74
617320	INNER SEAL WAIST	25	58
617323	WAIST INNER SEAL	25	54
617408	LOCK SET ASSEMBLY	25	49
617429	HEADLINING ASSEMBLY	25	83
617430	HINGE UPPER ASSEMBLY	25	62
617431	HINGE UPPER ASSEMBLY	25	62
617462	MOUNTING SUN VISOR	25	66
617636	GLOVE BOX STRIKER	25	64
617637	FACIA END FINISHER LH	25	69
617638	FACIA END FINISHER RH	25	69
617822	SPACER BRACKET	25	49
617884	ATTACHMENT CLIP	26	03
617885	FELT STRIP	25	14
617889	SEAL SPONGE	25	14
617997	RUBBER BLFFER	25	55
618011	DOOR DRAUGHT EXCLUDER (BLACK)	25	84
618017	DOOR DRAUGHT EXCLUDER (SHADOW BLUE)	25	84
618018	DOOR DRAUGHT EXCLUDER (GREY)	25	84
618043	DOOR DRAUGHT EXCLUDER (NEW)	25	84
618117	JET ASSEMBLY	25	35
618175	HINGE MALE	25	71
618176	HINGE FEMALE	25	71
618187	COAT HOOK	25	84
618270	WATER CURTAIN LOCK	25	57

PART NUMBER	DESCRIPTION	REF. NO.
618286	BRACKET SPEEDO RESET	25 69
618374	PLATE EXHAUST PIPE	25 49
618393	NUT ACORN CAP	25 72
618779	DEMISTER GRILLE BRACKET	25 69
618795	WASHER SPECIAL	25 25
619101	RIVET	25 47
619431	TRUNK LID STRIKER	25 76
619551	BONNET BLFFER	25 53
619638	REINFORCEMENT AIR DUCT	25 47
619641	CLIP CABEL	25 76
619669	VENTILATOR FILLER	25 57
619736	STRAP REINFORCEMENT	25 71
619737	ANGLE SUPPORT L.H.	25 71
619738	ANGLE SUPPORT R.H.	25 71
619851	BRACKET	25 71
620534	RETAINER	25 87
620669	RETAINER ASHTRAY	25 57
620999	CLIP	25 49
621069	GROMMET	25 12
621271	PLATE REINFORCEMENT	25 48
621374	WASHER WAVED	26 19
621510	SPACER	25 42
621535	NUT	25 52
621688	BRACKET	25 62
621768	KNOB HANDLE	25 57
621811	REGULATOR HANDLE	25 57
622053	OUTLET DUCT BEZEL	25 87
622443	BEZEL	25 42
622682	NUT SPACER	25 42
623072	HOSE	25 74
623173	BONNET STAY ROD	25 53
623312	PIPE CLIP BRAKE PIPE	25 12
623313	CLIP BRAKE PIPE	25 12
623844	WASHER RUBBER	25 52
624155	CLIP	25 14
624309	HEATER CONTROL BRACKET	25 70
624334	MOULDING	25 70
624335	GLOVE BOX LID MOULDINGS	25 71
624369	SPRING	25 73
624373	STRIKER REINFORCEMENT LH	25 59
624374	REINFORCEMENT STRIKER RH	25 59
624377	CLAMP UPPER	25 73
624535	TRUNNION	26 01
624552	CATCH LEVER	26 05
624554	SPRING TILT RESTRAINT RH SEAT	26 05
624562	MIRROR BASE	25 67
624565	HEAD	25 67
624571	KNOB	26 06
624636	BACKING RUBBER	26 04
624660	BOLT	26 05
624823	INTERIOR MIRROR ASSY	25 66
624868	TUNNEL BRACKET	26 22
624903	SQUAB SUPPT. BOARD RH	26 13
624904	SQUAB SUPPT BOARD LH	26 13
624905	WAVED WASHER	26 22
624906	COLLAR SPACER	26 22

PART NUMBER	DESCRIPTION	REF. NO.
624907	COLLAR SPACER	26 22
624908	PLAIN WASHER	26 22
624909	SPACER	26 22
624910	WASHER WAVED SILL FIXING SAFETY HARNESS	25 81
624913	CAP	26 22
624914	COVER	26 22
625074	TONNEAU SIDE ASSY R.H	25 59
625075	TONNEAU SIDE ASSY LH	25 59
625077	SPACER	25 78
625150	RETAINING STRAP	25 76
625151	RETAINING STRAP	25 76
625239	TONNEAU SIDE L.H.	25 50
625240	TONNEAU SIDE R.H.	25 50
625521	CLIP	25 09
625536	NUT	24 55
625612	FRICTION CLIP	25 55
625624	NUT	25 74
625750	MOUNTING BRACKET	25 49
625752	BRACKET COVER BOARD	25 49
625889	GUIDE BONNET STAY	25 47
625895	CLIP	25 75
625944	SEALING FLATE	26 25
626369	ANGLE SUPPORT	25 49
626586	HINGE ASSEMBLY	25 53
626592	HINGE PLATE	25 47
626683	PACKING RUBBER	26 04
626697	EYELET SILL LINK	25 57
626698	WASHER SILL LINK	25 57
626725	TUNNEL BRACKET	26 19
626943	SUPPORT BRACKET	25 47
627254	NAMEPLATE TRIUMPH	25 52
627320	CLIP	25 64
627360	CLIP	25 64
627361	CLIP	25 79
627362	CLIP	25 87
627474	SEAL RUBBER	25 75
627475	RETAINER SEAL	25 75
627480	SILL FLANGE FINISHER	25 79
627481	FINISHER SILL FLANGE	25 79
627482	FINISHER SILL FLANGE	25 79
627503	ASHTRAY ASSEMBLY	25 57
627563	NAMEPLATE TRIUMPH	25 76
627566	END CAP VERTICAL	25 79
627567	END CAP 10 DEGREES	25 87
627568	END CAP 10 DEGREES	25 87
627569	END CAP 45 DEGREES	25 79
627570	END CAP 45 DEGREES	25 79
627648	COVER	26 19
627649	CAP	26 19
627740	COURTESY LIGHT SWITCH	25 43
627761	CLIP	25 49
627762	BRACKET FIXING FIXING L.H.	25 47
627764	BRACKET FIXING R.H.	25 47
627775	BOLT	26 19
627803	SPACER	26 19
627945	FIBRE WASHER	26 19

PART NUMBER	DESCRIPTION	REF.	NO.
628012	CLIP	25	56
628054	MOULDING REAR QUARTER	25	80
628184	BRACKET BRAKE PIPE L.H.	25	47
628185	BRACKET BRAKE PIPE R.H.	25	47
628223	BRACKET SUPPORT	25	48
628379	STRIP FOAM SEAL	25	56
628391	ESCUTCHEON	25	61
628401	BRACKET SUPPORT	25	49
628416	WASHER SEALING	24	17
628580	SEAL HEADCLAMP	25	38
629003	SUPPORT BRACKET	25	35
629008	BRACKET SUPPORT	25	47
629009	BRACKET SUPPORT	25	47
629170	CONTROL CABLE	25	74
629196	CLIP	26	05
629200	RETAINING STRAP	25	76
629201	RETAINING STRAP	25	76
629263	BADGE ASSY TOLEDO	25	52
629270	ROD BATTERY REAR	25	44
629352	RETAINING RING	25	47
629422	NAMEPLATE TOLEDO	25	76
629518	SPACER	26	19
629592	NAMEPLATE ASSY 1500 TRUNK LID NEW ZEALAND ONL	25	76
629751	DASH SIDE TRIM PANEL ASSY L.H.(BLACK)	25	84
629753	DASH SIDE TRIM PANEL ASSY L.H. (NEW TAN)	25	84
629757	DASH SIDE TRIM PANEL ASSY L.H.(SHAD.BLUE)	25	84
629761	DASH SIDE TRIM PANEL ASSY R.H. (BLACK)	25	84
629763	DASH SIDE TRIM PANEL ASSY R.H.(NEW TAN)	25	84
629767	DASH SIDE TRIM PANEL ASSY RH(SHAD.BLUE)	25	84
630062	INSULATION PAD	25	82
630063	INSULATION PAD	25	82
630065	SEALING PLUG	26	25
630066	SEALING PLUG	26	25
630403	HARNESS CLIP	25	45
630430	CLAMP LOWER	25	73
630431	BOLT	25	73
630503	BOLT	26	22
630504	BOLT-SILL FIXING SAFETY HARNESS	25	81
630505	BOLT	26	22
630661	GROMMET	24	13
630663	ANCHOR BOLT	26	22
630896	CABLE CLIP	25	02
630972	CHECK LINK	25	71
631001	BUFFER	25	71
631169	BRACKET BATTERY ROD	25	44
631190	RUBBER WASHER	25	77
631262	RELEASE INNER	26	03
631263	RELEASE OUTER CABLE	26	01
631401	INTERIOR MIRROR	25	67
631490	SPACER	25	77
631519	INSULATION PAD L.H.	25	82
631520	INSULATION PAD R.H.	25	82
631546	NAMEPLATE	24	77
631587	SNAP SACK	25	72
631588	TRIM CLIP	25	72
631631	INTERIOR MIRROR	25	67

PART NUMBER	DESCRIPTION	REF.	NO.
631669	CLIP	25	70
631690	LAMP BRACKET	25	59
631698	CANTRAIL ASSEMBLY	25	62
631723	LINK L.H.	25	56
631724	LINK R.H.	25	56
631726	INTERIOR MIRROR ASSY	25	18
631727	LAMP BASE	25	18
631728	LAMP LENS	25	18
631729	LAMP BULB	25	18
632091	MIRROR HEAD	25	67
632098	MIRROR ASSEMBLY	25	67
633671	TRUNK LIC BUFFER	25	76
634604	CLIP	24	48
634605	CLIP	24	48
708313	BRACKET CHECK STRAP	25	59
708319	DOOR GLASS STOP BRACKET	25	55
708331	DOOR GLASS STOP	25	63
708500	BACKLIGHT GLASS	25	76
708521	TRUNK LIC LOCK ASSEMBLY	25	76
708539	FRONT TREAD PLATE	25	80
708550	CAPPING TONNEAU SIDE TORCOF L.H.	25	76
708551	CAPPING TONNEAU SIDE TO ROOF R.H.	25	87
708656	LISTING RAIL NO.1.	25	83
708657	LISTING RAIL NO.2.	25	83
708658	LISTING RAIL NO.3.	25	83
708659	LISTING RAIL NO.4.	25	83
708660	LISTING RAIL NO.5.	25	83
708692	WEATHERSTRIP	25	63
708693	WEATHERSTRIP	25	63
708739	GUSSET L.H.	25	50
708740	GUSSET R.H.	25	50
708771	GLASS *D* LIGHT	25	63
708817	FRONT DOOR GLASS L.H.	25	59
708818	FRONT DOOR GLASS R.H.	25	59
708825	REAR DOOR GLASS AND REGULATOR CHANNEL RH	25	63
708907	DOOR SEAL	25	58
708908	DOOR SEAL	25	58
709031	REAR PARCEL SHELF TRIM PANEL ASSEMBLY(BLACK)	25	83
709037	REAR PARCEL SHELF TRIM-PANEL ASSY SHADOW BLUE	25	83
709038	REAR PARCEL SHELF TRIM PANEL ASSY(GREY)	25	83
709158	TUBE BLOWER TO DASH	25	73
709235	OUTER RELEASE CABLE	25	53
709240	INNER RELEASE CABLE	25	53
709254	TRUNK LIC SEAL	25	70
709318	STIFFENER ANTI-DRUM	25	62
709331	STIFFENER ANTI-DRUM	25	56
709374	PANEL ASSEMBLY L.H.	25	49
709404	REAR TREAD PLATE L.H.	25	49
709405	REAR TREAD PLATE R.H.	25	49
709541	AIR OUTLET DUCT	25	87
709754	DEMISTER OUTLET GRILLE	25	69
709852	FRONT DOOR SEAL	25	61
709853	DOOR SEAL REAR DOOR	25	62
709854	DOOR SEAL REAR DOOR	25	62
709855	SEAL DOOR	25	57
710600	STANCHION ASSEMBLY L.H.	25	63

PART NUMBER	DESCRIPTION	REF. NO.
710601	STANCHION ASSEMBLY R.H.	25 63
710769	SUN VISOR R.H.S.	25 66
710779	SUN VISOR L.H.S.	25 66
710789	SUN VISOR LESS MIRROR	25 66
710961	TRIM ROLL L.H.S.	25 72
710971	TRIM ROLL L.H.S.	25 72
712569	GLASS	25 55
712775	SQUAB SUPPORT BOARD L.H.	26 06
712776	SQUAB SUPPORT BOARD R.H.	26 06
712919	KNOB SWITCH	25 42
715000	MOULDING	25 70
715001	CONTROL ESCUTCHEON	25 70
715035	HEATER HCSE	25 74
715565	*B*POST LOWER L.H.	25 50
715566	*B*POST LOWER R.H.	25 50
715681	STEERING COLUMN SUPPORT R.H.S.	25 66
715698	PANEL REAR VALANCE INNER	25 49
715703	ANGLE REAR QUARTER TRIM BOARD ATTACHMENT	25 49
715723	PANEL REAR DOOR OUTER L.H.	25 62
715724	PANEL REAR DOOR OUTER R.H.	25 62
715727	CROSSMEMBER REAR SEAT PAN	25 49
715783	CROSSMEMBER FRONT MAIN FLOOR	25 48
715803	PANEL REAR QUARTER INNER L.H.	25 50
715804	PANEL REAR QUARTER INNER R.H.	25 50
715835	PLATE WASHER	25 70
715836	BRACKET	26 05
715839	TIE BAR AND CATCH	26 05
715843	SQUAB SUPPORT BOARD L.H.	26 06
715844	SQUAB SUPPORT BOARD R.H.	26 06
715851	BEZEL RELEASE LEVER	26 06
715866	SIDE MEMBER MAIN FLOOR	25 48
715868	SIDE MEMBER MAIN FLOOR L.H.	25 48
716031	TOOL BAG	25 22
716161	ARMREST L.H.(BLACK)	26 01
716163	ARMREST L.H.(NEW TAN)	26 01
716167	ARMREST L.H.(SHADOW BLUE)	26 01
716168	ARMREST L.H.(GREY)	26 01
716171	ARMREST R.H.(BLACK)	26 01
716173	ARMREST R.H.(NEW TAN)	26 01
716178	ARMREST R.H.(GREY)	26 01
716221	HEATED BACKLIGHT	25 76
716243	RECLINING MECHANISM L.H.	26 08
716244	RECLINING MECHANISM R.H.	26 08
716249	SEAT HARNESS BUCKLE	26 22
716823	REINFORCEMENT OUTER REAR CROSSMEMBER L.H.	25 49
716824	REINFORCEMENT OUTER REAR CROSSMEMBER R.H.	25 49
716896	ANGLE REAR SQUAB SIDE SUPPORT L.H.	25 49
716987	ANGLE REAR SQUAB SIDE SUPPORT R.H.	25 49
717105	ADJUSTING HANDLE	26 09
717582	REINFORCEMENT WHEELARCH TO CROSS-MEMBER L.H	25 49
717583	REINFORCEMENT WHEELARCH TO CROSSMEMBER R.H.	25 49
717594	BONNET SEAL R.H.S.	25 53
717595	BONNET SEAL L.H.S.	25 53
717980	SEAT HARNESS BUCKLE	26 19
718010	PANEL UPPER MUDSHIELD L.H.	25 47
718011	PANEL UPPER MUDSHIELD R.H.	25 47

PART NUMBER	DESCRIPTION	REF.NO.
718014	FRONT DOOR SEAL L.H.WAIST OUTER	25 54
718015	FRONT DOOR SEAL R.H.WAIST OUTER	25 54
718120	REMOTE CONTROL HANDLE	25 56
718364	REMOTE CONTROL LINK L.H.	25 60
718365	REMOTE CONTROL LINK R.H.	25 60
718757	WINDOW REGULATOR ASSEMBLY L.H.	25 56
718758	WINDOW REGULATOR ASSEMBLY R.H.	25 56
718775	REMOTE CONTROL LINK L.H.	25 64
718776	REMOTE CONTROL LINK R.H.	25 64
719010	STRIKER DOOR LOCK	25 56
719440	FACE LEVEL VENT	25 70
719534	TRUNK LIC MOULDING LOWER L.H.	25 87
719535	TRUNK LIC MOULDING LOWER R.H.	25 87
719622	DOOR PRIVATE LOCK L.H.	25 57
719623	DOOR PRIVATE LOCK R.H.	25 57
719914	SAFETY HARNESS(BRITAX)	26 19
719915	SEAT SAFETY BELT	26 19
719916	SEAT SAFETY BELT	26 22
719944	SAFETY HARNESS KIT (KANGOL)REEL TYPE	25 81
719946	SEAT BELT	25 81
720094	WINDSCREEN WASHER	25 35
720428	MOULDING TONNEAU SIDE LH	25 79
720429	MOULDING TONNEAU SIDE RH	25 79
720441	MOULDING REAR DOOR LH	25 80
720442	MOULDING REAR DOOR RH	25 80
720463	MOULDING FRONT SIDE LH	25 80
720464	MOULDING FRONT SIDE RH	25 80
720465	REMOTE CONTROL LINK R.H.	25 56
720466	REMOTE CONTROL LINK R.H.	25 56
720467	REAR DOOR BELLCRANK LEVER	25 64
720468	LINK BELLCRANK LEVER TO SILL L.H.	25 64
720469	LINK BELLCRANK LEVER TO SILL R.H.	25 64
720471	LINK BELLCRANK LEVER TO LOCK L.H.	25 64
720472	LINK BELLCRANK LEVER TO LOCK RCH.	25 64
720489	MOULDING FRONT DOOR LH	25 79
720490	MOULDING FRONT DOOR RH	25 79
720649	TUBE PARCEL TRAY REINFORCEMENT	25 64
720730	KNOB SWITCH	25 42
720801	FRONT SEAT CUSHION COVER ASSEMBLY(BLACK)	26 06
720803	FRONT SEAT CUSHION COVER ASSY (NEW TAN)	26 06
720807	FRONT SEAT CUSHION COVER ASSY(SHADOW BLUE)	26 06
720808	FRONT SEAT CUSHION COVER ASSY(GRE)	26 06
720831	COVER REAR SEAT SQUAB(BLACK)	26 14
720833	COVER REAR SEAT SQUAB(NEW TAN)	26 14
720837	COVER REAR SEAT SQUAB(SHADOW BLUE)	26 14
720838	COVER REAR SEAT(GREY)	26 14
720861	COVER REAR SEAT CUSHION (BLACK)	26 14
720863	COVER REAR SEAT CUSHION (NEW TAN)	26 14
720867	COVER REAR SEAT CUSHION(SHADOW BLUE)	26 14
720868	COVER REAR SEAT CUSHION(GREY)	26 14
720989	CARPET HEEL MAT	25 84
721155	MOULDING TRUNK LIM UPPER	25 87
721156	MOULDING TAIL LAMP SURROUND L.H.	25 87
721157	MOULDING TAIL LAMP SURROUND R.H.	25 87
721168	BUMPER JOINT WASHER	25 78
721213	REAR PARCEL SHELF TRIM PANEL ASS(NEW TAN)	25 83

PART NUMBER	DESCRIPTION	REF.	NO.
721400	FINISHER NACELLE TO PARCEL TRAY	25	73
721405	FRONT DOOR GLASS AND REGULATOR CHANNEL ASS LH	25	55
721406	FRONT DOOR GLASS AND REGULATOR CHANNEL ASS RH	25	55
721429	HEADLINING ASSEMBLY	25	83
721461	CUSHION COVER (BLACK)	26	18
721463	CUSHION COVER (NEW TAN)	26	18
721467	CUSHION COVER (SHADOW BLUE)	26	18
721468	CUSHION COVER (GREY)	26	18
721493	FRONT WING BADGE	25	73
722382 1	SEAT SLICE ASSEMBLY	26	10
722382 2	SEAT SLICE ASSEMBLY	26	10
722383 1	SEAT SLICE ASSEMBLY	26	10
722383 2	SEAT SLICE ASSEMBLY	26	10
722501	SQUAB COVER (BLACK)	26	13
722503	SQUAB COVER (NEW TAN)	26	13
722507	SQUAB COVER (SHADOW	26	13
722508	SQUAB COVER (GREY)	26	13
722541	SQUAB COVER ASSEMBLY L.H.(BLACK)	26	06
722543	SQUAB COVER ASSEMBLY L.H.(NEW TAN)	26	06
722547	SQUAB COVER ASSEMBLY L.H.(SHADOW BLUE)	26	06
722548	SQUAB COVER ASSY LH(GREY)	26	06
722571	SQUAB COVER ASSEMBLY R.H.(BLACK)	26	06
722573	SQUAB COVER ASSEMBLY R.H.(NEW TAN)	26	06
722577	SQUAB COVER ASSEMBLY R.H.(SHADOW BLUE)	26	06
722578	SQUAB COVER ASSEMBLY R.H.(GREY)	26	06
722651	LINK ASSEMBLY LOCK TO DOOR HANDLE L.H.	25	55
722652	LINK ASSEMBLY LOCK TO DOOR HANDLE L.H.	25	55
722657	LINK ASSEMBLY LOCK TO DOOR HANDLE L.H.	25	64
722658	LINK ASSEMBLY LOCK DOOR HANDLE R.H.	25	64
722673	OUTSIDE DOOR HANDLE L.H.	25	57
722674	OUTSIDE DOOR HANDLE R.H.	25	57
722681	INSULATION PAD GEAR BOX COVER CENTRE	25	82
722682	INSULATION PAD DASH UPPER L.H.R.H.S.	25	82
722683	INSULATION PAD DASH LOWER L.H. R.H.S.	25	82
722686	INSULATION PAD DASH UPPER R.H. L.H.S.	25	82
722687	INSULATION PAD DASH UPPER R	25	82
722741	DOOR ARMREST ASSEMBLY L.H. (BLACK)	25	57
722743	DOOR ARMREST ASSEMBLY L.H.(NEW TAN)	25	57
722747	DOOR ARMREST ASSEMBLY L.H.(SHADOW BLUE)	25	57
722748	DOOR ARMREST ASSEMBLY L.H.(GREY)	25	57
722751	DOOR ARMREST ASSEMBLY R.H.(BLACK)	25	57
722753	DOOR ARMREST ASSEMBLY R.H. (NEW TAN)	25	57
722757	DOOR ARMREST ASSEMBLY R.H.(SHADOW BLUE)	25	57
722758	DOOR ARMREST ASSEMBLY R.H.(GREY)	25	57
722771	HEELBOARD CARPET L.H.(BLACK)	26	01
722773	HEELBOARD CARPET L.H.(NEW TAN)	26	01
722777	HEELBOARD CARPET L.H.(SHADOW BLUE)	26	01
722781	HEELBOARD CARPET R.H.(BLACK)	26	01
722783	HEELBOARD CARPET R.H.(NEW TAN)	26	01
722787	HEELBOARD CARPET R.H.(SHADOW BLUE)	26	01
723140	MATCHED VENEERED FACING SET R.H.S.	25	70
723141	MATCHED VENEERED FACING SET L.H.S.	25	70
723142	FACING DRIVERS SIDE R.H.S.	25	70
723143	FACING DRIVERS S&DE L.H.S.	25	70
723290	CLIP	25	57
723293	WATER CURTAIN DOOR L.H.	25	57

PART NUMBER	DESCRIPTION	REF. NO.
723294	WATER CURTAIN DOOR R.H.	25 57
723340	WATER CURTAIN DOOR L.H.	25 57
723341	WATER CURTAIN DOOR R.H.	25 57
723342	WATER CURTAIN DOOR L.H.	25 65
723343	WATER CURTAIN DOOR R.H.	25 65
723405	TUBE LOWER SUPPORT L.H.S.	25 73
723406	TUBE LOWER SUPPORT R.H.S.	25 73
724050	MATCHED VENEER FACING SET R.H.S.	25 70
724051	MATCHED VENEER FACING SET L.H.S.	25 70
724052	FACING DRIVERS SIDE R.H.S.	25 70
724053	FACING DRIVERS SIDE L.H.S.	25 70
724056	T/C BADGE TRUNK LID	25 76
724129	COLUMN SUPPORT L.H.S.	25 73
724130	COLUMN SUPPORT R.H.S.	25 73
724265	COVER SEAT BELT	25 81
724421	CUSHION COVER (BLACK)	26 09
724423	CUSHION COVER (NEW TAN)	26 09
724427	CUSHION COVER (SHADOW BLUE)	26 09
724428	CUSHION COVER (GREY)	26 09
724451	SQUAB COVER (BLACK)	26 09
724453	SQUAB COVER (NEW TAN)	26 09
724457	SQUAB COVER (SHADOW BLUE)	26 09
724458	SQUAB COVER (GREY)	26 09
724991	PARCEL SHELF PANEL (BLACK)	25 83
724993	PARCEL SHELF PANEL (NEW TAN)	25 83
724997	PARCEL SHELF PANEL (SHADOW BLUE)	25 83
724998	PARCEL SHELF PANEL (GREY)	25 83
725330	TREAD PLATE	25 79
725525	FRONT WING BEDGE	25 79
725531	SILL LINK L.H.	25 57
725532	SILL LINK R.H.	25 57
725566	TORSION BAR	26 08
725600	KNOB (CONTROL LEVER)	25 74
725611	HANDBRAKE GAUNTLET (BLACK)	26 01
725613	HANDBRAKE GAUNTLET (NEW TAN)	26 01
725617	HANDBRAKE GAUNTLET (SHADOW BLUE)	26 01
725638	MOUNTING SPRING L.H.	25 78
725639	MOUNTING SPRING R.H.	25 78
725672	MILLBOARD COVER	25 72
725701	GEARLEVER GAUNTLET (BLACK)	25 84
725703	GEARLEVER GAUNTLET (NEW TAN)	25 84
725707	GEARLEVER GAUNTLET (SHADOW BLUE)	25 84
725730	MIRROR STEM	25 67
725793	TOOL BAG	25 22
725804	BUMPER BOLT	25 78
728663	L.H. SQUAB COVER (CHESTNUT)	26 06
728693	R.H. SQUAB COVER (CHESTNUT)	26 06
728723	SQUAB COVER (CHESTNUT)	26 13
728753	CUSHION COVER (CHESTNUT)	26 06
728943	REAR SEAT SQUAB COVER (CHESTNUT)	26 14
729033	REAR SEAT CUSHION COVER (CHESTNUT)	26 14
729063	REAR SEAT CUSHION COVER (CHESTNUT)	26 18
729143	ARMREST LH (CHESTNUT)	25 57
729153	ARMREST R.H. (CHESTNUT)	25 57
729163	HANDBRAKE GAUNTLET (CHESTNUT)	26 01
729183	ARMREST L.H. (CHESTNUT)	26 01

PART NUMBER	DESCRIPTION	REF.	NO.
729193	ARMREST R.H.(CHESTNUT)	26	01
729203	PARCEL SHELF TRIM PANEL (CHESTNUT)	25	83
730293	CUSHION COVER (CHESTNUT)	26	09
730323	SQUAB COVER (CHESTNUT)	26	09
730500	REMOTE CONTROL HANDLE	25	56
808356	CHANNEL CRIP MOULDING LH	25	50
808357	CHANNEL CRIP MOULDING R.H.	25	50
808671	WEATHERSTRIP BACKLIGHT	25	76
808726	INNER SILL ASSEMBLY L.H.	25	48
808727	INNER SILL ASSEMBLY R.H.	25	48
808934	CANTRAIL ASSEMBLY L.H.	25	59
808935	CANTRAIL ASSEMBLY R.H.	25	59
808940	*A*POST OUTER LOWER L.H.	25	50
808941	*A*POST OUTER LOWER R.H.	25	50
808949	GLASS FRCNT DOOR	25	59
808955	GLASS REAR DOOR	25	63
808956	WEATHERSTRIP L.H.	25	55
808957	WEATHERSTRIP R.H.	25	55
809130	HINGE TRUNK LID L.H.	25	76
809131	HINGE TRUNK LID R.H.	25	76
809263	INSULATION PAD REAR WHEELARCH R.H.	25	82
809361	COVER *A*POST L.H.	25	66
809371	COVER *A*POST R.H.	25	66
809431	INSULATION PAD REAR WHEELARCH L.H.	25	82
809435	ANGLE FACIA TO FRONT DECK L.H.S.	25	59
809436	ANGLE FACIA TO FRONT DECL R.H.S.	25	59
809465	SEAL AIR INLET	25	74
809467	SEAL DEMISTER OUTLET	25	74
809476	TONNEAU SIDE	25	59
809477	TONNEAU SIDE	25	59
809661	VENTILATION TRIM PANEL ASSY.(BLACK)	25	83
809667	VENTILATION TRIM PANEL ASSEMBLY(SHADOW BLUE)	25	83
809668	VENTILATION TRIM PANEL ASSY.(GREY)	25	83
809695	PAD CUSHION	26	18
810301	VENTILATOR ASSY LH	25	55
810302	VENTILATOR ASSY RH	25	55
811312	PANEL SILL OUTER L.H.	25	50
811313	PANEL SILL OUTER R.H.	25	50
811403	CUSHION PAD	26	06
812791	*BC*POST TRIM PAD L.H.(BLACK)	25	84
812797	*BC*POST TRIM PAD L.H.(SHADOW BLUE)	25	84
812798	*BC*POST TRIM PAD L.H.(GREY)	25	84
812801	*BC*POST TRIM PAD R.H.(BLACK)	25	84
812807	*BC*POST TRIM PAD R.H.(SHADOW BLUE)	25	84
812808	*BC*POST TRIM PAD R.H.(GREY)	25	84
813914	Q4ARTER GLASS	25	76
814529	FRONT PANEL ASSEMBLY	25	47
814625	RAIL FACIA SUPPORT R.H.S.	25	69
814626	RAIL FACIA SUPPORT L.H.S.	25	69
814633	PANEL REINFORCEMENT L.H.	25	47
814634	PANEL REINFORCEMENT R.H.	25	47
814635	PANEL *A*POST INNER LOWER R.H.	25	47
814636	PANEL *A*POST INNER LOWER R.H.	25	47
814743	REAR SEAT PAN ASSEMBLY	25	49
814745	PANEL FRCNT DOOR OUTER L.H.	25	58
814746	PANEL FRCNT DOOR OUTER R.H.	25	58

PART NUMBER	DESCRIPTION	REF. NO.
814747	OUTER PANEL L.H.DOOR	25 54
814748	OUTER PANEL R.H.	25 54
814753	PANEL CLOSING R.H.S.	25 47
814754	PANEL CLOSING L.H.S.	25 47
814841	DOOR ASSEMBLY L.H.	25 58
814842	DOOR ASSEMBLY R.H.	25 58
814845	REAR DOOR ASSEMBLY L.H.	25 62
814846	REAR DOOR ASSEMBLY R.H.	25 62
814853	FRONT DOOR ASSEMBLY L.H.	25 54
814854	FRONT DOOR ASSEMBLY R.H.	25 54
815141	REAR DOOR TRIM PAD L.H. BLACK	25 65
815143	REAR DOOR TRIM PAD L.H. (NEW TAN)	25 65
815147	REAR DOOR TRIM PAD L.H. (SHADOW BLUE)	25 65
815148	REAR DOOR TRIM PAD L.H. (GREY)	25 65
815151	REAR DOOR TRIM PAD R.H. (BLACK)	25 65
815153	REAR DOOR TRIM PAD R.H. (NEW TAN)	25 65
815157	REAR DOOR TRIM PAD R.H. (SHADOW BLUE)	25 65
815158	REAR DOOR TRIM PAD R.H. (GREY)	25 65
815161	TRIM PAD L.H. (BLACK)	25 57
815163	TRIM PAD L.H. (NEW TAN)	25 57
815167	TRIM PAD L.H. (SHADOW BLUE)	25 57
815168	TRIM PAD L.H. (GREY)	25 57
815171	TRIM PAD R.H. (BLACK)	25 57
815173	TRIM PAD R.H. (NEW TAN)	25 57
815177	TRIM PAD R.H. (SHADOW BLUE)	25 57
815178	TRIM PAD R.H. (GREY)	25 57
815181	FRONT DOOR TRIM PAD L.H. (BLACK)	25 61
815183	FRONT DOOR TRIM PAD L.H. (NEW TAN)	25 61
815187	FRONT DOOR TRIM PAD L.H. (SHADOW BLUE)	25 61
815188	FRONT DOOR TRIM PAD R.H. (GREY)	25 61
815191	FRONT DOOR TRIM PAD R.H. (BLACK)	25 61
815193	FRONT DOOR TRIM PAD R.H. (NEW TAN)	25 61
815197	FRONT DOOR TRIM PAD R.H. (SHADOW BLUE)	25 61
815198	FRONT DOOR TRIM PAD R.H. (GREY)	25 61
815201	TRIM PAD L.H. (BLACK)	26 01
815203	TRIM PAD L.H. (NEW TAN)	26 01
815207	TRIM PAD L.H. (SHADOW BLUE)	26 01
815208	TRIM PAD L.H. (GREY)	26 01
815211	TRIM PAD R.H. (BLACK)	26 01
815213	TRIM PAD R.H. (NEW TAN)	26 01
815217	TRIM PAD R.H. (SHADOW BLUE)	26 01
815218	TRIM PAD R.H. (GREY)	26 01
815260 1	SEAT SLIDE ASSEMBLY	26 04
815260 2	SEAT SLICE ASSEMBLY	26 04
815267	RADIATOR SUPPORT	25 47
815801	REINFORCEMENT OUTER REAR SEAT PAN L.H.	25 49
815802	REINFORCEMENT OUTER REAR SEAT PAN R.H.	25 49
816414	GLASS FRONT DOOR	25 55
816595	CHANNEL DRAIN REAR WING L.H.	25 50
816596	CHANNEL DRAIN REAR WING R.H.	25 50
816700	RUBBER STRAP	26 05
816804	RUBBER STRAP	26 05
816805	RUBBER STRAP	26 05
816900	RUBBER STRAP	26 05
817445	STIFFENER ANTI-DRUM REAR QUARTER PANEL L.H.	25 50
817446	STIFFENER ANTI-DRUM REAR QUARTER PANEL R.H.	25 50

PART NUMBER	DESCRIPTION	REF. NO.
817448	BRACKET REAR SUSPENSION MOUNTING L.H.	25 49
817449	BRACKET REAR SUSPENSION MOUNTING R.H.	25 49
817714	WINDOW REGULATOR L.H.	25 60
817715	WINDOW REGULATOR R.H.	25 60
817716	REAR DOOR REGULATOR L.H.	25 64
817717	REAR DOOR REGULATOR	25 64
818094	SEAL GEARBOX COVER	25 48
818398	SEAT CUSHION PAD	26 06
818981	PANEL HEADLAMP SURROUND L.H.	25 47
818982	PANEL HEADLAMP SURROUND R.H.	25 47
818983	PANEL MUDSHIELD L.H.	25 47
818984	PANEL MUDSHIELD R.H.	25 47
819031	PAD TOP ROLL REAR SEAT SQUAB	26 14
819059	PAD LOWER REAR SEAT SQUAB	26 14
819060	PAD REAR SEAT CUSHION	26 14
819110	LUGGAGE FLOOR BOARD	26 03
819131	LUGGAGE FLOOR MAT	26 03
819193	VENTILATION TRIM PANEL ASSEMBLY(NEW TAN)	25 83
819203	B/C POST TRIM L.H.(NEW TAN)	25 84
819213	B/C POST TRIM R.H.(NEW TAN)	25 84
819270	BLOWER ASSEMBLY R.H.S.	25 75
819271	BLOWER ASSEMBLY L.H.S.	25 75
819306	INSULATION PAD	25 82
819311	PARCEL TRAY ASSEMBLY RHS	25 72
819321	PARCEL TRAY ASSEMBLY LHS	25 72
819516	SIDE ROLL L.H.	26 06
819517	SIDE ROLL R.H.	26 06
819883	CUSHION PAD	26 09
819885	SIDE ROLL L.H.	26 09
819886	SIDE ROLL R.H.	26 09
820931	FINISHER STEERING WHEEL	24 78
820950	MOULDING REAR ROOF L.H.	25 87
820951	MOULDING REAR ROOF R.H.	25 87
821006	E.B.V.PANEL L.H.	25 47
821007	E.B.V.PANEL R.H.	25 47
821150	MOUNTING SPRING L.H.	25 77
821151	MOUNTING SPRING R.H.	25 77
821209	MUD SHIELD L.H.	25 47
821210	MUD SHIELD R.H.	25 47
821407	CANTRAIL ASSEMBLY	25 50
822776	WINDOW REGULATOR L.H.	25 56
822777	WINDOW REGULATOR R.H.	25 56
822876	WINDOW REGULATOR L.H.	25 64
822877	WINDOW REGULATOR R.H.	25 64
822878	WINDOW REGULATOR L.H.	25 60
822879	WINDOW REGULATOR R.H.	25 60
823213	LOCKSET R.H.S.	26 27
823214	LOCKSET L.H.S.	26 27
823513	TRIM PAD L.H.(CHESTNUT)	25 57
823523	TRIM PAD R.H.(CHESTNUT)	25 57
823543	TRIM PAD DOOR	25 61
823573	TRIM PAD L H (CHESTNUT)	25 61
823583	TRIM PAD R H (CHESTNUT)	25 61
823653	TRIM PAD L H (CHESTNUT)	25 65
823663	TRIM PAD R.H. (CHESTNUT)	25 65
823693	TRIM PAD L H (CHESTNUT)	25 65

PART NUMBER	DESCRIPTION	REF.	NO.
823703	TRIM PAD R.H.(CHESTNUT)	25	65
823793	TRIM PAD L.H.(CHESTNUT)	26	01
823803	TRIM PAD R.H.(CHESTNUT)	26	01
823813	B/C POST TRIM PAD L.H. (CHESTNUT)	25	84
823823	B/C POST TRIM PAD R.H.(CHESTNUT)	25	84
903866	PANEL L.F.	25	59
903867	PANEL R.F.	25	59
903868	REAR VALANCE PANEL	25	49
903885	WHEELARCH REAR OUTER L.H.	25	49
903886	WHEELARCH REAR OUTER R.H.	25	49
903896	PANEL BACKLIGHT APERTURE UPPER	25	49
903912	PANEL BACKLIGHT APERTURE LOWER	25	49
903929	PANEL SILL REINFORCEMENT L.H.	25	50
903930	PANEL SILL REINFORCEMENT R.H.	25	50
903931	PANEL L.F.	25	59
903932	PANEL R.F.	25	59
904002	PANEL L.F.	25	59
904003	PANEL R.F.	25	59
904007	PANEL L.F.	25	49
904008	PANEL R.F.	25	49
904073	'A'POST L.H.	25	50
904074	'A'POST R.H.	25	50
904102	PANEL L.F.	25	59
904103	PANEL R.F.	25	59
904111	WEATHERSTRIP WINDSCREEN	25	66
904341	BACKLIGHT SURROUND FINISHER(BLACK)	25	83
904347	BACKLIGHT SURROUND FINISHER(SHADOW BLUE)	25	83
904348	BACKLIGHT SURROUND FINISHER(GREY)	25	83
905675	INSULATION PAD ROOF CENTRE	25	83
905676	INSULATION PAD ROOF SIDE	25	83
906708	WINDSCREEN GLASS	25	66
908366	MAIN FLOOR ASSEMBLY	25	48
908604	CLIP	25	59
908626	CROSSMEMBER	25	48
909190	SPRING CASE	26	14
909191	SPRING CASE	26	18
909201	FRONT DECK AND SCREEN SURROUND PANEL R.H.S.	25	50
909202	FRONT DECK AND SCREEN SURROUND PANEL L.H.S.	25	50
909207	WEATHERSTRIP QUARTER-LIGHT L.H.	25	76
909208	WEATHERSTRIP QUARTER-LIGHT R.H.	25	76
909345	SPRING CASE REAR SEAT SQUAB	26	14
909389	REAR PARCEL SHELF AND SQUAB SUPPORT	25	49
909558	CANTRAIL ASSEMBLY R.H.	25	50
909677	DASH FRONT ASSEMBLY RHS	25	50
909678	DASH FRONT ASSEMBLY LHS	25	50
909680	GLOVEBOX LID VENEERED	25	70
909681	MATCHED VENEER FACING SET R.H.S.	25	70
909682	MATCHED VENEER FACING SET L.H.S.	25	70
909683	MATCHED VENEER FACING SET R.H.S.	25	70
909684	MATCHED VENEER FACING SET	25	70
909685	FACING PASSENGERS SIDE R.H.S.	25	70
909686	FACING PASSENGERS SIDE L.H.S.	25	70
909687	FACING DRIVERS SIDE R.H.S.	25	70
909688	FACING DRIVERS SIDE L.H.S.	25	70
909689	FACING DRIVERS SIDE R.H.S.	25	70
909690	FACING DRIVERS SIDE L.H.S.	25	70

PART NUMBER	DESCRIPTION	REF.	NO.
909695	PANEL 'D'POST LOWER L.H.	25	59
909696	PANEL 'D'POST LOWER R.H.	25	59
909741	FACIA PANEL ASSEMBLY R.H.S.	25	69
909751	FACIA PANEL ASSEMBLY L.H.S.	25	69
909787	'BC'POST L.H.	25	59
909788	'BC'POST R.H.	25	59
910048	WHEELARCH REAR INNER L.H.	25	49
910049	WHEELARCH REAR INNER R.H.	25	49
910050	LUGGAGE FLOOR PANEL	25	49
910075	PANEL CROSSMEMBER REAR SEAT PAN	25	49
910754	PANEL FILLER END REAR WING L.H.	25	50
910755	PANEL FILLER END REAR WING R.H.	25	50
910989	UPPER STEERING COLUMN NACELLE R.H.S.	25	73
910990	UPPER STEERING COLUMN NACELLE L.H.S.	25	73
910991	LOWER STEERING COLUMN NACELLE RHS	25	73
910992	LOWER STEERING COLUMN NACELLE L.H.S.	25	73
911193	PAD FRONT SEAT	26	06
911205	BONNET ASSEMBLY	25	53
911257	REAR PARCEL SHELF AND SQUAB SUPPORT	25	49
911539	WINDSCREEN GLASS	25	66
911540	GEARBOX COVER	25	75
912181	DOOR LOCK L.H.	25	56
912182	DOOR LOCK R.H.	25	56
912183	REAR DOOR LOCK L.H.	25	64
912184	REAR DOOR LOCK R.H.	25	64
912281	TRUNK LIC ASSEMBLY	25	76
912491	FRONT SEAT ASSEMBLY L.H.(BLACK)	26	04
912493	FRONT SEAT ASSEMBLY L.H.(NEW TAN)	26	04
912497	FRONT SEAT ASSEMBLY L.H.(SHADOW BLUE)	26	04
912498	FRONT SEAT ASSEMBLY L.H.(GREY)	26	04
912501	FRONT SEAT ASSEMBLY R.H.(BLACK)	26	04
912503	FRONT SEAT ASSEMBLY R.H.(NEW TAN)	26	04
912507	FRONT SEAT ASSEMBLY R.H.(SHADOW BLUE)	26	04
912508	FRONT SEAT ASSEMBLY R.H.(GREY)	26	04
912551	FRONT SEAT FRAME L.H.	26	05
912552	FRONT SEAT FRAME R.H.	26	05
912741	REAR SEAT CUSHION ASSEMBLY (BLACK)	25	75
912743	REAR SEAT CUSHION ASSEMBLY (NEW TAN)	25	75
912747	REAR SEAT CUSHION ASSEMBLY (SHADOW BLUE)	25	75
912748	REAR SEAT CUSHION ASSEMBLY (GREY)	25	75
912771	REAR SEAT CUSHION ASSEMBLY (BLACK)	26	17
912773	REAR SEAT CUSHION ASSEMBLY (NEW TAN)	26	17
912777	REAR SEAT CUSHION ASSEMBLY (SHADOW BLUE)	26	17
912778	REAR SEAT CUSHION (GREY)	26	17
912920	SEAT FRAME ASSEMBLY	26	11
912941	FRONT SEAT ASSEMBLY (BLACK)	26	10
912947	FRONT SEAT ASSEMBLY (NEW TAN)	26	10
912948	FRONT SEAT ASSEMBLY (SHADOW BLUE)	26	10
912975	SQUAB PAD FRONT SEAT	26	13
912903	REAR SEAT CUSHION ASSEMBLY (CHESTNUT)	25	75
913031	REAR SEAT SQUAB ASSMBLY (BLACK)	25	75
913033	REAR SEAT SQUAB ASSY. (NEW TAN)	25	75
913037	REAR SEAT SQUAB ASSY. (SHADOW BLUE)	25	75
913038	REAR SEAT ASSEMBLY (GREY)	25	75
913381	SIDE BOARD L.H.	26	03
913391	SIDE BOARD R.H.	26	03

PART NUMBER	DESCRIPTION	REF. NO.
913451	SILL CARPET L.H. (BLACK)	26 01
913453	SILL CARPET L.H.(NEW TAN)	26 01
913457	SILL CARPET L.H.(SHADOW BLUE)	26 01
913461	SILL CARPET R.H.(BLACK)	26 01
913463	SILL CARPET R.H.(NEW TAN)	26 01
913467	SILL CARPET R.H.(SHADOW BLUE)	26 01
913471	SILL CARPET L.H.(BLACK)	26 01
913473	SILL CARPET L.H.(NEW TAN)	26 01
913477	SILL CARPET L.H.(SHADOW BLUE)	26 01
913481	SILL CARPET R.H.(BLACK)	26 01
913483	SILL CARPET R.H.(NEW TAN)	26 01
913487	SILL CARPET R.H.(SHADOW BLUE)	26 01
913511	FRONTAL L.H.GRILLE — HAVE PASSENGER SIDE	25 52
913512	FRONTAL R.H.GRILLE	25 52
913523	BACKLIGHT SURROUND FINISHER LOWER(NEW TAN)	25 83
913532	SEAL OUTLET HOSE	25 74
913534	HEATER BCX	25 74
914751	FRONT FLOOR CARPET L.H. R.H.S.(BLACK)	25 84
914753	FRONT FLOOR CARPET L.H. R.H.S.(NEW TAN)	25 84
914757	FRONT FLOOR CARPET L.H. R.H.S.(SHADOW BLUE)	25 84
914761	FRONT FLOOR CARPET R.H. R.H.S.(BLACK)	25 84
914763	FRONT FLOOR CARPET R.H. R.H.S.(NEW TAN)	25 84
914767	FRONT FLOOR CARPET R.H. R.H.S.(SHADOW BLUE)	25 84
914781	FRONT FLOOR CARPET L.H. L.H.S.(BLACK)	25 84
914783	FRONT FLOOR CARPET L.H. L.H.S.(NEW TAN)	25 84
914787	FRONT FLOOR CARPET L.H. L.H.S.(SHADOW BLUE)	25 84
914811	FRONT FLOOR CARPET R.H. L.H.S.(BLACK)	25 84
914813	FRONT FLOOR CARPET R.H. L.H.S.(NEW TAN)	25 84
914817	FRONT FLOOR CARPET R.H. L.H.S.(SHADOW BLUE)	25 84
914821	REAR FLOOR CARPET(BLACK)	26 01
914823	REAR FLOOR CARPET(NEW TAN)	26 01
914827	REAR FLOOR CARPET(SHADOW BLUE)	26 01
914901	GEARBOX COVER CARPET(BLACK)	25 84
914903	GEARBOX COVER CARPET(NEW TAN)	25 84
914907	GEARBOX COVER CARPET(SHADOW BLUE)	25 84
915261	GEARBOX CARPET(BLACK)	25 84
915263	GEARBOX CARPET(NEW TAN)	25 84
915267	GEARBOX CARPET(SHADOW BLUE)	25 84
915371	SEAT FRAME L.H.	26 08
915372	SEAT FRAME R.H.	26 08
915386	TORSION BAR	26 08
916171	FRONT SEAT ASSEMBLY L.H.(BLACK)	26 07
916173	FRONT SEAT ASSEMBLY L.H.(NEW TAN)	26 07
916177	FRONT SEAT ASSEMBLY L.H.(SHADOW BLUE)	26 07
916178	FRONT SEAT ASSEMBLY L.H.(GREY)	26 07
916181	FRONT SEAT ASSEMBLY R.H.(BLACK)	26 07
916183	FRONT SEAT ASSEMBLY R.H.(NEW TAN)	26 07
916187	FRONT SEAT ASSEMBLY R.H.(SHADOW BLUE)	26 07
916188	FRONT SEAT ASSEMBLY R.H.(GREY)	26 07
916554	PANEL ROCF SIDE L.H.	25 49
916555	PANEL ROCF SIDE R.H.	25 49
917152	SPRING CASE	26 14
917360	FRONT BUMPER ASSEMBLY	25 77
917361	REAR BUMPER ASSEMBLY	25 78
917583	SPRING CASE	26 18
917655	FRONT BUMPER BAR	25 77

PART NUMBER	DESCRIPTION	REF. NO.
917658	CENTRE BAR	25 78
917659	CORNER BAR L.H.	25 78
917660	CORNER BAR R.H.	25 78
917856	SPRING CASE	26 14
921633	FRONT L.F. SEAT (CHESTNUT)	26 04
921643	FRONT R.F. SEAT (CHESTNUT)	26 04
921693	FRONT SEAT (CHESTNUT)	26 10
921903	REAR SEAT SQUAB ASSEMBLY (CHESTNUT)	25 75
922023	REAR SEAT CUSHION ASSEMBLY (CHESTNUT)	26 17
922103	SURROUND FINISHER (CHESTNUT)	25 83
923231	SURROUND FINISHER (BLACK)	25 83
923233	SURROUND FINISHER (NEW TAN)	25 83
923237	SURROUND FINISHER (SHADOW BLUE)	25 83
923238	SURROUND FINISHER (GREY)	25 83
923253	FRONT L.H. SEAT (CHESTNUT)	26 07
923263	FRONT R.H. SEAT (CHESTNUT)	26 07
AKD 7759	PASSPORT TO SERVICE (ENGLISH CONTINENTAL)	25 23
AKD 7760	PASSPORT TO SERVICE (FRENCH)	25 23
AKD 7761	PASSPORT TO SERVICE (DANISH)	25 23
AKD 7762	PASSPORT TO SERVICE (DUTCH)	25 23
AKD 7763	PASSPORT TO SERVICE (FINNISH)	25 23
AKD 7764	PASSPORT TO SERVICE (GERMAN)	25 23
AKD 7765	PASSPORT TO SERVICE (ITALIAN)	25 23
AKD 7766	PASSPORT TO SERVICE (NORWEGIAN)	25 23
AKD 7767	PASSPORT TO SERVICE (PORTUGUESE)	25 23
AKD 7768	PASSPORT TO SERVICE (SPANISH)	25 23
AKD 7769	PASSPORT TO SERVICE (SWEDISH)	25 23
AKD 8060	PASSPORT TO SERVICE (WEST GERMANY)	25 23
AKD 8072	PASSPORT TO SERVICE (ENGLISH-HOME)	25 23
ARA 987	SEALING WASHER	25 20
ARA 1633	FILLER CAP	25 20
ARA 2404	FILLER PLUG	25 20
ARA 2634	RADIATOR FILLER PLUG	25 20
ATJ 6590	BOLT	25 10
AUC 4387	CARB PISTON SPRING	24 41
AUD 577	CARBURETTOR	24 13
AUD 578	CARBURETTOR	24 34
AUC 582 F	FRONT CARBURETTOR	24 36
AUD 582 R	REAR CARBURETTOR	24 36
AUD 665 F	CARBURETTOR FRONT	24 39
AUD 665 R	CARBURETTOR REAR	24 39
AUD 3308	NEEDLE SCREW	24 14
AUD 3310	NEEDLE GUIDE	24 14
AUD 9095	NEEDLE AND SEAT	24 14
AUD 9257	FRONT CHAMBER LID	24 37
AUD 9450 R	CARB JET KIT	24 42
AUD 9451 F	CARB JET KIT	24 42
AUD 9596	JET ASSEMBLY	24 14
AUD 9988	CARB DASH POT & PISTON KIT	24 41
AUE 811	CARB GASKET KIT	24 41
BL 0016	BALL	24 60
CC 5011	CLIP	24 25
CC 5012	CLIP	25 17
CD 22869	SEALING FLUG	26 25
CD 27769	BUFFER COMPENSATOR	25 08
CD 31568	PORCELAIN PAINT	26 27

PART NUMBER	DESCRIPTION	REF. NO.
CD 32803	SOCKET	26 01
CJ 3012	CLIP	25 17
CJ 3014	CLIP	24 11
CJ 600124	HOSE CLIP	25 20
CS 4009	CLIP SMALL	24 80
CS 4020	CLIP LARGE	24 80
CS 4025	CLIP HOSE	25 17
CS 4034	CLIP HOSE ATTACHMENT	25 17
CS 4036	CLIP HOSE ATTACHMENT	25 17
CUD 1021	NEEDLE ASSEMBLY	24 37
CUD 1029	NEEDLE ASSEMBLY	24 14
CUD 1030	NEEDLE ASSEMBLY	24 35
CUD 2395	TEMPERATURE COMPENSATOR	24 34
CUD 4103	CARBURETTOR DAMPER	24 14
CZA 164	WASHER	25 68
CZD 1143	SEATING WASHER	25 57
CZK 6342	MTG PLATE	25 68
CZK 6597	GEAR LEVER GAITER	24 56
DAM 1714	REVERSE CP LEVER PIN	24 61
DS 2512	ROLL PIN	24 31
GAP 153	WHITE PAINT	26 27
GAP 161	SIENNA BROWN PAINT	26 27
GAP 164	SLATE GREY PAINT	26 27
GAP 167	DAMSON PAINT	26 27
GAP 276	SAFFRON PAINT	26 27
GAP 277	PIMENTO PAINT	26 27
GAP 278	SAPPHIRE BLUE PAINT	26 27
GAP 281	EMERALD GREEN PAINT	26 27
GAP 282	MALLARD PAINT	26 27
GAP 283	ICE BLUE PAINT	26 27
GAP 300	HONEYSUCKLE PAINT	26 27
GAP 301	FRENCH BLUE PAINT	26 27
GAP 302	CARMINE PAINT	26 27
GAP 303	AEROSOL MAGENTA	26 26
GAP 304	AEROSOL MIMOSA	26 26
GAP 376	AEROSOL MAPLE	26 26
GBF 101	BRAKE & CLUTCH FLUID	25 22
GBF 102	BRAKE FLUID(16 OZ TIN)	25 22
GBF 103	BRAKE AND CLUTCH FLUID	25 22
GBH 130	FRONT BRAKE HOSE	25 12
GBH 131	REAR BRAKE HOSE	25 15
GBP 201	BRAKE PAD	25 09
GBS 536	REAR BRAKE SHOE	25 11
GBS 593	REAR BRAKE SHOE	25 10
GCC 134	CLUTCH COVER	24 48
GCL 106	IGNITION COIL	25 24
GCP 190	CLUTCH PLATE	24 48
GCP 230	CLUTCH PLATE	24 49
GCS 101	CONTACT SET	25 26
GCS 118	CONTACT SET	25 27
GDC 103	DISTRIBUTOR COVER	25 26
GDC 132	DISTRIBUTOR CAP	25 27
GEG 373	CYL HEAD GASKET	24 22
GEG 414	ROCKER COVER GASKET	24 06
GEG 517	SUMP GASKET	24 05
GEG 648	MANIFOLD GASKET	24 11

PART NUMBER	DESCRIPTION	REF. NO.
GEG 701	EXHAUST FLANGE GASKET	25 18
GEG 1142	GASKET SET	24 04
GEG 1195	DECODKE SET	24 19
GEX 1444	FRONT EXHAUST PIPE	25 18
GEX 3437	SILENCER ASSEMBLY	25 18
GEX 3438	TAIL PIPE	25 18
GEX 7331	FLEXIBLE MOUNTING	25 18
GFB 142	FAN BELT	24 09
GFE 119	OIL FILTER	24 10
GFE 1020	AIR CLEANER ELEMENT	24 15
GFE 1037	AIR CLEANER ELEMENT	24 43
GFG 117	FLANGE GASKET	24 70
GFS 25	25 AMP FUSE	25 38
GFS 35	35 AMP FUSE	25 43
GFU 107	FLASHER UNIT	25 32
GHB 101	HUB INNER BEARING	24 68
GHB 102	HUB OUTER BEARING	24 68
GHB 105	HUB BEARING	24 74
GHB 180	HUB BEARING	24 70
GHS 111	OIL SEAL	24 70
GHS 146	OIL SEAL	24 68
GHS 181	OIL SEAL REAR AXLE	24 70
GLB 380	BULB	25 18
GLB 382	BULB	25 39
GLB 410	HEADLAMP BULB	25 38
GLB 411	HEADLAMP BULB	25 38
GLR 501	BLUB	25 18
GLB 989	BLUB	25 39
GLU 116	LIGHT UNIT	25 38
GRA 101	ROTOR ARM	25 26
GRA 114	ROTOR ARM	25 27
GRB 207	CLUTCH RELEASE BEARING	24 51
GRH 492	RADIATOR TOP HOSE	25 20
GRH 493	RADIATOR BOTTOM HOSE	25 20
GSB 102	BRUSH SET	25 43
GSB 105	BRUSH STARTER MOTOR	25 30
GSC 101	CONDENSER	25 26
GSC 109	CONDENSER SET	25 27
GSS 129	PETROL LOCKING FILLER CAP	25 17
GTG 103	THERMOSTAT GASKET	24 09
GTS 104	THERMOSTAT	24 09
GTS 106	THERMOSTAT	24 09
GTS 111	THERMOSTAT	24 09
GTS 113	THERMOSTAT	24 09
GTU 153	WHITE PAINT	26 27
GTU 161	SIENNA BROWN PAINT	26 27
GTU 164	SLATE GREY PAINT	26 27
GTU 167	DAMSON PAINT	26 27
GTU 276	SAFFRON PAINT	26 27
GTU 277	PIMENTO PAINT	26 27
GTU 278	SAPPHIRE BLUE PAINT	26 27
GTU 281	EMERALD GREEN PAINT	26 27
GTU 282	MALLARD PAINT	26 27
GTU 283	ICE BLUE PAINT	26 27
GTU 300	HONEYSUCKLE PAINT	26 27
GTU 301	FRENCH BLUE PAINT	26 27

PART NUMBER	DESCRIPTION	REF.	NO.
GTU 302	CARMINE PAINT	26	27
GTU 303	TOUCH UP PAINT MAGENTA	26	26
GTU 304	TOUCH UP PAINT MIMOSA	26	26
GTU 376	TOUCH UP PAINT MAPLE	26	26
GUJ 106	UNIVERSAL JOINT	24	77
GWC 1110	WHEEL CYLINDER	25	10
GWC 1502	REAR WHEEL CYLINDER	25	11
N 9Y	SPARKING PLUG	25	24
NH 105041	NUT REVERSE LAMP	25	41
NKC 0116	WATER VALVE & SPINDLE	25	74
NKC 0117	VALVE SCREW	25	74
NKC 0119	RETAINER	25	74
NKC 0120	INNER GUIDE	25	74
NKC 0121	COVER	25	74
NKC 0122	SEAL	25	74
NL 10500	WASHER SPRING	25	41
PKC 0026	SILENCER ASSEMBLY	25	18
PKC 0027	TAIL PIPE	25	18
PKC 0028	TAIL PIPE	25	19
PKC 0055	FRONT SUB FRAME	24	45
RKC 0270	RACK AND PINION R.H.S.	24	80
RKC 0271	RACK AND PINION L.H.S.	24	80
RKC 0366	ROADWHEEL	24	77
RKC 0461	GEAR BOX CASE	24	59
RKC 0638	DISTRIBUTOR ASSY	25	27
RKC 0648	EXHAUST MANIFOLD	24	32
RKC 0721	PROPSHAFT	24	77
RKC 0722	MAINSHAFT	24	60
RKC 0723	MANIFOLD INLET	24	31
RKC 0782	UPPER WISHBONE ARM	24	67
RKC 0918	CRANK SHAFT	24	24
RKC 0938	CRANKSHAFT	24	07
RKC 1849	REAR EXTENSION	24	62
RTC 315	CARBON BRUSH & SPRING	25	27
RTC 1775	VACUUM UNIT DISTRIBUTOR	25	27
RTC 1870	REVERSE LAMP LENS	25	41
RTC 2015	REVERSE CP LEVER & PIN KIT	24	61
RZS 1216	ROLL PIN	24	58
TD 0711	STUD	24	32
TKC 0462	PINION R.H.S.	24	80
TKC 0463	PINION L.H.S.	24	80
TKC 0533	MAINSHAFT	24	53
TKC 0609	SUPPORT BRACKET (RH STG)	25	02
TKC 0902	VERTICAL LINK & HUB R.H	24	67
TKC 0903	VERTICAL LINK & HUB L.H	24	67
TKC 1155	CYL. HEAD ASSY	24	22
TKC 1267	CONSTANT PINION SHAFT	24	59
TKC 1513	SPEEDOMETRE	25	42
TKC 1529	SPEEDOMETRE	25	42
TKC 1570	AIR CLEANER ASSY	24	44
TKC 1840	FLYWHEEL	24	24
TKC 2279	WINDSCREEN WASHER ASSY	25	37
TRS 0912	O RING	24	62
TRS 1418	'O' RING	25	20
TRS 1620	O RING	24	62
UKC 0565	1300CC SHORT ENGINE UNIT	24	04

PART NUMBER	DESCRIPTION	REF. NO.
UKC 0566	1500CC SPORT ENGINE UNIT	24 18
UKC 0706	1ST SPEED SLEEVE	24 52
UKC 0725	SHIELD	24 75
UKC 0734	APPROVAL LABEL	26 25
UKC 0735	APPROVAL LABEL	26 25
UKC 0764	FLANGE	24 75
UKC 0765	SERVICE KIT(REAR WHEEL CYLINDER)	25 11
UKC 0769	THRUST WASHER(.169/.171")	24 53
UKC 0868	FRONT HUB	24 68
UKC 0933	BUSH (2ND SPEED GEAR	24 53
UKC 0934	THRUST WASHER(.198/.200")	24 53
UKC 0935	THRUST WASHER(.201/.203")	24 53
UKC 0936	THRUST WASHER(.204/.206")	24 53
UKC 0937	THRUST WASHER(.207/.209")	24 53
UKC 1045	COVER (W/S WASHER)	25 36
UKC 1052	BUMP RUBBER BRACKET	24 72
UKC 1092	AIR CLEANER BASE	24 15
UKC 1093	AIR CLEANER SHELL	24 15
UKC 1094	BOLT	24 15
UKC 1110	OIL SEAL	24 08
UKC 1115	CONVERSION LEAD	25 32
UKC 1332	SURGE PROTECTION DEVICE	25 28
UKC 1338	END FRAME R.H.S.	25 34
UKC 1339	TERMINAL	25 34
UKC 1342	SIDELAMPLENS	25 40
UKC 1352	MOUNTING BRACKET R.H.	24 45
UKC 1353	MOUNTING BRACKET L.H.	25 66
UKC 1429	CYL HEAD	24 06
UKC 1450	2ND SPEED GEAR	24 53
UKC 1451	SHIM	24 45
UKC 1490	REAR AXLE UNIT	24 71
UKC 1491	REAR AXLE UNIT	24 73
UKC 1492	AXLE CENTRE(RECONDITIONED)	24 71
UKC 1493	AXLE CENTRE(RECONDITIONED)	24 73
UKC 1655	ALTERNATOR COVER	25 28
UKC 1656	REGULATOR	25 28
UKC 1657	RECTIFIER	25 28
UKC 1658	S.R.E. BRACKET	25 28
UKC 1659	ALTERNATOR STATOR	25 28
UKC 1666	D.E. BRACKET	25 28
UKC 1698	LOWER WISHBONE & BALL JOINT ASSY	24 68
UKC 1776	LOWER WISHBONE ASSEMBLY	24 68
UKC 1800	BODY HARNESS	25 45
UKC 1937	DOWEL	24 24
UKC 1938	DOWEL	24 07
UKC 2334	VALVE INSERT	24 22
UKC 2335	VALVE INSERT	24 22
UKC 2460	VALVE	24 22
UKC 2598	BOLT	24 24
UKC 2981	AIR CLEANER ELEMENT	24 44
UKC 2992	GASKET	24 39
UKC 3009	LEVER	24 39
UKC 3104	GEAR LEVER KNOB ASSY	24 56
UKC 3282	GEAR LEVER ASSY	24 56
UKC 3371	BEARING	24 59
UKC 3412	REVERSE LAMP	25 41

PART NUMBER	DESCRIPTION	REF. NO.
UKC 3444	BUSH UPPER WISHBONE	24 69
UKC 3478	BELL HSG & FRONT END COVER ASSY	24 57
UKC 3793	CLIP	24 40
UKC 3794	CLIP	24 40
UKC 3918	HANDBRAKE GRIP	25 08
UKC 4254	BOLT	24 07
UKC 4360	FLYWHEEL	24 07
UKC 4493	PIN DIFFERENTIAL	25 76
UKC 4785	MANIFOLD GASKET	24 31
UKC 4962	PIPE	24 40
UKC 5285	HOSE	24 31
UKC 5392	HEAT SHIELD	24 39
UKC 5641	PIN	24 62
UKC 5644	GEARBOX UNIT	24 56
UKC 5650	GEARBOX UNIT RECOND	24 56
UKC 5955	SHORT ENGINE	24 18
UKC 5956	SHORT ENGINE	24 18
UP 0147	WASHER	24 60
WA 105001	WASHER PLAIN	25 41
WKC 0220	BODY SHELL R.H.S.	25 25
WKC 0221	BODY SHELL L.H.S.	25 25
WKC 0335	BODY SHELL R.H.S.	25 25
WKC 0336	BODY SHELL L.H.S.	25 25
WKC 1644	CORNER BAR REAR BUMPER	25 78
WKC 1645	CORNER BAR REAR BUMPER	25 78
WKC 1701	FACIA TRIMMED ASSY	25 69
WZX 1011	CARB JET BEARING KIT	24 42
WZX 1014	CARB THRCITLLE SPINDLE KIT	24 42
WZX 1020	CARB SUNCRY PARTS KIT	24 41
WZX 1021	CARB NEEDLE KIT	24 41
WZX 1025	CARB THRCITLLE DISC KIT	24 42
WZX 1026F	CARB FLOAT LID KIT	24 42
WZX 1027R	CARB FLOAT LID KIT	24 42
WZX 1030	CARB LEVER KIT	24 41
WZX 1031	CARB LEVER KIT	24 41
XKC 0504	FRONT PANEL	25 47
XKC 1290	WATER DEFLECTOR BOARD	25 20
XKC 1291	WATER DEFLECTOR BOARD	25 20
XKC 1308	MUD FLAP LH	25 47
XKC 1309	MUD FLAP RH	25 47
XKC 1755	SOUND DEADENING GEAR BOX COVER	25 82
XKC 1850	FRONTAL GRILLE LH	25 52
XKC 1851	FRONTAL GRILLE	25 52
YKC 0151	TRIM BOARD R.H.S.	25 72
YKC 0161	TRIM BOARD L.H.S.	25 72
YKC 0475	REAR DOOR LOCK R.H.	25 64
YKC 0476	REAR DOOR LOCK L.H.	25 64
YKC 0686	DOOR MIRROR ASSY(EXTERIOR)FRANCE ONLY	25 54
YKC 0688	DRUM ASSY (EXT DOOR MIRROR) FRANCE ONLY	25 54
YKC 0689	WASHER(EXTERIOR DOOR MIRROR)FRANCE ONLY	25 54
YKC 1085	INTERIOR MIRROR ASSY	25 68
YKC 1088	LENS	25 68
YKC 1089	SEALING RING	25 68
YKC 1090	SPRING	25 68
YKC 1097	GRUB SCREW	25 68
YKC 1433	IRON REAR BUMPER LH	25 78

PART NUMBER	DESCRIPTION	REF. NO.
YKC 1434	IRON REAR BUMPER RH	25 78
YX 5306	SELF TAP SCREW	25 18
ZKC 0023	SWITCH BRACKET	25 42
ZKC 0163	PIVOT PIN	25 58
ZKC 0181	LOCKING PIN	25 58
ZKC 0183	CHECK LINK ASSY	25 62
ZKC 0274	LOCKSET R.H.S.	26 27
ZKC 0275	LOCKSET L.H.S.	26 27
ZKC 0354	REMOTE CONTROL LINK L.H.	25 64
ZKC 0355	REMOTE CONTROL LINK R.H.	25 64
ZKC 0511	DRIVE FASTENER	25 47
ZKC 1275	DRIVE FASTENER	25 47
ZKC 1523	INSERT END RUBBER STRIP	25 79
ZKC 1524	INSERT END RUBBER STRIP	25 79
ZKC 1533	RUBBING STRIP	25 79
ZKC 1536	RUBBER STRIP	25 79
ZKC 1539	RUBBING STRIP	25 79
ZKC 1542	RUBBER STRIP	25 79
11H 1196	CLAMP	25 20
11H 1197	SEATING WASHER	25 20
13H 6044	OIL SEAL	24 62
2A 7226	BOLT	24 70
21H 5097	OIL SEAL	24 70
21H 5478	DIFFERENTIAL CASING	24 74
21H 5479	BOLT	24 74
21H 5632	BEARING HOUSING	24 77
21H 6060	AXLE BREATHER	24 70
22G 1408	SELECTOR FORK SHAFT	24 58
22G 1418	INTERLOCK SPOOL	24 58
22G 1419	PLATE INTERLOCK SPOOL	24 58
22G 1420	GASKET	24 62
22G 1421	PLUNGER DETENT	24 62
22G 1422	OIL SEAL	24 62
22G 1424	SEAT GEAR LEVER YOKE	24 58
22G 1425	REVERSE LIFT PLATE	24 62
22G 1434	GEAR LEVER RETAINER	24 56
22G 1435	REVERSE IDLER BUSH	24 61
22G 1486	BEARING	24 62
22G 1584	SELECTOR FORK	24 58
22G 1711	SPEEDO DRIVE GEAR RETAINER	24 62
22G 1753	DRIVING GEAR	24 60
22G 1848	REVERSE GP LEVER	24 61
22G 1884	TOP COVER	24 58
22G 1911	TOP COVER GASKET	24 58
22G 1947	PLUG	24 62
22G 2053	SELECTOR SHAFT	24 58
22G 2198	SPRING DETENT	24 62
22G 2277	PIN	24 62
22G 2285	SPRING GEAR LEVER	24 56
22G 2286	BUSH GEAR LEVER	24 56
22G 2291	YOKE	24 58
22G 2840	SPACER	24 59
24G 3392	SEATING WASHER	25 57
90 559062	FRONT COURTESY LIGHT SWITCH	25 43

